

FLEXA
LIGHTING
NORTH AMERICA

smart book
2025

- ▶ alphabetical index
- ▶ about us
- ▶ contacts



RECESSED
DOWNLIGHTING



STEPLIGHTS



PROJECTORS



LINEAR
SYSTEM



CEILING &
WALL MOUNTED



PENDANTS



IP RATED
DOWNLIGHTS



UPLIGHTS &
PATHLIGHTS



IP RATED
PROJECTORS



BOLLARDS

RECESSED DOWNLIGHTING



SKY
0,75W IP20



SELENE
1,5W IP20



DIP 6
4,5W IP20




FLEXUS 6
4,5W IP20



FLEXUS 10
9W IP20



FLEXUS 20
18W IP20



KOL
4,5W IP20



TAG
7,5W IP20



**ESME
PERFORMANCE R10**
9W IP20



**ESME
PERFORMANCE R20**
18W IP20



**ESME
PRECISION R10**
9W IP20



**ESME
PRECISION R20**
18W IP20



BYE
0,75W IP20



BABA R2
1,5W IP20



BABA Q2
1,5W IP20



BABA R6
4,5W IP20



BABA Q6
4,5W IP20




BABA R10
9W IP20



BABA Q10
9W IP20



BLACK 2
1,5W IP20



BLACK 6
4,5W IP20



BLACK 10
9W IP20




ZED
1,5W IP20



AIMEE 6
4,5W IP20

RECESSED DOWNLIGHTING



AIMEE 10
9W IP20




FRANNY 6
4,5W IP20



FRANNY 10
9W IP20




FRANNY 20
18W IP20



WIM 6
4,5W IP20



WIM 10
9W IP20



NEIL
7,5W IP20



HAP 110
9W IP20



HAP 120
2x9W IP20



HAP 130
3x9W IP20



HAP 140
4x9W IP20




KORINE 10
9W IP20



TASK 10
9W IP20



ZERINO
0,75W IP20



ZED TRIMLESS
1,5W IP20



ZERO R2
1,5W IP20



ZERO Q2
1,5W IP20



ZERO R6
4,5W IP20




ZERO Q6
4,5W IP20



ZERO R10
9W IP20



ZERO Q10
9W IP20



ZERO MOVE 2
1,5W IP20



ZERO MOVE 6
4,5W IP20



**AIMEE 6
TRIMLESS**
4,5W IP20

RECESSED DOWNLIGHTING



AIMEE 10 TRIMLESS
9W IP20



DIP 6 TRIMLESS
4,5W IP20



SEXUS 6
4,5W IP20



SEXUS 10
9W IP20



SEXUS 6 UGR
4,5W IP20



SEXUS 10 UGR
9W IP20



ZOE 6
4,5W IP20



ZOE 10
9W IP20



ZOE 20
18W IP20



HOLE
7,5W IP20



MILO 10
9W IP20



MILO X120
2x9W IP20



MILO X130
3x9W IP20



MOON Q10
9W IP20



MOON QX120
2x9W IP20



MOON QX130
3x9W IP20



NONE R10
9W IP20




NONE Q10
9W IP20



ANDREW
0,75W IP20



DAHLIA
1,5W IP20



ADAN
4,5W IP20



JOEL 2
1,5W IP20



JOEL 6
4,5W IP20



MINILED R10
3W IP20

RECESSED DOWNLIGHTING



MINILED A Q10
3W IP20



MINILED A QX120
2x3W IP20



MINILED A QX130
3x3W IP20



MINE 6
4,5W IP20



MINE 10
9W IP20



MINE 20
18W IP20




MINE 30
27W IP20



PLEXUS 6
4,5W IP20



PLEXUS 10
9W IP20



PLEXUS 6 UGR
4,5W IP20



PLEXUS 10 UGR
9W IP20



LEDA R10
9W IP20



LEDA Q10
9W IP20



LEDA QX120
2x9W IP20



LEDA QX130
3x9W IP20



LOLLO 10
9W IP20



LOLLO X120
2x9W IP20



LOLLO X130
3x9W IP20



LOLLO 20
18W IP20



LOLLO X220
2x18W IP20



LOLLO X230
3x18W IP20



LOLLO 30
27W IP20



LOLLO X320
2x27W IP20



LOLLO X330
3x27W IP20

STEPLIGHTS



BEAN
1W IP67



BIRDIE
1W IP20



BIRDIE TRIMLESS
1W IP20



UMA
1W IP20



BANG
1,5W IP20



DAGO 2
1,5W IP20



DAGO 6
4,5W IP20



SOREL
1,5W IP65

PROJECTORS



AIMEE T6
4,5W IP20



AIMEE T10
9W IP20



ELIA T6
4,5W IP20



ELIA T10
9W IP20



ELIJAH T6
4,5W IP20



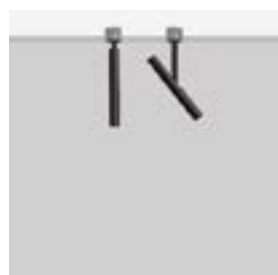
ELIJAH T10
9W IP20



ELO T6
4,5W IP20



ELO T10
9W IP20




JOS T2
1,5W IP20




JOS T6
4,5W IP20



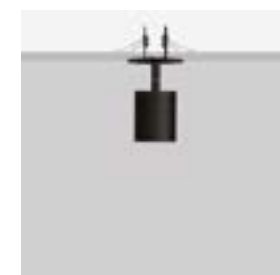
JOS T10
9W IP20



TEDDY T6
4,5W IP20



TEDDY T10
9W IP20



AIMEE R6
4,5W IP20



AIMEE R10
9W IP20



ELIA R6
4,5W IP20

PROJECTORS



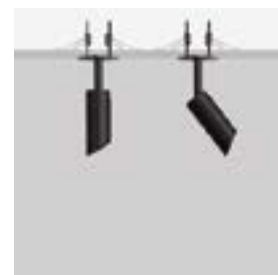
ELIA R10
9W IP20



ELIJAH R6
4,5W IP20



ELIJAH R10
9W IP20



ELO R6
4,5W IP20



ELO R10
9W IP20



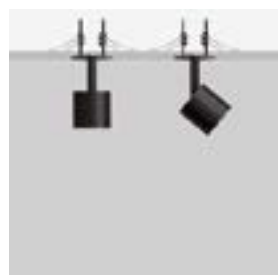
JOS R2
1,5W IP20



JOS R6
4,5W IP20



JOS R10
9W IP20



TEDDY R6
4,5W IP20



TEDDY R10
9W IP20



PUFF
2W IP20



AIMEE S6
4,5W IP20



AIMEE S10
9W IP20



ELIA S6
4,5W IP20



ELIA S10
9W IP20



ELIJAH S6
4,5W IP20



ELIJAH S10
9W IP20



ELO S6
4,5W IP20



ELO S10
9W IP20



JOS S2
1,5W IP20



JOS S6
4,5W IP20



JOS S10
9W IP20



TEDDY S6
4,5W IP20



TEDDY S10
9W IP20

PROJECTORS



BULL 10 BASE
9W IP20



BULL 20 BASE
18W IP20



BULL 40 BASE
36W IP20



BULL 10 LAY
9W IP20



BULL 20 LAY
18W IP20



BULL 40 LAY
36W IP20



SWAN 10
9W IP20



SWAN X120
2x9W IP20



SWAN X130
3x9W IP20



WAND S1020
9/18W IP20

LINEAR SYSTEMS



120V SINGLE CIRCUIT TRACK



120V TRIPLE CIRCUIT DIMMING TRACK



WAND 1020
9-18W IP20



BULL 40
36W IP20



24V SURFACE SHALLOW TRACK



24V SURFACE DEEP TRACK



24V RECESSED DEEP TRACK




24V TRIMLESS DEEP TRACK



AIMEE X6
4,5W IP20




AIMEE X10
9W IP20



ELIA X6
4,5W IP20



ELIA X10
9W IP20



ELIJAH X6
4,5W IP20



ELIJAH X10
9W IP20



ELO X6
4,5W IP20



ELO X10
9W IP20



JOS X2
1,5W IP20



JOS X6
4,5W IP20



JOS X10
9W IP20



TEDDY X6
4,5W IP20



TEDDY X10
9W IP20



WAND X1020
9-18W IP20



ESME PRECISION X10
9W IP20



ESME PRECISION X20
18W IP20



ESME PERFORMANCE X10
9W IP20



ESME PERFORMANCE X20
18W IP20



ESME X10
9W IP20



ESME X20
18W IP20

LINEAR SYSTEMS



MAGGY 36




LEONARD 36
4,5W IP20



DAVID 36
9W IP20



PRINCE 36
9W IP20



BEN 36
15W IP20



MAGGY 72




LEONARD 72
9W IP20



DAVID 72
18W IP20



PRINCE 72
18W IP20



BEN 72
30W IP20

CEILING AND WALL MOUNTED LUMINAIRES



ARIK 6
4,5W IP20



ARIK 10
9W IP20



CADMO 6
4,5-9W IP65



LINI S6
9W IP20



LINI W6
4,5/9W IP20



ART
7,5W IP65



KELLER S
7,5W IP65



KELLER D
2x7,5W IP65



CRU
9W IP20



GAGA
2x9W IP20



SASABUNE
9W IP65

PENDANTS



LINI P6
9W IP20



WAND P1020
9/18W IP20



LINI PT6
9W IP20

IP RATED DOWNLIGHTS



PUCK
1W IP67



TYTUS
1W IP67



TYZAN
1W IP67



BABUS 2
1,5W IP67



BABUS 6
4,5W IP67



BABUS 10
9W IP67



LOTUS 2
1,5W IP67



LOTUS 6
4,5W IP67



ZERUS 2
1,5W IP67



ZERUS 6
4,5W IP67



ZERUS 10
9W IP67



FLY 6
4,5W IP67



FLY 10
9W IP67



FLY 20
18W IP67



SLOT 6
4,5W IP67



SLOT 10
9W IP67




TYRONE 6
4,5W IP67




TYRONE 10
9W IP67



VEGA 6
4,5W IP67



VEGA 10
9W IP67



VEGA 20
18W IP67



ZIGGY 6
4,5W IP67



ZIGGY 10
9W IP67



ZIGGY 20
18W IP67



ERIS
7,5W IP67



JUPITER
7,5W IP67



VENUS
7,5W IP67



ALPHA 10
9W IP67



WOTAN 10
9W IP67

UPLIGHTS AND PATHLIGHTS



TYLA
1W IP67



FATBOY 2
1,5W IP67



TERA 2
1,5W IP67



TERA 6
4,5W IP67



DIG 6
4,5W IP67




DIG 10
9W IP67



DIG 20
18W IP67



GLASS 6
4,5W IP67



GLASS 10
9W IP67



NEXUS 6
4,5W IP67



NEXUS 10
9W IP67



BREE
7,5W IP67



DESERT 10
9W IP67



JAN 10
9W IP67



MAL 10
9W IP67



MAL 20
18W IP67



BUNGA
1,5W IP67




MINIAIR
1,5W IP67



AIR 6
4,5W IP67

IP RATED PROJECTORS



YAGA
1W IP65



OLU 2
1,5W IP65



OLU 6
4,5W IP65



MAUNA 6
4,5W IP65



MAUNA 10
9W IP65



MAHALO
7,5W IP65



BRUTUS 10
9W IP65



BRUTUS 20
18W IP65



RENÈ
4,5/9W IP67



POLE



OLU 6 POLE
4,5W IP65



MAHALO POLE
7,5W IP65


BOLLARDS



ELLE 2
1,5W IP65




ELLE 6
4,5W IP65



DUSK
8,2W IP65

POWER SUPPLIES



DRIVERS

- ▶ Adan
- ▶ Aimee
- ▶ Aimee R
- ▶ Aimee S
- ▶ Aimee T
- ▶ Aimee Trimless
- ▶ Aimee X
- ▶ Air
- ▶ Alpha
- ▶ Andrew
- ▶ Arik
- ▶ Art
- ▶ Baba
- ▶ Babus
- ▶ Bang
- ▶ Bean
- ▶ Birdie
- ▶ Birdie Trimless
- ▶ Black
- ▶ Bree
- ▶ Brutus
- ▶ Bull
- ▶ Bull Base
- ▶ Bull Lay
- ▶ Bunga
- ▶ Bye
- ▶ Cadmo
- ▶ Cru
- ▶ Dago
- ▶ Dahlia
- ▶ Desert
- ▶ Dig
- ▶ Dip
- ▶ Dip Trimless
- ▶ Dusk
- ▶ Elia R
- ▶ Elia S
- ▶ Elia T
- ▶ Elia X
- ▶ Elijah R
- ▶ Elijah S
- ▶ Elijah T
- ▶ Elijah X
- ▶ Elle
- ▶ Elo R
- ▶ Elo S
- ▶ Elo T
- ▶ Elo X
- ▶ Eris
- ▶ Esme Performance R
- ▶ Esme Performance X
- ▶ Esme Precision R
- ▶ Esme Precision X
- ▶ Esme X
- ▶ Fatboy
- ▶ Flexus
- ▶ Fly
- ▶ Franny
- ▶ Gaga
- ▶ Glass
- ▶ Hap
- ▶ Hole
- ▶ Jan
- ▶ Joel
- ▶ Jos R
- ▶ Jos S
- ▶ Jos T
- ▶ Jos X
- ▶ Jupiter
- ▶ Keller
- ▶ Kol
- ▶ Korine
- ▶ Leda
- ▶ Lini P
- ▶ Lini PT
- ▶ Lini S
- ▶ Lini W
- ▶ Lollo
- ▶ Lotus
- ▶ Maggy 36
- ▶ Maggy 72
- ▶ Mahalo
- ▶ Mahalo Pole
- ▶ Mal
- ▶ Mauna
- ▶ Milo
- ▶ Mine
- ▶ Miniair
- ▶ Minileda
- ▶ Moon
- ▶ Neil
- ▶ Nexus
- ▶ None
- ▶ Olu
- ▶ Olu 6 Pole
- ▶ Plexus
- ▶ Plexus UGR
- ▶ Pole
- ▶ Puck
- ▶ Puff
- ▶ Renè
- ▶ Sasabune
- ▶ Selene
- ▶ Sexus
- ▶ Sexus UGR
- ▶ Sky
- ▶ Slot
- ▶ Sorel
- ▶ Swan
- ▶ Tag
- ▶ Task
- ▶ Teddy R
- ▶ Teddy S
- ▶ Teddy T
- ▶ Teddy X
- ▶ Tera
- ▶ Tyla
- ▶ Tyrone
- ▶ Tytus
- ▶ Tyzan
- ▶ Uma
- ▶ Vega
- ▶ Venus
- ▶ Wand
- ▶ Wand P
- ▶ Wand S
- ▶ Wand X
- ▶ Wim
- ▶ Wotan
- ▶ Yaga
- ▶ Zed
- ▶ Zed Trimless
- ▶ Zerino
- ▶ Zero
- ▶ Zero Move
- ▶ Zerus
- ▶ Ziggy
- ▶ Zoe
- ▶ 120V Tracks
- ▶ 24V Tracks



Our value

People whose commitment and dedication can bring an innovative manufacturing project to fruition: this is our most genuine asset. Founded in 2010 by Roberto Mantovani, a designer with experience in product and lighting design, Flexalighting has grown over time, enriched by staff who are attentive, intelligent and open to new challenges. Our resources have enabled us to develop a wide range of LED lighting devices for interiors and exteriors, all entirely Made in Italy, for applications ranging from residential to retail, hospitality and service areas. Products in which meticulous attention to reliability and optical and structural quality is translated into high-level lighting solutions that can innovate the world of professional lighting.

Notre valeur

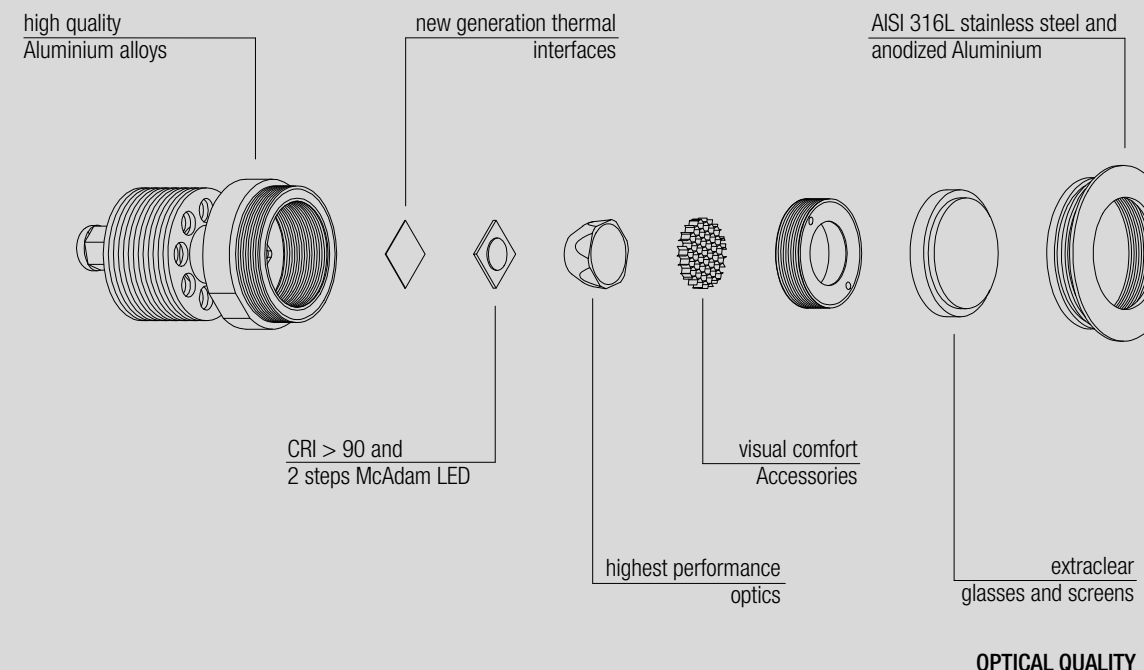
Des personnes qui, grâce à leur engagement et leur dévouement ont su concrétiser un projet industriel novateur: c'est cela qui constitue notre substance la plus authentique. La Société Flexalighting, fondée en 2010 par Roberto Mantovani, designer de grande expérience dans le monde du design de produit et du lighting design, a grandi au cours des années et s'est enrichie d'un personnel consciencieux, capable et sensible aux défis. Notre patrimoine humain nous a permis de développer une vaste gamme d'appareils d'éclairage à LED d'intérieurs et d'extérieurs, totalement made in Italy, avec des applications allant du résidentiel au retail, à l'hospitality, aux espaces tertiaires. Produits auxquels on a consacré une grande attention quant à la qualité optique et de construction mais aussi à l'efficacité, ce qui traduit dans des solutions de lumière de haut niveau, capables d'innover le monde de l'éclairage professionnel.

Nuestro valor

Personas que con empeño y dedicación concretan un proyecto industrial innovador: esta es nuestra mejor y más auténtica idea. Fundada en 2010 por Roberto Mantovani, diseñador con experiencia en el mundo del diseño de productos y del diseño de iluminación, Flexalighting ha crecido con el paso de los años enriqueciéndose con un personal atento, inteligente, sensible con los desafíos. Gracias a nuestro patrimonio humano hemos desarrollado una gama amplia de aparatos de iluminación con LED para interiores y exteriores, completamente realizados en Italia, para aplicaciones que van de las zonas residenciales a los minoristas, espacios terciarios y sector hospitalario. Productos en los cuales una gran atención a la calidad óptica y constructiva y a la fiabilidad se traduce en soluciones de luz de alto nivel, capaces de innovar el mundo de la iluminación profesional.



THERMAL MANAGEMENT AND MECHANICAL QUALITY



Minimize dimensions, maximise performance

Flexalighting arose from LED technology, and the aim is to fully exploit its most important and exclusive properties: efficiency, durability, but above all, dimensions. One of the most obvious things about a LED: it's tiny. And this has opened up new possibilities for product research: we want to build light into architecture, we want to reduce the compositional impact of lighting devices. When all is said and done, we want to offer light in its purest form.

Optical and manufacturing quality

Optical quality and manufacturing quality combine in high-level products: from scrupulous control of metal alloys and processing, to the selection of materials not subject to deterioration, to the use of the latest generation thermal interfaces, reliable, high-performance LEDs and optical trains of utmost optical quality: the technological mastery allows Flexalighting to manufacture products of the highest quality level.

Minimiser les dimensions, maximiser les prestations

Flexalighting a été créée autour de la technologie LED afin d'exploiter pleinement ses propriétés les plus importantes et exclusives: efficacité, durée, mais surtout dimensions. Une des plus grandes particularités du LED: c'est qu'il est petit. Et cela a ouvert de nouvelles perspectives en termes de recherche de produit: nous souhaitons intégrer la lumière et l'architecture, nous souhaitons réduire l'impact de composition des appareils d'éclairage. Pour tout dire, nous souhaitons offrir la lumière dans toute sa pureté.

Qualité optique et qualité constructive

Qualité optique et qualité constructive se combinent en produits de haut niveau: du contrôle scrupuleux des alliages métalliques et des usinages, au choix de matériaux non sujets à dégradation, en passant par l'emploi d'interfaces thermiques de dernière génération, à l'emploi de LED fiables et performants et de trains optiques de la qualité optique maximale : la maîtrise technologique permet à Flexalighting de produire des appareils du meilleur niveau qualitatif.

Minimizar las dimensiones, maximizar las prestaciones

Flexalighting surgió en torno a la tecnología LED, para aprovechar completamente las propiedades más importantes y exclusivas: eficiencia, duración, pero, sobre todo, dimensiones. Una de las peculiaridades más evidentes del LED: es pequeño. Esto ha abierto nuevas perspectivas en la investigación del producto: queremos integrar la luz y la arquitectura, queremos reducir el impacto compositivo de los aparatos de iluminación. En resumen, queremos ofrecer la luz con toda su pureza.

Calidad óptica y calidad constructiva

Calidad óptica y calidad constructiva se combinan en productos de alto nivel: desde el control escrupuloso de las aleaciones metálicas y de los procesos, pasando por la selección de materiales no sujetos a corrosión, la utilización de interfaces térmicas de última generación, hasta llegar al empleo de LEDES fiables y eficientes y de trenes ópticos de la máxima calidad óptica: la maestría tecnológica permite a Flexalighting fabricar aparatos del más alto nivel cualitativo.



Flexalighting North America: designed in Italy and built in Canada for the North American market

To offer a fast, effective service that responds to the specific needs of the North American market, Flexalighting opened a production plant in the area of Vancouver, BC, Canada in 2017, where catalogue products are produced in compliance with ETL certifications. In continuous contact with the Italian parent company, Flexalighting North America develops a wide range of products able to meet Canadian and US installation standards, offering maximum technical and commercial assistance to customers.

Flexalighting North America: dessiné en Italie et fabriqué au Canada pour le marché nord-américain

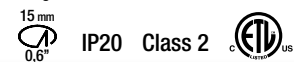
Afin d'offrir un service rapide, efficace et capable de répondre aux exigences spécifiques du marché nord-américain, Flexalighting a ouvert, en 2017, une usine de production dans la zone de Vancouver, BC, Canada, où sont réalisés les produits du catalogue dans le respect des certifications ETL. Constamment en contact avec la maison mère italienne, Flexalighting North America développe une vaste proposition capable de répondre aux standards d'installation canadiens et américains et d'offrir la meilleure assistance technique et commerciale à la clientèle.

Flexalighting North America: diseñado en Italia y fabricado en Canadá para el mercado norteamericano

Con el fin de ofrecer un servicio rápido, eficaz y capaz de responder a las necesidades específicas del mercado norteamericano, Flexalighting inauguró, en 2017, una planta de producción en la zona de Vancouver, BC, Canadá, donde se fabrican los productos del catálogo de acuerdo con las certificaciones ETL. En contacto permanente con la casa matriz italiana, Flexalighting North America desarrolla una amplia gama de productos capaces de satisfacer las normas de instalación canadienses y norteamericanas, ofreciendo máxima asistencia técnica y comercial a los clientes.

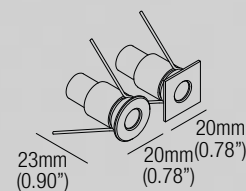
SKY

design: Roberto Mantovani

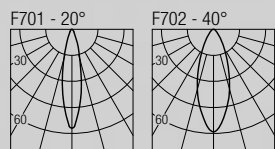


Flush optic downlight

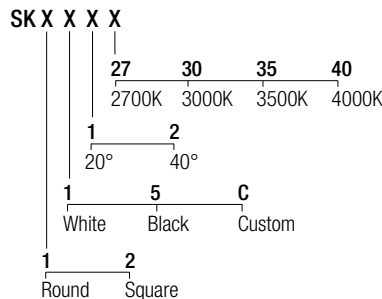
0,75W · 250mA (V_i 2,9V) · Series wiring
CRI90 · 3-Step MacAdam



250mA
2700K — 81 lm
3000K — 81 lm
3500K — 100 lm
4000K — 107 lm



Code Construction



Accessories

AT064R01015

Airtight recessed housing for insulated ceiling

IC064R01015

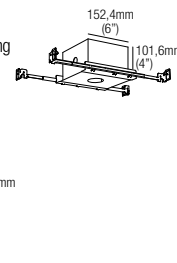
Recessed housing for insulated ceiling

MP-R015

Baseplate

R01015

T-bar baseplate



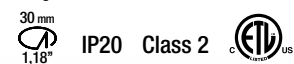
250mA Drivers

CCPRO10A-250 (1..12) IP20
Dimming: PHASE - 0-10V

CCPRO40A-250 (1..18) IP20
Dimming: PHASE - 0-10V

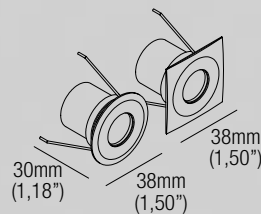
SELENE

design: Roberto Mantovani

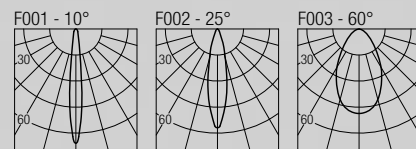


Flush optic downlight

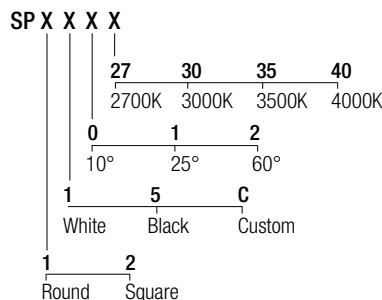
1,5W · 500mA (V_i 2,9V) · Series wiring
CRI90 · 3-Step MacAdam



500mA
2700K — 128 lm
3000K — 133 lm
3500K — 146 lm
4000K — 154 lm



Code Construction



Accessories

AT064R01030

Airtight recessed housing for insulated ceiling

IC064R01030

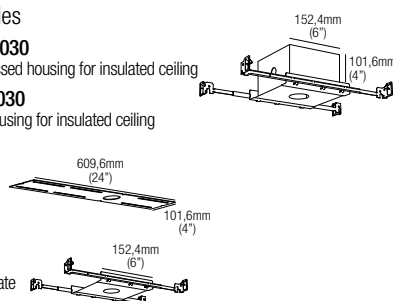
Recessed housing for insulated ceiling

MP-R030

Baseplate

R01030

T-bar baseplate



500mA Drivers

CCPRO10A-500 (1..6) IP20
Dimming: PHASE - 0-10V

CCPRO40A-500 (1..18) IP20
Dimming: PHASE - 0-10V



DIP 6

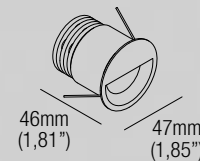
design: Jude Allen

42mm
1,65" IP20 Class 2  JA8



Flush optic downlight

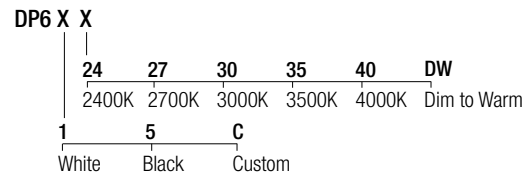
Static White: 4,5W · 500mA (V_i 9V) · Series wiring
Dim to Warm: 4,5W · 250mA (V_i 18V) · Series wiring
CRI98 · 2-Step MacAdam



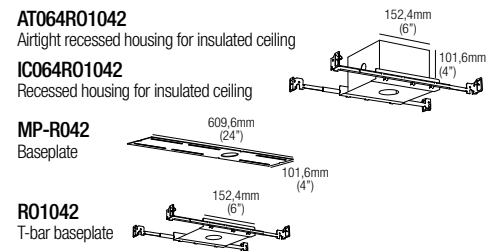
2400K	404 lm	3500K	545 lm
2700K	514 lm	4000K	538 lm
3000K	539 lm	DW	365 lm



Code Construction



Accessories



Static White - 500mA Drivers

CCPR010A-500 (1..2) IP20
Dimming: PHASE - 0-10V

CCPR040A-500 (1..6) IP20
Dimming: PHASE - 0-10V

Dim to Warm - 250mA Drivers

CCPR010A-250-DW (1..2) IP20
Dimming: PHASE - 0-10V

CCPR040A-250-DW (1..3) IP20
Dimming: PHASE - 0-10V

FLEXUS 6

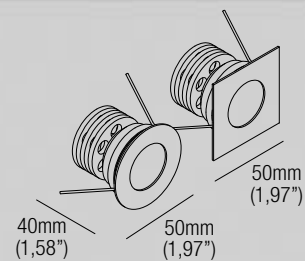
design: Rod&Todd

45mm
1,77" IP20 Class 2  JA8

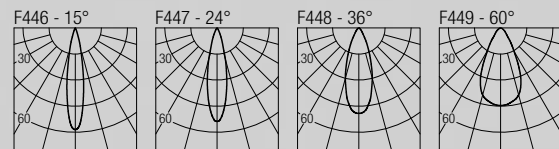


Flush optic downlight

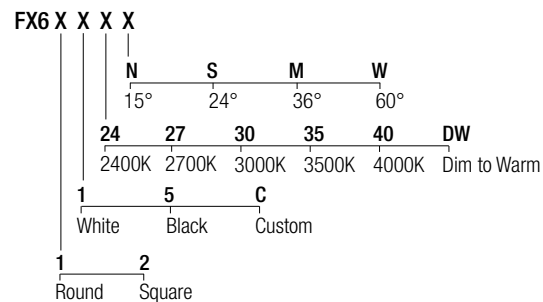
Static White: 4,5W · 500mA (V_i 9V) · Series wiring
Dim to Warm: 4,5W · 250mA (V_i 18V) · Series wiring
CRI98 · 2-Step MacAdam



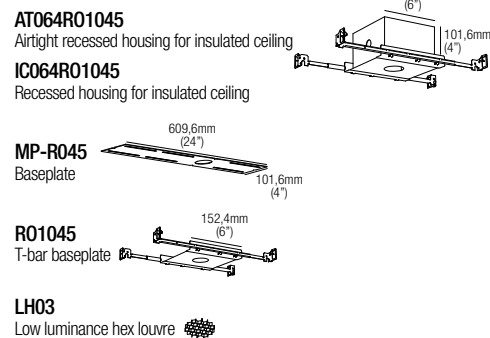
2400K	434 lm	3500K	586 lm
2700K	553 lm	4000K	579 lm
3000K	579 lm	DW	383 lm



Code Construction



Accessories



Static White - 500mA Drivers

CCPR010A-500 (1..2) IP20
Dimming: PHASE - 0-10V

CCPR040A-500 (1..6) IP20
Dimming: PHASE - 0-10V

Dim to Warm - 250mA Drivers

CCPR010A-250-DW (1) IP20
Dimming: PHASE - 0-10V

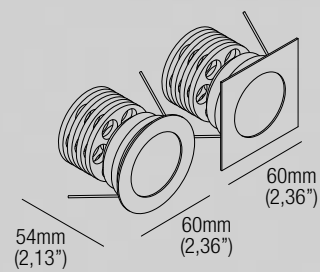
CCPR040A-250-DW (1..3) IP20
Dimming: PHASE - 0-10V



FLEXUS 10

design: Rod&Todd

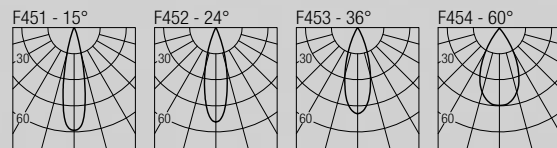
55mm
2,16" IP20 Class 2  JA8



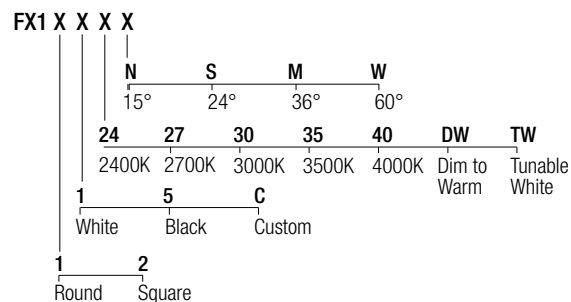
Flush optic downlight

Static White: 9W · 500mA (V, 18V) · Series wiring
Dim to Warm: 7,2W · 400mA (V, 18V) · Series wiring
Tunable White: 9W · 500mA (V, 18V) · Series wiring
CRI98 · 2-Step MacAdam

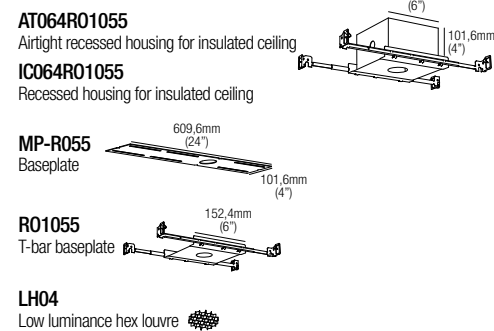
2400K	770 lm	4000K	1178 lm
2700K	1125 lm	DW	667 lm
3000K	1180 lm	TW	875 lm
3500K	1195 lm		



Code Construction



Accessories



Static White - 500mA Drivers

CCPRO10A-500 (1) IP20
Dimming: PHASE - 0-10V

CCPRO40A-500 (1..3) IP20
Dimming: PHASE - 0-10V

Dim to Warm - 400mA Drivers

CCPRO10A-400 (1) IP20
Dimming: PHASE - 0-10V


CCPRO40A-400 (1..3) IP20
Dimming: PHASE - 0-10V

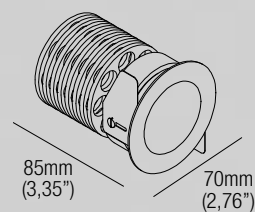
Tunable White - 500mA Drivers

DL0561S1 (1..3) IP20
Dimming: 0-10V

FLEXUS 20

design: Rod&Todd

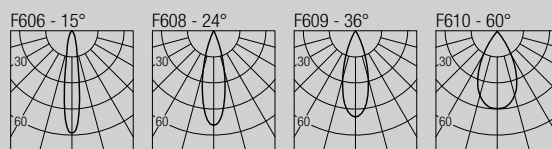
60mm
2,36" IP20 Class 2 



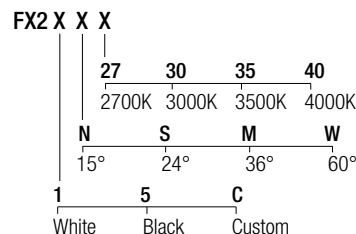
Flush optic downlight

18W · 500mA (V, 36V)
CRI98 · 2-Step MacAdam

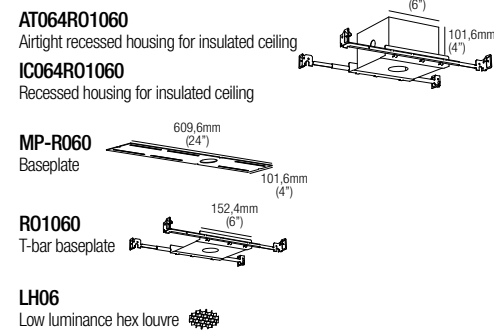
2700K	2165 lm
3000K	2279 lm
3500K	2498 lm
4000K	2423 lm



Code Construction



Accessories




500mA Drivers

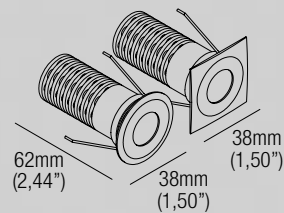
CCPRO40A-500 (1) IP20
Dimming: PHASE - 0-10V



KOL

design: Roberto Mantovani

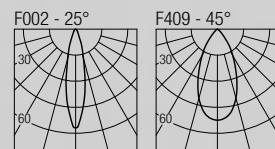
30 mm
1,18" IP20 Class 2  JA8



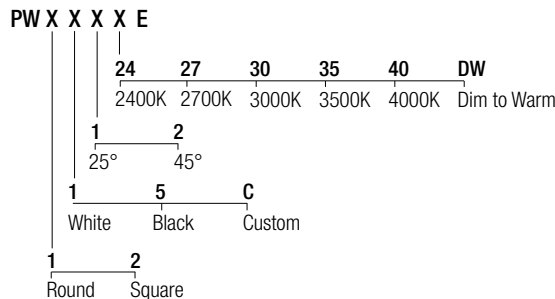
Flush optic downlight

Static White: 4,5W · 500mA (V_i 9V) · Series wiring
Dim to Warm: 4,5W · 250mA (V_i 18V) · Series wiring
CRI98 · 2-Step MacAdam

2400K	406 lm	3500K	548 lm
2700K	517 lm	4000K	541 lm
3000K	541 lm	DW	358 lm



Code Construction



Accessories

- AT064R01030**
Airtight recessed housing for insulated ceiling
- IC064R01030**
Recessed housing for insulated ceiling
- MP-R030**
Baseplate
- R01030**
T-bar baseplate
- LH01**
Low luminance hex louvre

Static White - 500mA Drivers


- CCPRO10A-500** (1..2) IP20
Dimming: PHASE - 0-10V
- CCPRO40A-500** (1..6) IP20
Dimming: PHASE - 0-10V

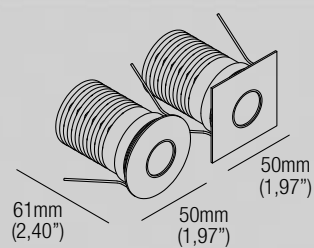
Dim to Warm - 250mA Drivers

- CCPRO10A-250-DW** (1) IP20
Dimming: PHASE - 0-10V
- CCPRO40A-250-DW** (1..3) IP20
Dimming: PHASE - 0-10V

TAG

design: Roberto Mantovani

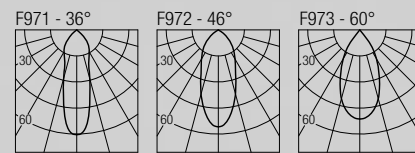
45 mm
1,77" IP20 Class 2 



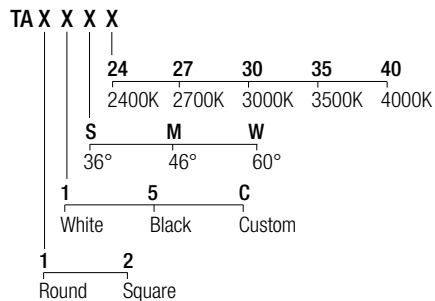
Flush optic downlight

7,5W · 24VDC · Parallel wiring
CRI98 · 2-Step MacAdam

2400K	487 lm	F971 - 36°
2700K	655 lm	F972 - 46°
3000K	688 lm	F973 - 60°
3500K	697 lm	
4000K	686 lm	



Code Construction



Accessories


- AT064R01045**
Airtight recessed housing for insulated ceiling
- IC064R01045**
Recessed housing for insulated ceiling
- MP-R045**
Baseplate
- R01045**
T-bar baseplate
- LH01**
Low luminance hex louvre


24 VDC Drivers

- DLM.30** (1..3) IP20
Dimming: PHASE - 0-10V
- DLM.60** (1..7) IP20
Dimming: PHASE - 0-10V
- DLM.100** (1..12) IP20
Dimming: PHASE - 0-10V



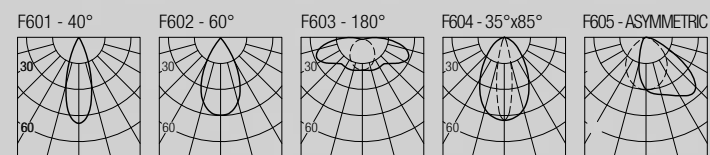
ESME PERFORMANCE R10

design: Jude Allen
 285x18 mm
 IP20 Class 2

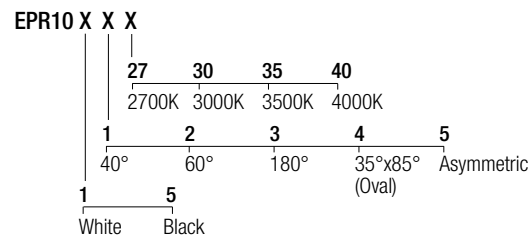


Flush optic downlight
 9W · 24VDC · Parallel wiring
 CRI95 · 3-Step MacAdam

2700K — 825 lm
 3000K — 865 lm
 3500K — 890 lm
 4000K — 985 lm



Code Construction



Accessories

AT1264Q285018
 Airtight recessed housing for insulated ceiling
IC1264Q285018
 Recessed housing for insulated ceiling

MP-Q285018
 Baseplate


Q285018
 T-bar baseplate

24VDC Drivers

CV2496A (1..9) IP65
 Dimming: PHASE - 0-10V

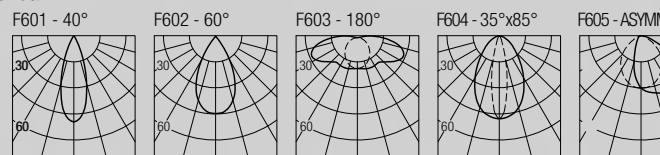
ESME PERFORMANCE R20

design: Jude Allen
 569x18 mm
 IP20 Class 2

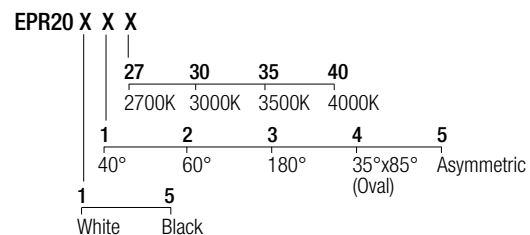


Flush optic downlight
 18W · 24VDC · Parallel wiring
 CRI95 · 3-Step MacAdam

2700K — 1650 lm
 3000K — 1730 lm
 3500K — 1780 lm
 4000K — 1970 lm



Code Construction



Accessories


AT2464Q565018
 Airtight recessed housing for insulated ceiling
IC2464Q565018
 Recessed housing for insulated ceiling

MP-Q565018
 Baseplate

Q565018
 T-bar baseplate

24VDC Drivers

CV2496A (1..4) IP65
 Dimming: PHASE - 0-10V



ESME PRECISION R10

design: Jude Allen

285x25 mm



IP20 Class 2

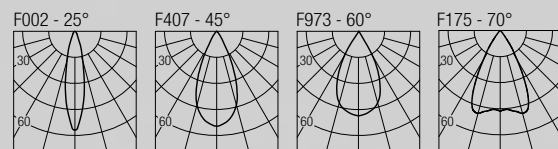


Flush optic downlight

9W · 24VDC · Parallel wiring
CRI95 · 3-Step MacAdam

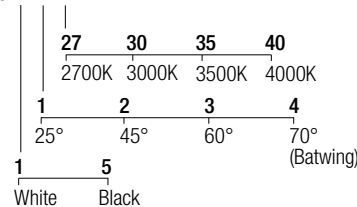


2700K	946 lm
3000K	1005 lm
3500K	1081 lm
4000K	1157 lm



Code Construction

LSR10 X X X



Accessories

AT1264Q285025

Airtight recessed housing for insulated ceiling

IC1264Q285025

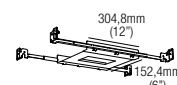
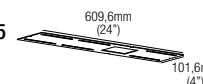
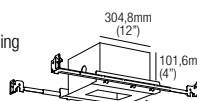
Recessed housing for insulated ceiling

MP-Q285025

Baseplate

Q285025

T-bar baseplate



24VDC Drivers

CV2496A (1..9) IP65

Dimming: PHASE - 0-10V

ESME PRECISION R20

design: Jude Allen

565x25 mm

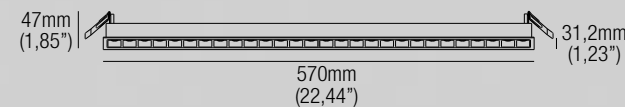


IP20 Class 2

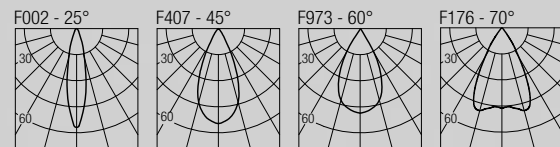


Flush optic downlight

18W · 24VDC · Parallel wiring
CRI95 · 3-Step MacAdam

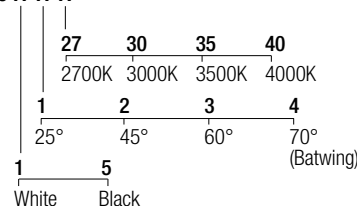


2700K	1892 lm
3000K	2010 lm
3500K	2162 lm
4000K	2314 lm



Code Construction

LSR20 X X X



Accessories

AT2464Q565025

Airtight recessed housing for insulated ceiling

IC2464Q565025

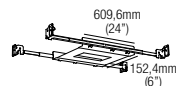
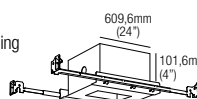
Recessed housing for insulated ceiling

MP-Q565025

Baseplate

Q565025

T-bar baseplate



24VDC Drivers

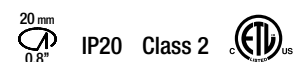
CV2496A (1..4) IP65

Dimming: PHASE - 0-10V



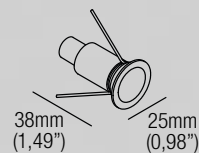
BYE

design: Roberto Mantovani

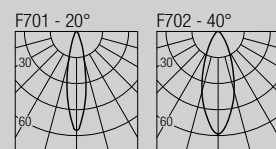


Recessed optic downlight

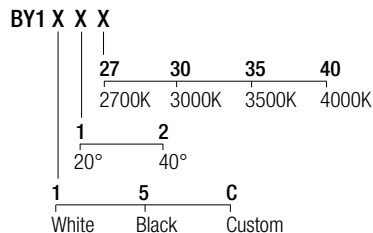
0,75W · 250mA (V_i 2,9V) · Series wiring
CRI90 · 3-Step MacAdam



Color	Beam Angle	Light Output (lm)
2700K	20°	81 lm
3000K	20°	81 lm
3500K	20°	100 lm
4000K	20°	107 lm



Code Construction



Accessories

AT064R01020

Airtight recessed housing for insulated ceiling

IC064R01020

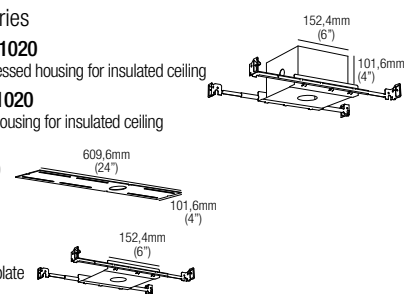
Recessed housing for insulated ceiling

MP-R020

Baseplate

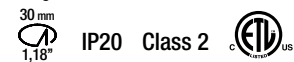
RO1020

T-bar baseplate



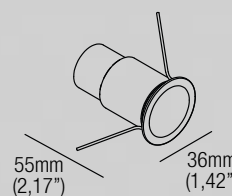
BABA R2

design: Roberto Mantovani

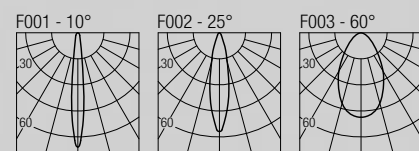


Recessed optic downlight

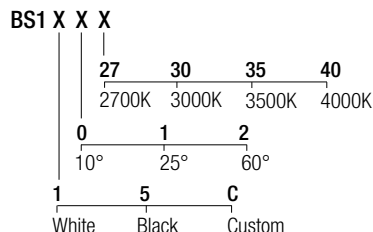
1,5W · 500mA (V_i 2,9V) · Series wiring
CRI90 · 3-Step MacAdam



Color	Beam Angle	Light Output (lm)
2700K	10°	128 lm
3000K	10°	133 lm
3500K	10°	146 lm
4000K	10°	154 lm



Code Construction



Accessories

AT064R01030

Airtight recessed housing for insulated ceiling

IC064R01030

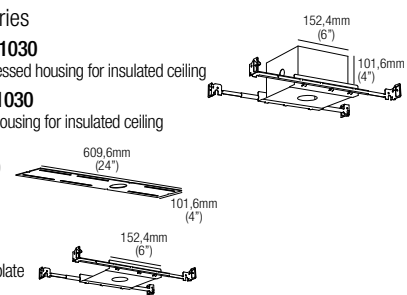
Recessed housing for insulated ceiling

MP-R030

Baseplate

RO1030

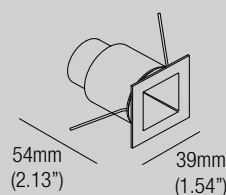
T-bar baseplate



BABA Q2

design: Jude Allen

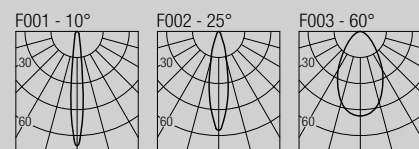
36 mm
1,42" IP20 Class 2 



Recessed optic downlight

1,5W · 500mA (V, 2,9V) · Series wiring
CRI90 · 3-Step MacAdam

500mA	
2700K	128 lm
3000K	133 lm
3500K	146 lm
4000K	154 lm



Code Construction

BS2 X X X

27	30	35	40
2700K	3000K	3500K	4000K
0	1	2	
10°	25°	60°	
1	5	C	
White	Black	Custom	

Accessories

AT064R01036

Airtight recessed housing for insulated ceiling

IC064R01036

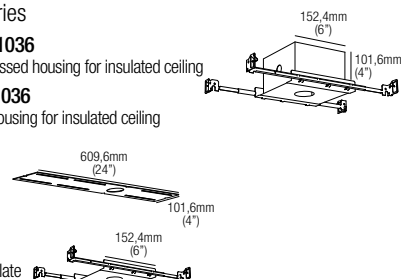
Recessed housing for insulated ceiling

MP-R036

Baseplate

RO1036

T-bar baseplate



500mA Drivers

CCPRO10A-500 (1..6) IP20

Dimming: PHASE - 0-10V

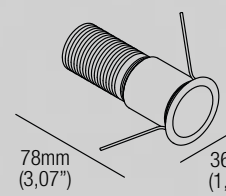
CCPRO40A-500 (1..18) IP20

Dimming: PHASE - 0-10V

BABA R6

design: Roberto Mantovani

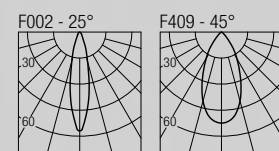
30 mm
1,18" IP20 Class 2  JA8



Recessed optic downlight

Static White: 4,5W · 500mA (V, 9V) · Series wiring
Dim to Warm: 4,5W · 250mA (V, 18V) · Series wiring
CRI98 · 2-Step MacAdam

2400K	406 lm	3500K	548 lm
2700K	517 lm	4000K	541 lm
3000K	541 lm	DW	358 lm



Code Construction

BW1 X X X E

24	27	30	35	40	DW
2400K	2700K	3000K	3500K	4000K	Dim to Warm
1	2				
25°	45°				
1	5	C			
White	Black	Custom			

Accessories

AT064R01030

Airtight recessed housing for insulated ceiling

IC064R01030

Recessed housing for insulated ceiling

MP-R030

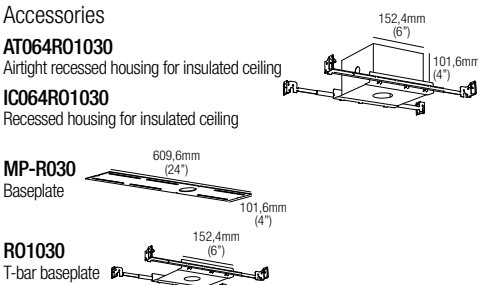
Baseplate

RO1030

T-bar baseplate

LH01

Low luminance hex louvre 



Static White - 500mA Drivers

CCPRO10A-500 (1..2) IP20

Dimming: PHASE - 0-10V

CCPRO40A-500 (1..6) IP20

Dimming: PHASE - 0-10V

Dim to Warm - 250mA Drivers

CCPRO10A-250-DW (1..2) IP20

Dimming: PHASE - 0-10V


CCPRO40A-250-DW (1..3) IP20

Dimming: PHASE - 0-10V



BABA Q6

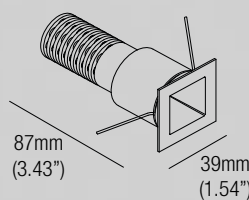
design: Jude Allen

36 mm
1,42" IP20 Class 2  JA8

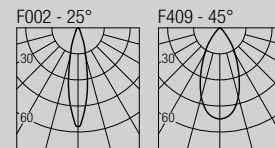


Recessed optic downlight

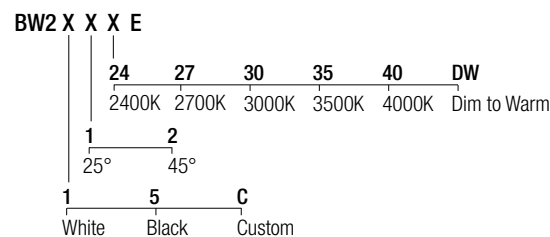
Static White: 4,5W · 500mA (V_i 9V) · Series wiring
Dim to Warm: 4,5W · 250mA (V_i 18V) · Series wiring
CRI98 · 2-Step MacAdam



2400K	406 lm	3500K	548 lm
2700K	517 lm	4000K	541 lm
3000K	541 lm	DW	358 lm



Code Construction



Accessories

- AT064R01036**
Airtight recessed housing for insulated ceiling
- IC064R01036**
Recessed housing for insulated ceiling
- MP-R036**
Baseplate
- R01036**
T-bar baseplate
- LH01**
Low luminance hex louvre

Static White - 500mA Drivers

- CCPRO10A-500** (1..2) IP20
Dimming: PHASE - 0-10V
- CCPRO40A-500** (1..6) IP20
Dimming: PHASE - 0-10V

Dim to Warm - 250mA Drivers

- CCPRO10A-250-DW** (1..2) IP20
Dimming: PHASE - 0-10V
- CCPRO40A-250-DW** (1..3) IP20
Dimming: PHASE - 0-10V

BABA R10

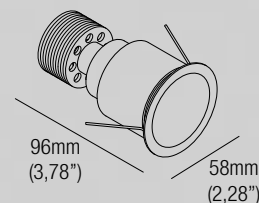
design: Jude Allen

50 mm
1,97" IP20 Class 2  JA8

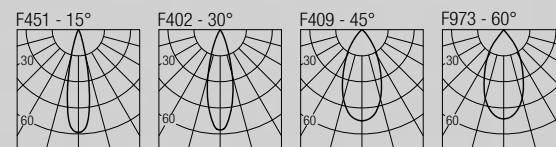


Recessed optic downlight

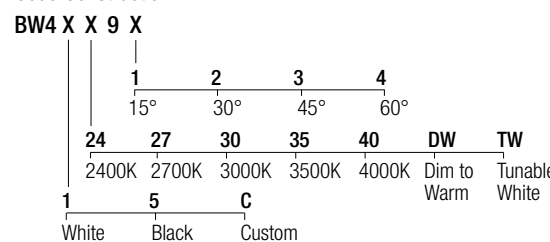
Static White: 9W · 500mA (V_i 18V) · Series wiring
Dim to Warm: 7,2W · 400mA (V_i 18V) · Series wiring
Tunable White: 9W · 500mA (V_i 18V) · Series wiring
CRI98 · 2-Step MacAdam



2400K	744 lm	4000K	1139 lm
2700K	1088 lm	DW	645 lm
3000K	1142 lm	TW	847 lm
3500K	1156 lm		



Code Construction



Accessories

- AT064R01051**
Airtight recessed housing for insulated ceiling
- IC064R01051**
Recessed housing for insulated ceiling
- MP-R051**
Baseplate
- R01051**
T-bar baseplate
- LH02**
Low luminance hex louvre

Static White - 500mA Drivers

- CCPRO10A-500** (1) IP20
Dimming: PHASE - 0-10V
- CCPRO40A-500** (1..3) IP20
Dimming: PHASE - 0-10V

Dim to Warm - 400mA Drivers

- CCPRO10A-400** (1) IP20
Dimming: PHASE - 0-10V
- CCPRO40A-400** (1..3) IP20
Dimming: PHASE - 0-10V

Tunable White - 500mA Drivers

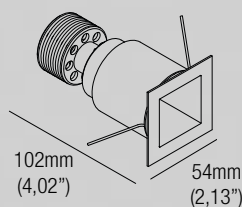
- DL0561S1** (1..3) IP20
Dimming: 0-10V



BABA Q10

design: Jude Allen

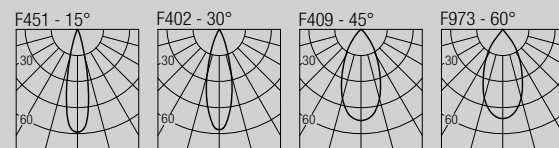
50 mm
1,97" IP20 Class 2  JA8



Recessed optic downlight

Static White: 9W · 500mA (V, 18V) · Series wiring
Dim to Warm: 7,2W · 400mA (V, 18V) · Series wiring
Tunable White: 9W · 500mA (V, 18V) · Series wiring
CRI98 · 2-Step MacAdam

2400K	744 lm	4000K	1139 lm
2700K	1088 lm	DW	645 lm
3000K	1142 lm	TW	847 lm
3500K	1156 lm		



Code Construction

BW10 X X X

1	2	3	4		
15°	30°	45°	60°		
24	27	30	35	40	DW TW
2400K	2700K	3000K	3500K	4000K	Dim to Warm Tunable White
1	5	C			
White	Black	Custom			

Accessories

- AT064R01051**
Airtight recessed housing for insulated ceiling
- IC064R01051**
Recessed housing for insulated ceiling
- MP-R051**
Baseplate
- R01051**
T-bar baseplate
- LH02**
Low luminance hex louvre

Static White - 500mA Drivers

- CCPR010A-500** (1) IP20
Dimming: PHASE - 0-10V
- CCPR040A-500** (1..3) IP20
Dimming: PHASE - 0-10V

Dim to Warm - 400mA Drivers


- CCPR010A-400** (1) IP20
Dimming: PHASE - 0-10V
- CCPR040A-400** (1..3) IP20
Dimming: PHASE - 0-10V

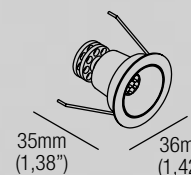
Tunable White - 500mA Drivers

- DL0561S1** (1..3) IP20
Dimming: 0-10V

BLACK 2

design: Lapo Grassellini

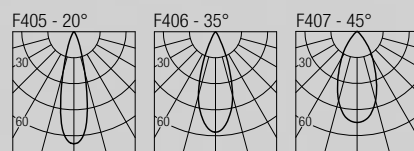
30 mm
1,18" IP20 Class 2 



Recessed optic downlight

1,5W · 500mA (V, 2,9V) · Series wiring
CRI90 · 3-Step MacAdam

	500mA
2700K	128 lm
3000K	133 lm
3500K	146 lm
4000K	154 lm



Code Construction

BK1 X X X


S	M	W	
20°	35°	45°	
27	30	35	40
2700K	3000K	3500K	4000K
1	5	C	
White	Black	Custom	

Accessories

- AT064R01030**
Airtight recessed housing for insulated ceiling
- IC064R01030**
Recessed housing for insulated ceiling
- MP-R030**
Baseplate
- R01030**
T-bar baseplate

500mA Drivers

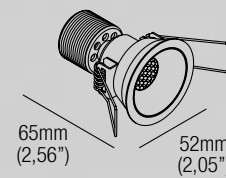
- CCPR010A-500** (1..6) IP20
Dimming: PHASE - 0-10V
- CCPR040A-500** (1..18) IP20
Dimming: PHASE - 0-10V



BLACK 6

design: Lapo Grassellini

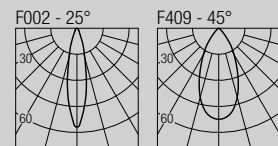
45 mm
1,77" IP20 Class 2  JA8



Recessed optic downlight

Static White: 4,5W · 500mA (V_i 9V) · Series wiring
Dim to Warm: 4,5W · 250mA (V_i 18V) · Series wiring
CRI98 · 2-Step MacAdam

2400K	406 lm	3500K	548 lm
2700K	517 lm	4000K	541 lm
3000K	541 lm	DW	358 lm



Code Construction

BK2 X X X

S	M	24	27	30	35	40	DW	1	5	C

Accessories

- AT064R01045**
Airtight recessed housing for insulated ceiling
- IC064R01045**
Recessed housing for insulated ceiling
- MP-R045**
Baseplate
- R01045**
T-bar baseplate

Static White - 500mA Drivers

- CCPRO10A-500** (1..2) IP20
Dimming: PHASE - 0-10V
- CCPRO40A-500** (1..6) IP20
Dimming: PHASE - 0-10V

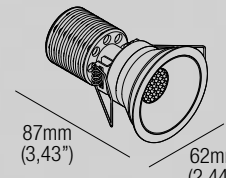
Dim to Warm - 250mA Drivers

- CCPRO10A-250-DW** (1..2) IP20
Dimming: PHASE - 0-10V
- CCPRO40A-250-DW** (1..3) IP20
Dimming: PHASE - 0-10V

BLACK 10

design: Lapo Grassellini

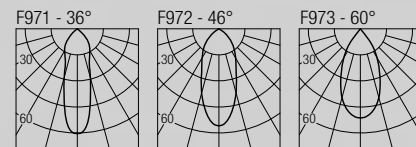
55 mm
2,16" IP20 Class 2  JA8



Recessed optic downlight

Static White: 9W · 500mA (V_i 18V) · Series wiring
Dim to Warm: 7,2W · 400mA (V_i 18V) · Series wiring
Tunable White: 9W · 500mA (V_i 18V) · Series wiring
CRI98 · 2-Step MacAdam

2400K	728 lm	4000K	1114 lm
2700K	1064 lm	DW	630 lm
3000K	1116 lm	TW	828 lm
3500K	1130 lm		



Code Construction

BK3 X X 9 X

S	M	W	24	27	30	35	40	DW	TW	1	5	C

Accessories

- AT064R01055**
Airtight recessed housing for insulated ceiling
- IC064R01055**
Recessed housing for insulated ceiling
- MP-R055**
Baseplate
- R01055**
T-bar baseplate

Static White - 500mA Drivers

- CCPRO10A-500** (1) IP20
Dimming: PHASE - 0-10V
- CCPRO40A-500** (1..3) IP20
Dimming: PHASE - 0-10V

Dim to Warm - 400mA Drivers

- CCPRO10A-400** (1..2) IP20
Dimming: PHASE - 0-10V
- CCPRO40A-400** (1..3) IP20
Dimming: PHASE - 0-10V


Tunable White - 500mA Drivers

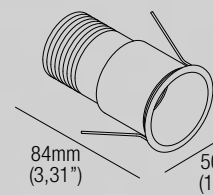
- DL0561S1** (1..3) IP20
Dimming: 0-10V



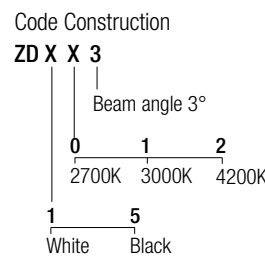
ZED

design: Roberto Mantovani

45 mm
1,77" IP20 Class 2 



Recessed optic downlight
1,5W · 500mA (V, 2,9V) · Series wiring
CRI90 · 3-Step MacAdam



Accessories

AT064R01045
Airtight recessed housing for insulated ceiling

IC064R01045
Recessed housing for insulated ceiling

MP-R045
Baseplate

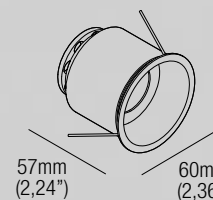
R01045
T-bar baseplate

500mA Drivers
CCPRO10A-500 (1..6) IP20
Dimming: PHASE - 0-10V
CCPRO40A-500 (1..18) IP20
Dimming: PHASE - 0-10V

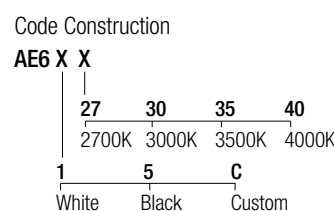
AIMEE 6

design: Jude Allen

55 mm
2,16" IP20 Class 2  JAB



Recessed optic downlight
4,5W · 500mA (V, 9V) · Series wiring
CRI98 · 2-Step MacAdam



Accessories

AT064R01055
Airtight recessed housing for insulated ceiling

IC064R01055
Recessed housing for insulated ceiling

MP-R055
Baseplate

R01055
T-bar baseplate

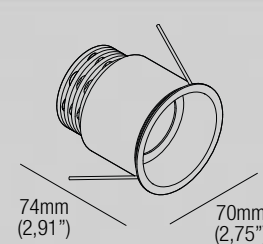
500mA Drivers
CCPRO10A-500 (1..2) IP20
Dimming: PHASE - 0-10V
CCPRO40A-500 (1..6) IP20
Dimming: PHASE - 0-10V



AIMEE 10

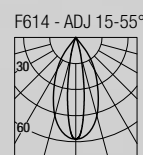
design: Jude Allen

65 mm
2,55" IP20 Class 2 ETL US JA8

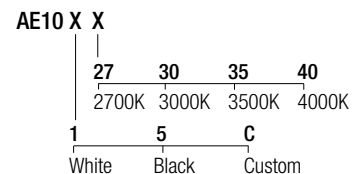


Recessed optic downlight
9W · 500mA (V_i 18V) · Series wiring
CRI98 · 2-Step MacAdam

2700K	1069 lm
3000K	1121 lm
3500K	1135 lm
4000K	1119 lm



Code Construction



Accessories

- AT086R02065**
Airtight recessed housing for insulated ceiling
- IC086R02065**
Recessed housing for insulated ceiling
- MP-R065**
Baseplate
- R02065**
T-bar baseplate

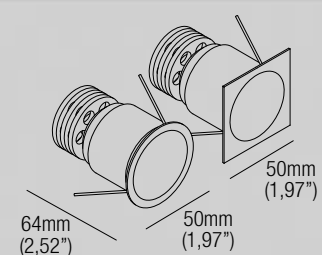
500mA Drivers

- CCPRO10A-500** (1) IP20
Dimming: PHASE - 0-10V
- CCPRO40A-500** (1..3) IP20
Dimming: PHASE - 0-10V

FRANNY 6

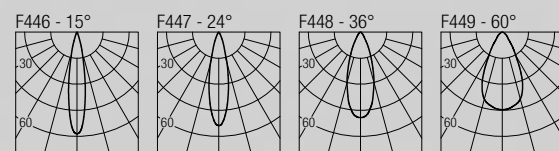
design: Rod&Todd

45 mm
1,77" IP20 Class 2 ETL US JA8

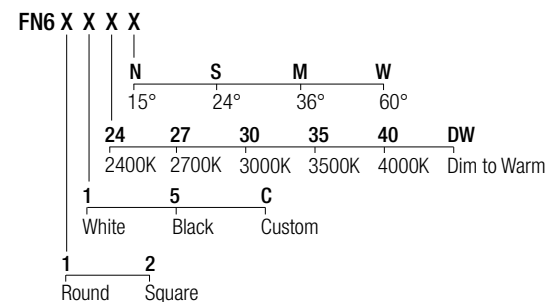


Recessed optic downlight
Static White: 4,5W · 500mA (V_i 9V) · Series wiring
Dim to Warm: 4,5W · 250mA (V_i 18V) · Series wiring
CRI98 · 2-Step MacAdam

2400K	434 lm	3500K	586 lm
2700K	553 lm	4000K	579 lm
3000K	579 lm	DW	383 lm



Code Construction



Accessories

- AT064R01045**
Airtight recessed housing for insulated ceiling
- IC064R01045**
Recessed housing for insulated ceiling
- MP-R045**
Baseplate
- R01045**
T-bar baseplate
- LH03**
Low luminance hex louvre

Static White - 500mA Drivers

- CCPRO10A-500** (1..2) IP20
Dimming: PHASE - 0-10V
- CCPRO40A-500** (1..6) IP20
Dimming: PHASE - 0-10V


Dim to Warm - 250mA Drivers

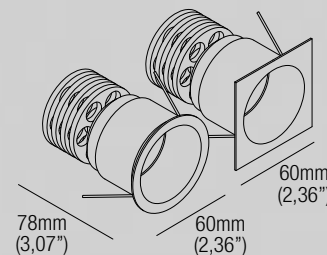
- CCPRO10A-250-DW** (1..2) IP20
Dimming: PHASE - 0-10V
- CCPRO40A-250-DW** (1..3) IP20
Dimming: PHASE - 0-10V



FRANNY 10

design: Rod&Todd

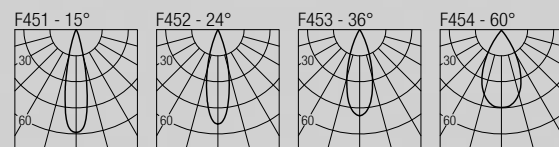
55 mm
2,16" IP20 Class 2  JA8



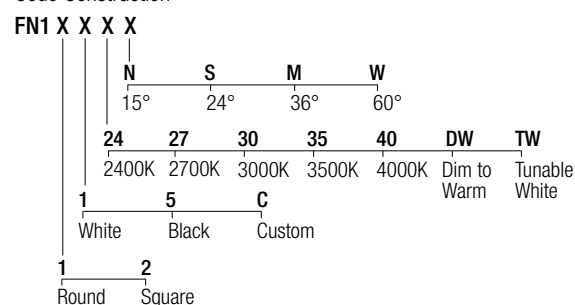
Recessed optic downlight

Static White: 9W · 500mA (V, 18V) · Series wiring
Dim to Warm: 7,2W · 400mA (V, 18V) · Series wiring
Tunable White: 9W · 500mA (V, 18V) · Series wiring
CRI98 · 2-Step MacAdam

2400K	770 lm	4000K	1178 lm
2700K	1125 lm	DW	667 lm
3000K	1180 lm	TW	875 lm
3500K	1195 lm		



Code Construction



Accessories

- AT064R01055**
Airtight recessed housing for insulated ceiling
- IC064R01055**
Recessed housing for insulated ceiling
- MP-R055**
Baseplate
- RO1055**
T-bar baseplate
- LH04**
Low luminance hex louvre

Static White - 500mA Drivers

- CCPR010A-500** (1) IP20
Dimming: PHASE - 0-10V
- CCPR040A-500** (1..3) IP20
Dimming: PHASE - 0-10V

Dim to Warm - 400mA Drivers


- CCPR010A-400** (1) IP20
Dimming: PHASE - 0-10V
- CCPR040A-400** (1..3) IP20
Dimming: PHASE - 0-10V

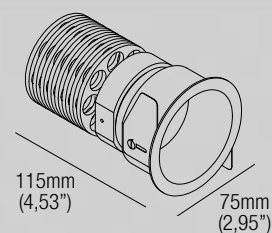
Tunable White - 500mA Drivers

- DL0561S1** (1..3) IP20
Dimming: 0-10V

FRANNY 20

design: Rod&Todd

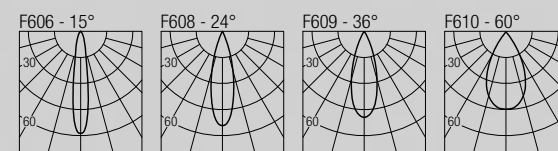
65 mm
2,56" IP20 Class 2 



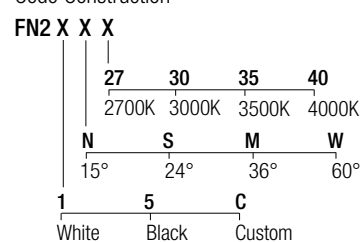
Recessed optic downlight

18W · 500mA (V, 36V)
CRI98 · 2-Step MacAdam

2700K	2165 lm
3000K	2279 lm
3500K	2498 lm
4000K	2423 lm



Code Construction



Accessories

- AT086R02065**
Airtight recessed housing for insulated ceiling
- IC086R02065**
Recessed housing for insulated ceiling
- MP-R065**
Baseplate
- RO2065**
T-bar baseplate
- LH06**
Low luminance hex louvre

500mA Drivers

- CCPR040A-500** (1) IP20
Dimming: PHASE - 0-10V



WIM 6

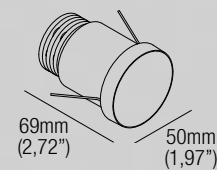
design: Jude Allen

45 mm
1,77" IP20 Class 2  JA8

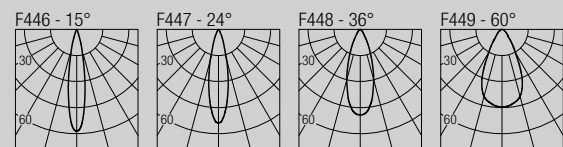


Recessed optic downlight

Static White: 4,5W · 500mA (V_i 9V) · Series wiring
Dim to Warm: 4,5W · 250mA (V_i 18V) · Series wiring
CRI98 · 2-Step MacAdam



2400K	434 lm	3500K	586 lm
2700K	553 lm	4000K	579 lm
3000K	579 lm	DW	383 lm



Code Construction

WM6 X X X

24	27	30	35	40	DW
2400K	2700K	3000K	3500K	4000K	Dim to Warm
1	2	3	4		
15°	24°	36°	60°		
1	5	C			
White	Black	Custom			

Accessories

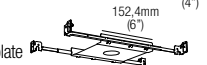
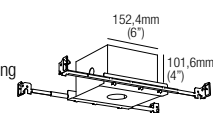
AT064R01045
Airtight recessed housing for insulated ceiling

IC064R01045
Recessed housing for insulated ceiling

MP-R045
Baseplate

R01045
T-bar baseplate

LH03
Low luminance hex louvre



Static White - 500mA Drivers

CCPRO10A-500 (1..2) IP20
Dimming: PHASE - 0-10V

CCPRO40A-500 (1..6) IP20
Dimming: PHASE - 0-10V

Dim to Warm - 250mA Drivers

CCPRO10A-250-DW (1..2) IP20
Dimming: PHASE - 0-10V

CCPRO40A-250-DW (1..3) IP20
Dimming: PHASE - 0-10V



WIM 10

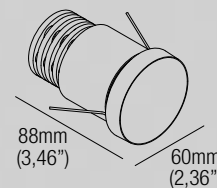
design: Jude Allen

55 mm
2,16" IP20 Class 2  JA8

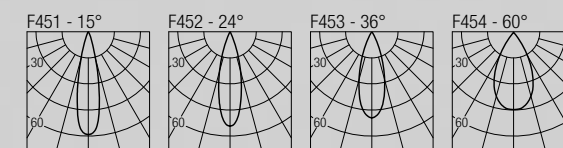


Recessed optic downlight

Static White: 9W · 500mA (V_i 18V) · Series wiring
Dim to Warm: 7,2W · 400mA (V_i 18V) · Series wiring
Tunable White: 9W · 500mA (V_i 18V) · Series wiring
CRI98 · 2-Step MacAdam



2400K	770 lm	4000K	1178 lm
2700K	1125 lm	DW	667 lm
3000K	1180 lm	TW	875 lm
3500K	1195 lm		



Code Construction

WM10 X X X X

24	27	30	35	40	DW	TW
2400K	2700K	3000K	3500K	4000K	Dim to Warm	Tunable White
1	2	3	4			
15°	24°	36°	60°			
1	5	C				
White	Black	Custom				

Accessories

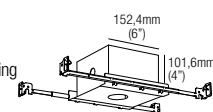
AT064R01055
Airtight recessed housing for insulated ceiling

IC064R01055
Recessed housing for insulated ceiling

MP-R055
Baseplate

R01055
T-bar baseplate

LH04
Low luminance hex louvre



Static White - 500mA Drivers

CCPRO10A-500 (1) IP20
Dimming: PHASE - 0-10V

CCPRO40A-500 (1..3) IP20
Dimming: PHASE - 0-10V

Dim to Warm - 400mA Drivers

CCPRO10A-400 (1) IP20
Dimming: PHASE - 0-10V


CCPRO40A-400 (1..3) IP20
Dimming: PHASE - 0-10V

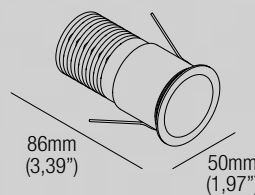
Tunable White - 500mA Drivers

DL0561S1 (1..3) IP20
Dimming: 0-10V

NEIL

design: Roberto Mantovani

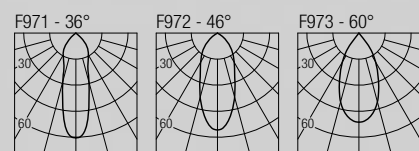
45 mm
1,77" IP20 Class 2 



Recessed optic downlight

7,5W · 24VDC · Parallel wiring
CRI98 · 2-Step MacAdam

2400K — 487 lm
2700K — 655 lm
3000K — 588 lm
3500K — 697 lm
4000K — 686 lm



Code Construction

NL X X 9 X				
S	M	W		
36°	46°	24	27	30
		2400K	2700K	3000K
1	5	C		
White	Black	Custom		

Accessories

AT064R01045

Airtight recessed housing for insulated ceiling

IC064R01045

Recessed housing for insulated ceiling


MP-R045

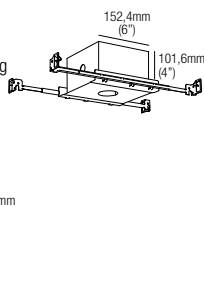
Baseplate

R01045

T-bar baseplate

LH01

Low luminance hex louvre 



24 VDC Drivers

DLM.30 (1..3) IP20
Dimming: PHASE - 0-10V

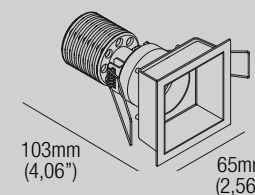
DLM.60 (1..7) IP20
Dimming: PHASE - 0-10V

DLM.100 (1..12) IP20
Dimming: PHASE - 0-10V

HAP 110

design: Lapo Grassellini

57x57 mm
2,24x2,24" IP20 Class 2  JA8

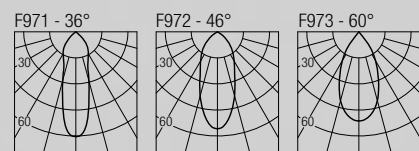


Recessed optic downlight

Static White: 9W · 500mA (V_i 18V) · Series wiring
Dim to Warm: 7,2W · 400mA (V_i 18V) · Series wiring
Tunable White: 9W · 500mA (V_i 18V) · Series wiring
CRI98 · 2-Step MacAdam

2400K — 728 lm
2700K — 1064 lm
3000K — 1116 lm
3500K — 1130 lm

4000K — 1114 lm
DW — 630 lm
TW — 828 lm



Code Construction

HP11 X X 9 X						
S	M	W		DW	TW	
36°	46°	24	27	30	35	40
		2400K	2700K	3000K	3500K	4000K
1	5	C		Dim to Warm	Tunable White	
White	Black	Custom				

Accessories

AT086Q02058

Airtight recessed housing for insulated ceiling

IC086Q02058

Recessed housing for insulated ceiling


MP-Q058

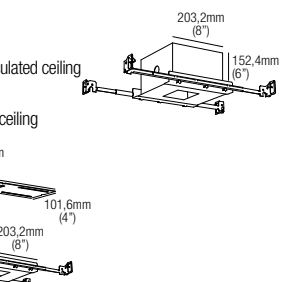
Baseplate

Q02058

T-bar baseplate

LOH1B (Black)

Low luminance hex louvre 



Static White - 500mA Drivers

CCPR010A-500 (1) IP20
Dimming: PHASE - 0-10V

CCPR040A-500 (1..3) IP20
Dimming: PHASE - 0-10V

Dim to Warm - 400mA Drivers

CCPR010A-400 (1) IP20
Dimming: PHASE - 0-10V

CCPR040A-400 (1..3) IP20
Dimming: PHASE - 0-10V

Tunable White - 500mA Drivers

DL0561S1 (1..3) IP20
Dimming: 0-10V



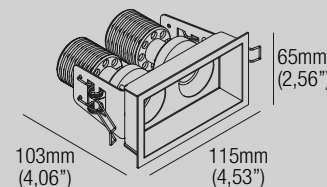
HAP 120

design: Lapo Grassellini
 108x57 mm
 4,25x2,24" IP20 Class 2  JA8

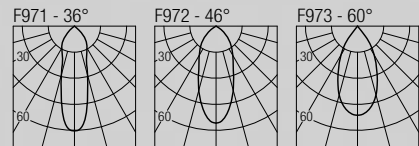


Recessed optic downlight

Static White: 2x9W · 500mA (V, 2x18V) · Series wiring
 Dim to Warm: 2x7,2W · 400mA (V, 2x18V) · Series wiring
 Tunable White: 2x9W · 500mA (V, 2x18V) · Series wiring
 CRI98 · 2-Step MacAdam



2400K	1456 lm	4000K	2228 lm
2700K	2128 lm	DW	1260 lm
3000K	2232 lm	TW	1656 lm
3500K	2260 lm		



Code Construction

HP12 X X 9 X

S	M	W					
36°	46°	60°					
24	27	30	35	40	DW	TW	
2400K	2700K	3000K	3500K	4000K	Dim to Warm	Tunable White	
1	5	C					
White	Black	Custom					

Accessories

- AT086X02108**
Airtight recessed housing for insulated ceiling
- IC086X02108**
Recessed housing for insulated ceiling
- MP-X108**
Baseplate
- X02108**
T-bar baseplate
- 2xLOH1B (Black)**
Low luminance hex louvre

Static White - 500mA Drivers

- (2x) CCPR010A-500 (1) IP20**
Dimming: PHASE - 0-10V
- CCPR040A-500 (1) IP20**
Dimming: PHASE - 0-10V

Dim to Warm - 400mA Drivers

- (2x) CCPR010A-400 (1) IP20**
Dimming: PHASE - 0-10V
- CCPR040A-400 (1) IP20**
Dimming: PHASE - 0-10V

Tunable White - 500mA Drivers

- DL0561S1 (1) IP20**
Dimming: 0-10V

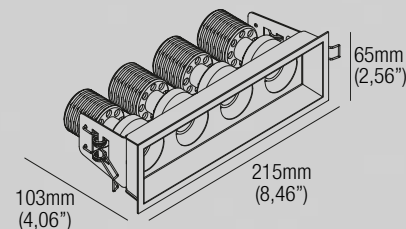
HAP 140

design: Lapo Grassellini
 208x57 mm
 8,19x2,24" IP20 Class 2  JA8

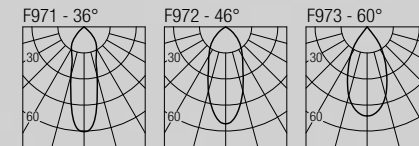


Recessed optic downlight

Static White: 4x9W · 500mA (V, 4x18V) · Series wiring
 Dim to Warm: 4x7,2W · 400mA (V, 4x18V) · Series wiring
 Tunable White: 4x9W · 500mA (V, 4x18V) · Series wiring
 CRI98 · 2-Step MacAdam



2400K	2912 lm	4000K	4456 lm
2700K	4246 lm	DW	2520 lm
3000K	4464 lm	TW	3312 lm
3500K	4524 lm		



Code Construction

HP14 X X 9 X

S	M	W					
36°	46°	60°					
24	27	30	35	40	DW	TW	
2400K	2700K	3000K	3500K	4000K	Dim to Warm	Tunable White	
1	5	C					
White	Black	Custom					

Accessories

- AT127X03208**
Airtight recessed housing for insulated ceiling
- IC127X03208**
Recessed housing for insulated ceiling
- MP-X208**
Baseplate
- X03208**
T-bar baseplate
- 4xLOH1B (Black)**
Low luminance hex louvre

Static White - 500mA Drivers

- (4x) CCPR010A-500 (1) IP20**
Dimming: PHASE - 0-10V
- (2x) CCPR040A-500 (1) IP20**
Dimming: PHASE - 0-10V

Dim to Warm - 400mA Drivers

- (4x) CCPR010A-400 (1) IP20**
Dimming: PHASE - 0-10V
- (2x) CCPR040A-400 (1) IP20**
Dimming: PHASE - 0-10V

Tunable White - 500mA Drivers

- (2x) DL0561S1 (1) IP20**
Dimming: 0-10V

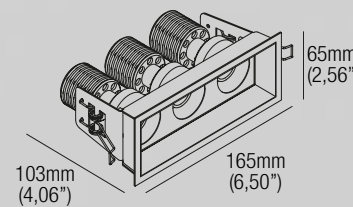
HAP 130

design: Lapo Grassellini
 158x57 mm
 6,22x2,24" IP20 Class 2  JA8

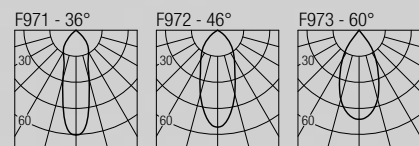


Recessed optic downlight

Static White: 3x9W · 500mA (V, 3x18V) · Series wiring
 Dim to Warm: 3x7,2W · 400mA (V, 3x18V) · Series wiring
 Tunable White: 3x9W · 500mA (V, 3x18V) · Series wiring
 CRI98 · 2-Step MacAdam



2400K	2184 lm	4000K	3342 lm
2700K	3192 lm	DW	1890 lm
3000K	3348 lm	TW	2484 lm
3500K	3393 lm		



Code Construction

HP13 X X 9 X

S	M	W					
36°	46°	60°					
24	27	30	35	40	DW	TW	
2400K	2700K	3000K	3500K	4000K	Dim to Warm	Tunable White	
1	5	C					
White	Black	Custom					

Accessories

- AT127X03158**
Airtight recessed housing for insulated ceiling
- IC127X03158**
Recessed housing for insulated ceiling
- MP-X158**
Baseplate
- X03158**
T-bar baseplate
- 3xLOH1B (Black)**
Low luminance hex louvre

Static White - 500mA Drivers

- (3x) CCPR010A-500 (1) IP20**
Dimming: PHASE - 0-10V
- CCPR040A-500 (1) IP20**
Dimming: PHASE - 0-10V


Dim to Warm - 400mA Drivers

- (3x) CCPR010A-400 (1) IP20**
Dimming: PHASE - 0-10V
- CCPR040A-400 (1) IP20**
Dimming: PHASE - 0-10V

Tunable White - 500mA Drivers

- DL0561S1 (1) IP20**
Dimming: 0-10V

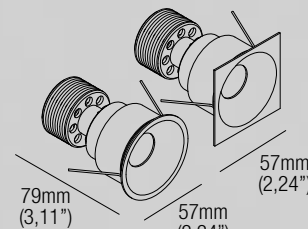
KORINE 10

design: Jude Allen
 50 mm
 1,97" IP20 Class 2  JA8

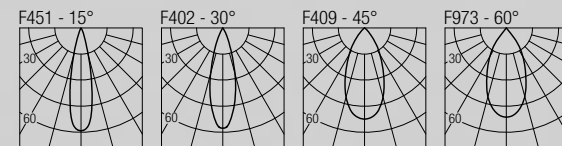


Recessed optic downlight

Static White: 9W · 500mA (V, 18V) · Series wiring
 Dim to Warm: 7,2W · 400mA (V, 18V) · Series wiring
 Tunable White: 9W · 500mA (V, 18V) · Series wiring
 CRI98 · 2-Step MacAdam



2400K	744 lm	4000K	1139 lm
2700K	1088 lm	DW	645 lm
3000K	1142 lm	TW	847 lm
3500K	1156 lm		



Code Construction

KR10 X X X X

1	2						
Round	Square						
24	27	30	35	40	DW	TW	
2400K	2700K	3000K	3500K	4000K	Dim to Warm	Tunable White	
N	S	M	W				
15°	30°	45°	60°				
1	5	C					
White	Black	Custom					

Accessories

- AT064R01051**
Airtight recessed housing for insulated ceiling
- IC064R01051**
Recessed housing for insulated ceiling
- MP-R051**
Baseplate
- R01051**
T-bar baseplate
- LH02**
Low luminance hex louvre

Static White - 500mA Drivers

- CCPR010A-500 (1) IP20**
Dimming: PHASE - 0-10V
- CCPR040A-500 (1.3) IP20**
Dimming: PHASE - 0-10V

Dim to Warm - 400mA Drivers

- CCPR010A-400 (1) IP20**
Dimming: PHASE - 0-10V
- CCPR040A-400 (1.3) IP20**
Dimming: PHASE - 0-10V

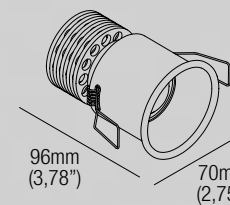
Tunable White - 500mA Drivers

- DL0561S1 (1.3) IP20**
Dimming: 0-10V

TASK 10

design: Roberto Mantovani

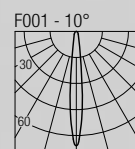
60 mm
2,36" IP20 Class 2 



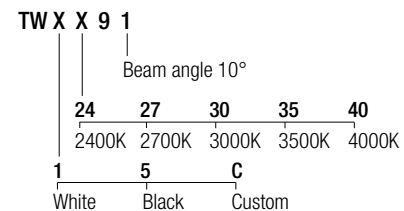
Recessed optic downlight

9W - 500mA (V_i 18V)
CRI98 · 2-Step MacAdam

2400K — 619 lm
2700K — 904 lm
3000K — 949 lm
3500K — 961 lm
4000K — 947 lm



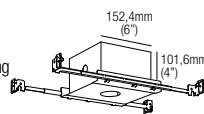
Code Construction



Accessories

AT064R01060

Airtight recessed housing for insulated ceiling



IC064R01060

Recessed housing for insulated ceiling

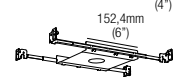
MP-R060

Baseplate



R01060

T-bar baseplate



Static White - 500mA Drivers

CCPRO10A-500 (1) IP20

Dimming: PHASE - 0-10V

CCPRO40A-500 (1..3) IP20

Dimming: PHASE - 0-10V



ZERINO

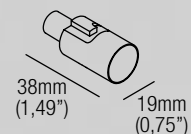
design: Roberto Mantovani

IP20 Class 2 

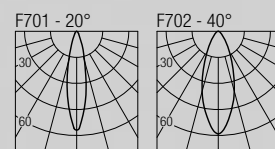


Trimless downlight

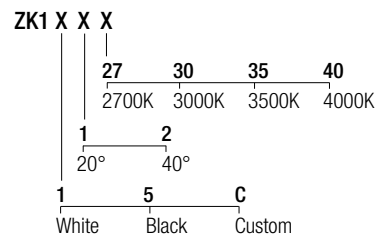
0,75W · 250mA (V, 2,9V) · Series wiring
CRI90 · 3-Step MacAdam



250mA	
2700K	81 lm
3000K	81 lm
3500K	100 lm
4000K	107 lm



Code Construction



Accessories

AT064R01030
Airtight recessed housing for insulated ceiling

IC064R01030
Recessed housing for insulated ceiling

MP-R030
Baseplate

RO1030
T-bar baseplate

ZQC00K White
Plasterboard recessing frame

ZQC00K.BMK-WH White
ZQC00K.BMK-BLK Black
ZQC00K.BMK-CU Custom
Backmount frame for hard surfaces

250mA Drivers

CCPRO10A-250 (1..12) IP20
Dimming: PHASE - 0-10V

CCPRO40A-250 (1..18) IP20
Dimming: PHASE - 0-10V

ZED TRIMLESS

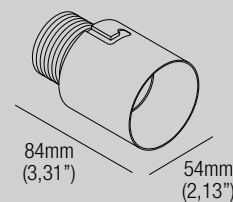
design: Roberto Mantovani

IP20 Class 2 

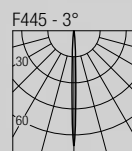


Trimless downlight

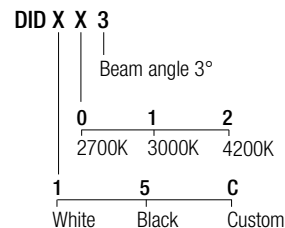
1,5W · 500mA (V, 2,9V) · Series wiring
CRI90 · 3-Step MacAdam



500mA	
2700K	128 lm
3000K	133 lm
4000K	154 lm



Code Construction



Accessories

AT064R01070
Airtight recessed housing for insulated ceiling

IC064R01070
Recessed housing for insulated ceiling

MP-R070
Baseplate

RO1070
T-bar baseplate

ZTC10U White
Plasterboard recessing frame

ZTC10U.BMK-WH White
ZTC10U.BMK-BLK Black
ZTC10U.BMK-CU Custom
Backmount frame for hard surfaces

500mA Drivers


CCPRO10A-500 (1..6) IP20
Dimming: PHASE - 0-10V

CCPRO40A-500 (1..18) IP20
Dimming: PHASE - 0-10V



ZERO R2

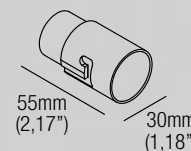
design: Roberto Mantovani

IP20 Class 2 

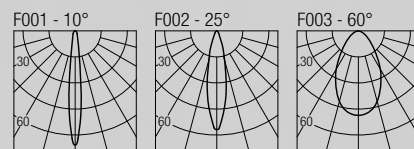


Trimless downlight

1,5W · 500mA (V_i 2,9V) · Series wiring
CRI90 · 3-Step MacAdam



500mA
2700K 128 lm
3000K 133 lm
3500K 146 lm
4000K 154 lm



Code Construction

ZS1 X X X

27	30	35	40
2700K	3000K	3500K	4000K
0	1	2	
10°	25°	60°	
1	5	C	
White	Black	Custom	

Accessories


- AT064R01045**
Airtight recessed housing for insulated ceiling
- IC064R01045**
Recessed housing for insulated ceiling
- MP-R045**
Baseplate
- R01045**
T-bar baseplate
- ZQC001** White
Plasterboard recessing frame
- ZQC001.BMK-WH** White
ZQC001.BMK-BLK Black
ZQC001.BMK-CU Custom
Backmount frame for hard surfaces
- LH01**
Low luminance hex louvre

500mA Drivers

- CCPR010A-500** (1..6) IP20
Dimming: PHASE - 0-10V
- CCPR040A-500** (1..18) IP20
Dimming: PHASE - 0-10V

ZERO Q2

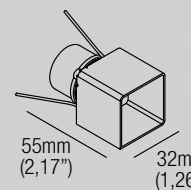
design: Roberto Mantovani

IP20 Class 2 

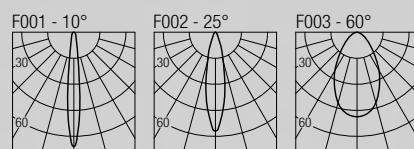


Trimless downlight

1,5W · 500mA (V_i 2,9V) · Series wiring
CRI90 · 3-Step MacAdam



500mA
2700K 128 lm
3000K 133 lm
3500K 146 lm
4000K 154 lm



Code Construction

ZS2 X X X

27	30	35	40
2700K	3000K	3500K	4000K
0	1	2	
10°	25°	60°	
1	5	C	
White	Black	Custom	

Accessories

- AT064Q01040**
Airtight recessed housing for insulated ceiling
- IC064Q01040**
Recessed housing for insulated ceiling
- MP-Q040**
Baseplate
- Q01040**
T-bar baseplate
- ZQC002** White
Plasterboard recessing frame
- LH01**
Low luminance hex louvre


500mA Drivers

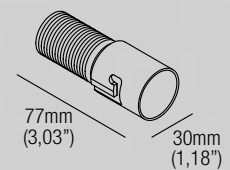
- CCPR010A-500** (1..6) IP20
Dimming: PHASE - 0-10V
- CCPR040A-500** (1..18) IP20
Dimming: PHASE - 0-10V



ZERO R6

design: Roberto Mantovani

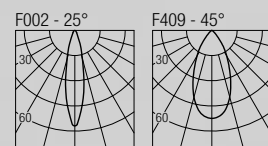
IP20 Class 2  JA8



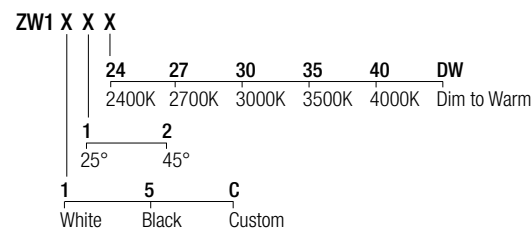
Trimless downlight

Static White: 4,5W · 500mA (V_i 9V) · Series wiring
 Dim to Warm: 4,5W · 250mA (V_i 18V) · Series wiring
 CRI98 · 2-Step MacAdam

2400K	406 lm	3500K	548 lm
2700K	517 lm	4000K	541 lm
3000K	541 lm	DW	358 lm



Code Construction



Accessories

- AT064R01045**
Airtight recessed housing for insulated ceiling
- IC064R01045**
Recessed housing for insulated ceiling
- MP-R045**
Baseplate
- R01045**
T-bar baseplate
- ZQC001** White
Plasterboard recessing frame
- ZQC001.BMK-WH** White
ZQC001.BMK-BLK Black
ZQC001.BMK-CU Custom
Backmount frame for hard surfaces
- LH01**
Low luminance hex louvre

Static White - 500mA Drivers


- CCPR010A-500** (1..2) IP20
Dimming: PHASE - 0-10V
- CCPR040A-500** (1..6) IP20
Dimming: PHASE - 0-10V

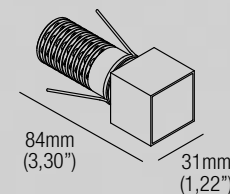
Dim to Warm - 250mA Drivers

- CCPR010A-250-DW** (1..2) IP20
Dimming: PHASE - 0-10V
- CCPR040A-250-DW** (1..3) IP20
Dimming: PHASE - 0-10V

ZERO Q6

design: Jude Allen

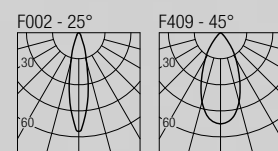
IP20 Class 2  JA8



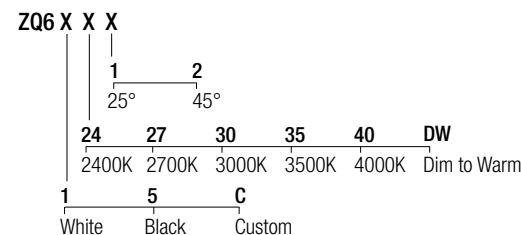
Trimless downlight

Static White: 4,5W · 500mA (V_i 9V) · Series wiring
 Dim to Warm: 4,5W · 250mA (V_i 18V) · Series wiring
 CRI98 · 2-Step MacAdam

2400K	406 lm	3500K	548 lm
2700K	517 lm	4000K	541 lm
3000K	541 lm	DW	358 lm



Code Construction



Accessories

- AT064Q01040**
Airtight recessed housing for insulated ceiling
- IC064Q01040**
Recessed housing for insulated ceiling
- ZQK002**
Plasterboard recessing frame
Flangia per cartongesso
- MP-Q040**
Baseplate
- Q01040**
T-bar baseplate
- LH01**
Low luminance hex louvre

Static White - 500mA Drivers

- CCPR010A-500** (1..2) IP20
Dimming: PHASE - 0-10V
- CCPR040A-500** (1..6) IP20
Dimming: PHASE - 0-10V


Dim to Warm - 250mA Drivers

- CCPR010A-250-DW** (1..2) IP20
Dimming: PHASE - 0-10V
- CCPR040A-250-DW** (1..3) IP20
Dimming: PHASE - 0-10V



ZERO R10

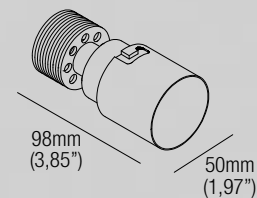
design: Jude Allen

IP20 Class 2  JA8

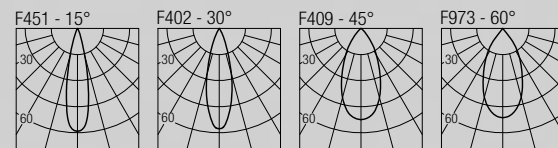


Trimless downlight

Static White: 9W · 500mA (V_i 18V) · Series wiring
 Dim to Warm: 7,2W · 400mA (V_i 18V) · Series wiring
 Tunable White: 9W · 500mA (V_i 18V) · Series wiring
 CRI98 · 2-Step MacAdam



2400K	744 lm	4000K	1139 lm
2700K	1088 lm	DW	645 lm
3000K	1142 lm	TW	847 lm
3500K	1156 lm		



Code Construction

ZR1 X X 9 X

1	2	3	4	DW	TW
15°	30°	45°	60°	Dim to Warm	Tunable White
1	5	C			
White	Black	Custom			

Accessories

AT064R01060
Airtight recessed housing for insulated ceiling

IC064R01060
Recessed housing for insulated ceiling

MP-R060
Baseplate

R01060
T-bar baseplate

ZQC005 White
Plasterboard recessing frame

ZQC005.BMK-WH White
ZQC005.BMK-BLK Black
ZQC005.BMK-CU Custom
Backmount frame for hard surfaces

LH02
Low luminance hex louvre

Static White - 500mA Drivers

CCPRO10A-500 (1) IP20
Dimming: PHASE - 0-10V

CCPRO40A-500 (1..3) IP20
Dimming: PHASE - 0-10V

CCPRO10A-400 (1) IP20
Dimming: PHASE - 0-10V


CCPRO40A-400 (1..3) IP20
Dimming: PHASE - 0-10V

Tunable White - 500mA Drivers

DL0561S1 (1..3) IP20
Dimming: 0-10V

ZERO Q10

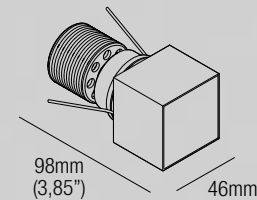
design: Jude Allen

IP20 Class 2  JA8

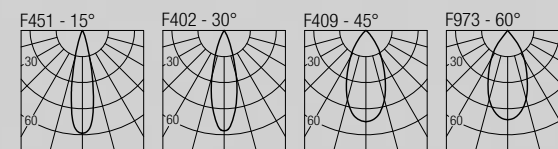


Trimless downlight

Static White: 9W · 500mA (V_i 18V) · Series wiring
 Dim to Warm: 7,2W · 400mA (V_i 18V) · Series wiring
 Tunable White: 9W · 500mA (V_i 18V) · Series wiring
 CRI98 · 2-Step MacAdam



2400K	744 lm	4000K	1139 lm
2700K	1088 lm	DW	645 lm
3000K	1142 lm	TW	847 lm
3500K	1156 lm		



Code Construction

ZQ10 X X X

1	2	3	4	DW	TW
15°	30°	45°	60°	Dim to Warm	Tunable White
1	5	C			
White	Black	Custom			

Accessories

AT086Q02058
Airtight recessed housing for insulated ceiling

IC086Q02058
Recessed housing for insulated ceiling

MP-Q058
Baseplate

Q02058
T-bar baseplate

LH02
Low luminance hex louvre

ZQK006
Plasterboard recessing frame
Flangia per cartongesso

Static White - 500mA Drivers

CCPRO10A-500 (1) IP20
Dimming: PHASE - 0-10V

CCPRO40A-500 (1..3) IP20
Dimming: PHASE - 0-10V

Dim to Warm - 400mA Drivers

CCPRO10A-400-DW (1) IP20
Dimming: PHASE - 0-10V

CCPRO40A-400-DW (1) IP20
Dimming: PHASE - 0-10V


Tunable White - 500mA Drivers

DL0561S1 (1..3) IP20
Dimming: PHASE - 0-10V



ZERO MOVE 2

design: Roberto Mantovani

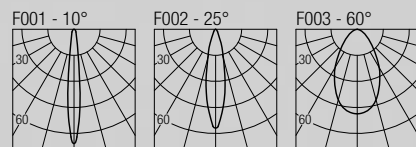
IP20 Class 2 



Trimless & adjustable downlight
 1,5W · 500mA (V_i 2,9V) · Series wiring
 CRI90 · 3-Step MacAdam

45mm (1,77")
 40mm (1,57")
 +/- 25°
 360°

500mA	
2700K	128 lm
3000K	133 lm
3500K	146 lm
4000K	154 lm



Code Construction
ZSM X X X

27	30	35	40
2700K	3000K	3500K	4000K
0	1	2	
10°	25°	60°	
1	5	C	
White	Black	Custom	

Accessories

AT064R01055
 Airtight recessed housing for insulated ceiling

IC064R01055
 Recessed housing for insulated ceiling

MP-R055
 Baseplate

R01055
 T-bar baseplate

ZQM001 White
 Plasterboard recessing frame

500mA Drivers

CCPRO10A-500 (1..6) IP20
 Dimming: PHASE - 0-10V

CCPRO40A-500 (1..18) IP20
 Dimming: PHASE - 0-10V



ZERO MOVE 6

design: Roberto Mantovani

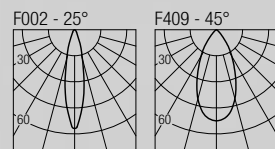
IP20 Class 2  JA8



Trimless & adjustable downlight
 Static White: 4,5W · 500mA (V_i 9V) · Series wiring
 Dim to Warm: 4,5W · 250mA (V_i 18V) · Series wiring
 CRI98 · 2-Step MacAdam

45mm (1,77")
 73mm (2,87")
 +/- 25°
 360°

2400K	406 lm	3500K	548 lm
2700K	517 lm	4000K	541 lm
3000K	541 lm	DW	358 lm



Code Construction
ZWM X X X

24	27	30	35	40	DW
2400K	2700K	3000K	3500K	4000K	Dim to Warm
1	2				
25°	45°				
1	5	C			
White	Black	Custom			

Accessories

AT064R01055
 Airtight recessed housing for insulated ceiling

IC064R01055
 Recessed housing for insulated ceiling

MP-R055
 Baseplate

R01055
 T-bar baseplate

ZQM001 White
 Plasterboard recessing frame

LH01
 Low luminance hex louvre

Static White - 500mA Drivers

CCPRO10A-500 (1..2) IP20
 Dimming: PHASE - 0-10V

CCPRO40A-500 (1..6) IP20
 Dimming: PHASE - 0-10V

Dim to Warm - 250mA Drivers


CCPRO10A-250-DW (1..2) IP20
 Dimming: PHASE - 0-10V

CCPRO40A-250-DW (1..3) IP20
 Dimming: PHASE - 0-10V

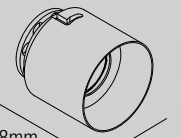


AIMEE 6 TRIMLESS

design: Jude Allen

IP20 Class 2  JA8

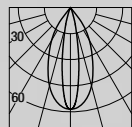
Trimless downlight
4,5W · 500mA (V, 9V) · Series wiring
CRI98 · 2-Step MacAdam



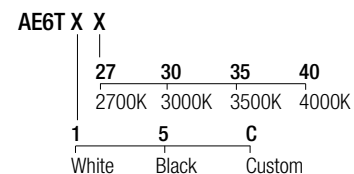
58mm (2,28") 54mm (2,12")

2700K — 526 lm
3000K — 550 lm
3500K — 557 lm
4000K — 550 lm

F613 - ADJ 15-55°



Code Construction



Accessories

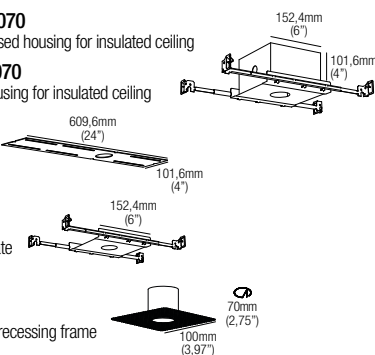
AT064R01070
Airtight recessed housing for insulated ceiling

IC064R01070
Recessed housing for insulated ceiling

MP-R070
Baseplate

R01070
T-bar baseplate

ZAM001
Plasterboard recessing frame



500mA Drivers

CCPR010A-500 (1..2) IP20
Dimming: PHASE - 0-10V

CCPR040A-500 (1..6) IP20
Dimming: PHASE - 0-10V

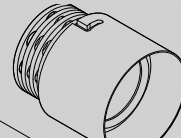


AIMEE 10 TRIMLESS

design: Jude Allen

IP20 Class 2  JA8

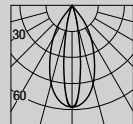
Trimless downlight
9W · 500mA (V, 18V) · Series wiring
CRI98 · 2-Step MacAdam



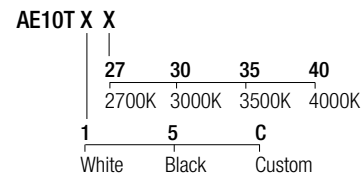
74mm (2,91") 65mm (2,55")

2700K — 1069 lm
3000K — 1121 lm
3500K — 1135 lm
4000K — 1119 lm

F614 - ADJ 15-55°



Code Construction



Accessories

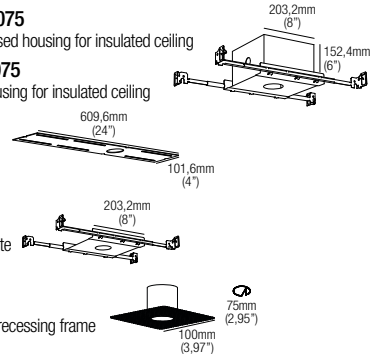
AT086R02075
Airtight recessed housing for insulated ceiling

IC086R02075
Recessed housing for insulated ceiling

MP-R075
Baseplate

R02075
T-bar baseplate

ZAM005
Plasterboard recessing frame



500mA Drivers


CCPR010A-500 (1) IP20
Dimming: PHASE - 0-10V

CCPR040A-500 (1..3) IP20
Dimming: PHASE - 0-10V



DIP 6 TRIMLESS

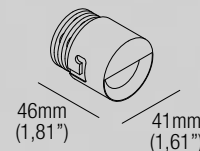
design: Jude Allen

IP20 Class 2  JA8



Trimless downlight

Static White: 4,5W · 500mA (V_i 9V) · Series wiring
 Dim to Warm: 4,5W · 250mA (V_i 18V) · Series wiring
 CRI98 · 2-Step MacAdam



2400K	404 lm	3500K	545 lm
2700K	514 lm	4000K	538 lm
3000K	539 lm	DW	365 lm



Code Construction

DP6T X X

24	27	30	35	40	DW
2400K	2700K	3000K	3500K	4000K	Dim to Warm
1	5	C			
White	Black	Custom			

Accessories

AT086R02055
Airtight recessed housing for insulated ceiling

IC086R02055
Recessed housing for insulated ceiling

MP-R055
Baseplate

R02055
T-bar baseplate

ZDP001
Plasterboard recessing frame

Static White - 500mA Drivers

CCPRO10A-500 (1..2) IP20
Dimming: PHASE - 0-10V

CCPRO40A-500 (1..6) IP20
Dimming: PHASE - 0-10V


Dim to Warm - 250mA Drivers

CCPRO10A-250-DW (1..2) IP20
Dimming: PHASE - 0-10V

CCPRO40A-250-DW (1..3) IP20
Dimming: PHASE - 0-10V

SEXUS 6

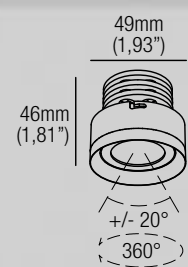
design: Rod&Todd

IP20 Class 2  JA8

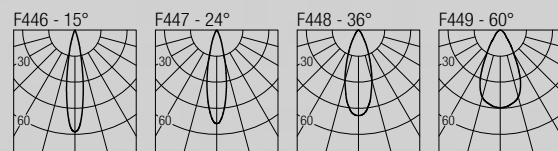


Trimless & adjustable downlight

Static White: 4,5W · 500mA (V_i 9V) · Series wiring
 Dim to Warm: 4,5W · 250mA (V_i 18V) · Series wiring
 CRI98 · 2-Step MacAdam



2400K	434 lm	3500K	586 lm
2700K	553 lm	4000K	579 lm
3000K	579 lm	DW	383 lm



Code Construction

SX6 X X X

N	S	M	W		
15°	24°	36°	60°		
24	27	30	35	40	DW
2400K	2700K	3000K	3500K	4000K	Dim to Warm
1	5	C			
White	Black	Custom			

Accessories

AT064R01060
Airtight recessed housing for insulated ceiling

IC064R01060
Recessed housing for insulated ceiling

MP-R060
Baseplate

R01060
T-bar baseplate

ZQS001 White
Plasterboard recessing frame

ZQS001.BMK-WH White
ZQS001.BMK-BLK Black
ZQS001.BMK-CU Custom
Backmount frame for hard surfaces

LH03
Low luminance hex louvre

Static White - 500mA Drivers

CCPRO10A-500 (1..2) IP20
Dimming: PHASE - 0-10V

CCPRO40A-500 (1..6) IP20
Dimming: PHASE - 0-10V

Dim to Warm - 250mA Drivers

CCPRO10A-250-DW (1..2) IP20
Dimming: PHASE - 0-10V

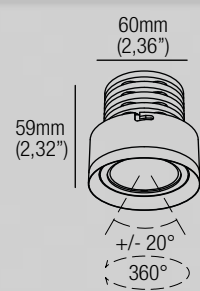
CCPRO40A-250-DW (1..3) IP20
Dimming: PHASE - 0-10V



SEXUS 10

design: Rod&Todd

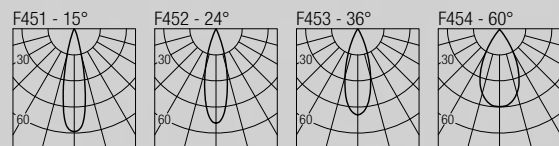
IP20 Class 2  JA8



Trimless & adjustable downlight

Static White: 9W · 500mA (V_i 18V) · Series wiring
 Dim to Warm: 7,2W · 400mA (V_i 18V) · Series wiring
 Tunable White: 9W · 500mA (V_i 18V) · Series wiring
 CRI98 · 2-Step MacAdam

2400K	770 lm	4000K	1178 lm
2700K	1125 lm	DW	667 lm
3000K	1180 lm	TW	875 lm
3500K	1195 lm		



Code Construction

SX1 X X 9 X

N	S	M	W			
15°	24°	36°	60°			
24	27	30	35	40	DW	TW
2400K	2700K	3000K	3500K	4000K	Dim to Warm	Tunable White
1	5	C				
White	Black	Custom				

Accessories

- AT064R01070**
Airtight recessed housing for insulated ceiling
- IC064R01070**
Recessed housing for insulated ceiling
- MP-R070**
Baseplate
- RO1070**
T-bar baseplate
- ZQS002 White**
Plasterboard recessing frame
- ZQS002.BMK-WH White**
ZQS002.BMK-BLK Black
ZQS002.BMK-CU Custom
Backmount frame for hard surfaces
- LH04**
Low luminance hex louvre

Static White - 500mA Drivers

- CCPR010A-500** (1) IP20
Dimming: PHASE - 0-10V
- CCPR040A-500** (1..3) IP20
Dimming: PHASE - 0-10V

Dim to Warm - 400mA Drivers

- CCPR010A-400** (1) IP20
Dimming: PHASE - 0-10V
- CCPR040A-400** (1..3) IP20
Dimming: PHASE - 0-10V

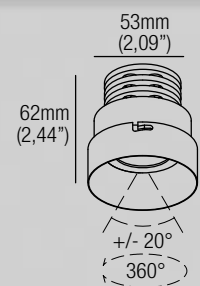
Tunable White - 500mA Drivers

- DL0561S1** (1..3) IP20
Dimming: 0-10V

SEXUS 6 UGR

design: Rod&Todd

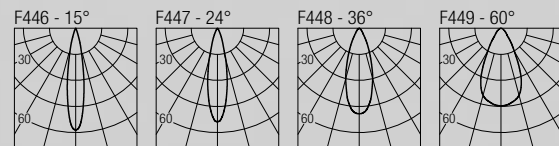
IP20 Class 2  JA8



Trimless & adjustable downlight

Static White: 4,5W · 500mA (V_i 9V) · Series wiring
 Dim to Warm: 4,5W · 250mA (V_i 18V) · Series wiring
 CRI98 · 2-Step MacAdam

2400K	434 lm	3500K	586 lm
2700K	553 lm	4000K	579 lm
3000K	579 lm	DW	383 lm



Code Construction

SXU6 X X X

N	S	M	W		
15°	24°	36°	60°		
24	27	30	35	40	DW
2400K	2700K	3000K	3500K	4000K	Dim to Warm
1	5	C			
White	Black	Custom			

Accessories

- AT064R01065**
Airtight recessed housing for insulated ceiling
- IC064R01065**
Recessed housing for insulated ceiling
- MP-R065**
Baseplate
- RO1065**
T-bar baseplate
- ZQSU001 White**
Plasterboard recessing frame
- ZQSU001.BMK-WH White**
ZQSU001.BMK-BLK Black
ZQSU001.BMK-CU Custom
Backmount frame for hard surfaces
- LH03**
Low luminance hex louvre

Static White - 500mA Drivers

- CCPR010A-500** (1..2) IP20
Dimming: PHASE - 0-10V
- CCPR040A-500** (1..6) IP20
Dimming: PHASE - 0-10V


Dim to Warm - 250mA Drivers

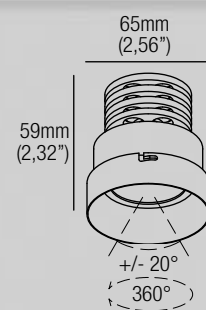
- CCPR010A-250-DW** (1..2) IP20
Dimming: PHASE - 0-10V
- CCPR040A-250-DW** (1..3) IP20
Dimming: PHASE - 0-10V



SEXUS 10 UGR

design: Rod&Todd

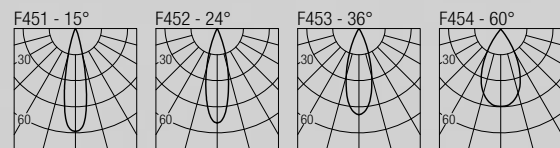
IP20 Class 2  JA8



Trimless & adjustable downlight

Static White: 9W · 500mA (V_i 18V) · Series wiring
 Dim to Warm: 7,2W · 400mA (V_i 18V) · Series wiring
 Tunable White: 9W · 500mA (V_i 18V) · Series wiring
 CRI98 · 2-Step MacAdam

2400K	770 lm	4000K	1178 lm
2700K	1125 lm	DW	667 lm
3000K	1180 lm	TW	875 lm
3500K	1195 lm		



Code Construction

SXU1 X X 9 X

N	S	M	W	DW	TW
15°	24°	36°	60°		
24	27	30	35	40	
2400K	2700K	3000K	3500K	4000K	Dim to Warm
1	5	C			Tunable White
White	Black	Custom			

Accessories

- AT064R01075**
Airtight recessed housing for insulated ceiling
- IC064R01075**
Recessed housing for insulated ceiling
- MP-R075**
Baseplate
- RO1075**
T-bar baseplate
- ZQSU002** White
Plasterboard recessing frame
- ZQSU002.BMK-WH** White
ZQSU002.BMK-BLK Black
ZQSU002.BMK-CU Custom
Backmount frame for hard surfaces
- LH04**
Low luminance hex louvre

Static White - 500mA Drivers

- CCPRO10A-500** (1) IP20
Dimming: PHASE - 0-10V
- CCPRO40A-500** (1..3) IP20
Dimming: PHASE - 0-10V

Dim to Warm - 400mA Drivers

- CCPRO10A-400** (1) IP20
Dimming: PHASE - 0-10V
- CCPRO40A-400** (1..3) IP20
Dimming: PHASE - 0-10V

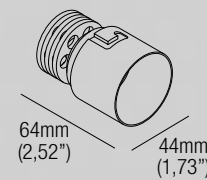
Tunable White - 500mA Drivers

- DL0561S1** (1..3) IP20
Dimming: 0-10V

ZOE 6

design: Rod&Todd

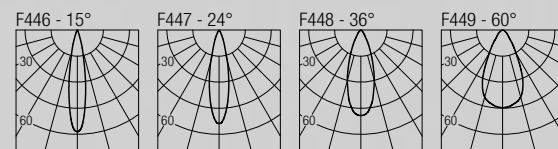
IP20 Class 2  JA8



Trimless downlight

Static White: 4,5W · 500mA (V_i 9V) · Series wiring
 Dim to Warm: 4,5W · 250mA (V_i 18V) · Series wiring
 CRI98 · 2-Step MacAdam

2400K	434 lm	3500K	586 lm
2700K	553 lm	4000K	579 lm
3000K	579 lm	DW	383 lm



Code Construction

ZE6 X X X

N	S	M	W	DW
15°	24°	36°	60°	
24	27	30	35	40
2400K	2700K	3000K	3500K	4000K
1	5	C		
White	Black	Custom		Dim to Warm

Accessories

- AT064R01055**
Airtight recessed housing for insulated ceiling
- IC064R01055**
Recessed housing for insulated ceiling
- MP-R055**
Baseplate
- RO1055**
T-bar baseplate
- ZQH001** White
Plasterboard recessing frame
- ZQH001.BMK-WH** White
ZQH001.BMK-BLK Black
ZQH001.BMK-CU Custom
Backmount frame for hard surfaces
- LH03**
Low luminance hex louvre

Static White - 500mA Drivers

- CCPRO10A-500** (1..2) IP20
Dimming: PHASE - 0-10V
- CCPRO40A-500** (1..6) IP20
Dimming: PHASE - 0-10V


Dim to Warm - 250mA Drivers

- CCPRO10A-250-DW** (1..2) IP20
Dimming: PHASE - 0-10V
- CCPRO40A-250-DW** (1..3) IP20
Dimming: PHASE - 0-10V



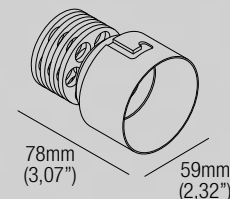
ZOE 10

design: Rod&Todd

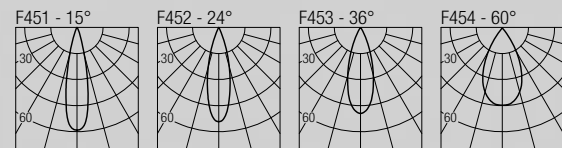
IP20 Class 2  JA8

Trimless downlight

Static White: 9W · 500mA (V_i 18V) · Series wiring
 Dim to Warm: 7,2W · 400mA (V_i 18V) · Series wiring
 Tunable White: 9W · 500mA (V_i 18V) · Series wiring
 CRI98 · 2-Step MacAdam



2400K	770 lm	4000K	1178 lm
2700K	1125 lm	DW	667 lm
3000K	1180 lm	TW	875 lm
3500K	1195 lm		



Code Construction

ZE1 X X 9 X

N	S	M	W			
15°	24°	36°	60°			
24	27	30	35	40	DW	TW
2400K	2700K	3000K	3500K	4000K	Dim to Warm	Tunable White
1	5	C				
White	Black	Custom				

Accessories

- AT064R01075**
Airtight recessed housing for insulated ceiling
- IC064R01075**
Recessed housing for insulated ceiling
- MP-R075**
Baseplate
- R01075**
T-bar baseplate
- ZQC003** White
Plasterboard recessing frame
- ZQC003.BMK-WH** White
ZQC003.BMK-BLK Black
ZQC003.BMK-CU Custom
Backmount frame for hard surfaces
- LH04**
Low luminance hex louvre

Static White - 500mA Drivers

- CCPR010A-500** (1) IP20
Dimming: PHASE - 0-10V
- CCPR040A-500** (1..3) IP20
Dimming: PHASE - 0-10V

Dim to Warm - 400mA Drivers


- CCPR010A-400** (1) IP20
Dimming: PHASE - 0-10V
- CCPR040A-400** (1..3) IP20
Dimming: PHASE - 0-10V

Tunable White - 500mA Drivers

- DL0561S1** (1..3) IP20
Dimming: 0-10V

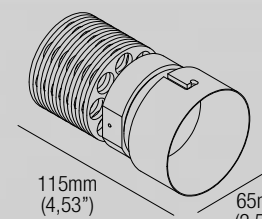
ZOE 20

design: Rod&Todd

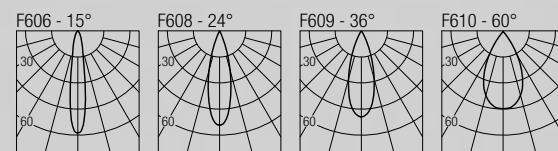
IP20 Class 2 

Trimless downlight

18W · 500mA (V_i 36V)
 CRI98 · 2-Step MacAdam



2700K	2165 lm
3000K	2279 lm
3500K	2498 lm
4000K	2423 lm



Code Construction

ZE2 X X X

27	30	35	40
2700K	3000K	3500K	4000K
N	S	M	W
15°	24°	36°	60°
1	5	C	
White	Black	Custom	

Accessories

- AT086R02075**
Airtight recessed housing for insulated ceiling
- IC086R02075**
Recessed housing for insulated ceiling
- MP-R075**
Baseplate
- R02075**
T-bar baseplate
- ZQSU002** White
Plasterboard recessing frame
- ZQSU002.BMK-WH** White
ZQSU002.BMK-BLK Black
ZQSU002.BMK-CU Custom
Backmount frame for hard surfaces
- LH06**
Low luminance hex louvre

500mA Drivers

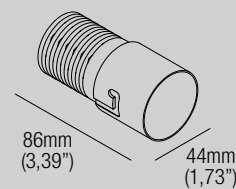
- CCPR040A-500** (1) IP20
Dimming: PHASE - 0-10V



HOLE

design: Roberto Mantovani

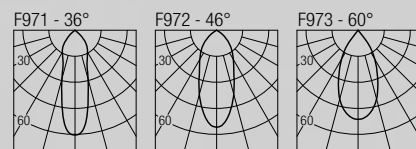
IP20 Class 2 



Trimless downlight

7,5W · 24VDC · Parallel wiring
CRI98 · 2-Step MacAdam

2400K	487 lm
2700K	655 lm
3000K	688 lm
3500K	697 lm
4000K	686 lm



Code Construction

HH X X 9 X		S		M		W	
		36°		46°		60°	
24	27	30	35	40			
2400K	2700K	3000K	3500K	4000K			
1	5	C					
White	Black	Custom					

Accessories

AT064R01055

Airtight recessed housing for insulated ceiling

IC064R01055

Recessed housing for insulated ceiling

MP-R055

Baseplate

RO1055

T-bar baseplate

ZQH001

White Plasterboard recessing frame

ZQH001.BMK-WH

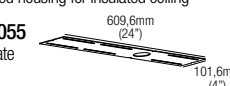
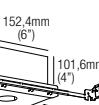
White Backmount frame for hard surfaces

ZQH001.BMK-BLK

Black Backmount frame for hard surfaces

ZQH001.BMK-CU

Custom Backmount frame for hard surfaces



24 VDC Drivers

DLM.30 (1..3) IP20

Dimming: PHASE - 0-10V

DLM.60 (1..7) IP20


Dimming: PHASE - 0-10V

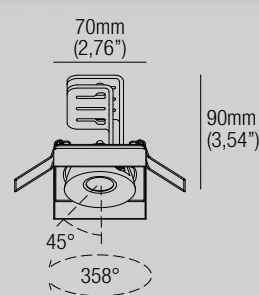
DLM.100 (1..12) IP20

Dimming: PHASE - 0-10V

MILO 10

design: Lapo Grassellini

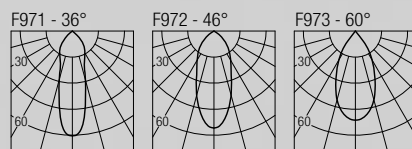
IP20 Class 2  JA8



Trimless & adjustable downlight

Static White: 9W · 500mA (V_i 18V) · Series wiring
Dim to Warm: 7,2W · 400mA (V_i 18V) · Series wiring
Tunable White: 9W · 500mA (V_i 18V) · Series wiring
CRI98 · 2-Step MacAdam

2400K	728 lm	4000K	1114 lm
2700K	1064 lm	DW	630 lm
3000K	1116 lm	TW	828 lm
3500K	1130 lm		



Code Construction

ML1 X X 9 X		S		M		W		DW		TW	
		36°		46°		60°					
24	27	30	35	40	DW	TW					
2400K	2700K	3000K	3500K	4000K	Dim to Warm	Tunable White					
1	5	C									
White	Black	Custom									

Accessories

AT064Q01077

Airtight recessed housing for insulated ceiling

IC064Q01077

Recessed housing for insulated ceiling

MP-Q077

Baseplate

Q01077

T-bar baseplate

MLX11Q

White Plasterboard recessing frame

MLX11Q.BMK-WH

White Backmount frame for hard surfaces

MLX11Q.BMK-BLK

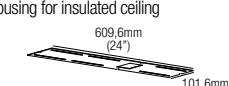
Black Backmount frame for hard surfaces

MLX11Q.BMK-CU

Custom Backmount frame for hard surfaces

LH01

Low luminance hex louvre



Static White - 500mA Drivers

CCPRO10A-500 (1) IP20

Dimming: PHASE - 0-10V

CCPRO40A-500 (1..3) IP20

Dimming: PHASE - 0-10V

Dim to Warm - 400mA Drivers

CCPRO10A-400 (1) IP20

Dimming: PHASE - 0-10V

CCPRO40A-400 (1..3) IP20

Dimming: PHASE - 0-10V

Tunable White - 500mA Drivers


DL0561S1 (1..3) IP20

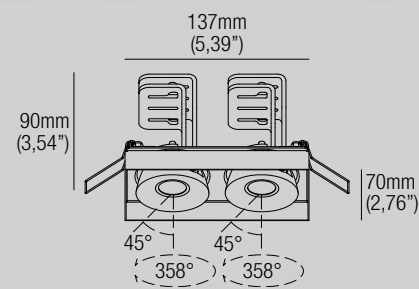
Dimming: 0-10V



MILO X120

design: Lapo Grassellini

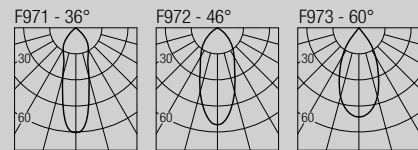
IP20 Class 2  JA8



Trimless & adjustable downlight

Static White: 2x9W · 500mA (V, 2x18V) · Series wiring
 Dim to Warm: 2x7,2W · 400mA (V, 2x18V) · Series wiring
 Tunable White: 2x9W · 500mA (V, 2x18V) · Series wiring
 CRI98 · 2-Step MacAdam

2400K	1456 lm	4000K	2228 lm
2700K	2128 lm	DW	1260 lm
3000K	2232 lm	TW	1656 lm
3500K	2260 lm		



Code Construction

MLX12 X X 9 X

S	M	W					
36°	46°	60°					
24	27	30	35	40	DW	TW	
2400K	2700K	3000K	3500K	4000K	Dim to Warm	Tunable White	
1	5	C					
White	Black	Custom					

Accessories

- AT086X02144**
Airtight recessed housing for insulated ceiling
- IC086X02144**
Recessed housing for insulated ceiling
- MP-X144**
Baseplate
- X02144**
T-bar baseplate
- MLX12Q** White
Plasterboard recessing frame
- MLX12Q.BMK-WH** White
MLX12Q.BMK-BLK Black
MLX12Q.BMK-CU Custom
Backmount frame for hard surfaces
- 2xLH01**
Low luminance hex louvre

Static White - 500mA Drivers

- (2x) CCPR010A-500** (1) IP20
Dimming: PHASE - 0-10V
- CCPR040A-500** (1) IP20
Dimming: PHASE - 0-10V

Dim to Warm - 400mA Drivers


- (2x) CCPR010A-400** (1) IP20
Dimming: PHASE - 0-10V
- CCPR040A-400** (1) IP20
Dimming: PHASE - 0-10V

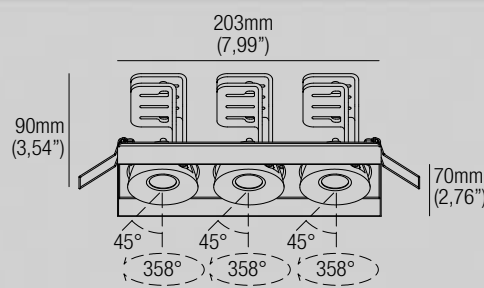
Tunable White - 500mA Drivers

- DL0561S1** (1) IP20
Dimming: 0-10V

MILO X130

design: Lapo Grassellini

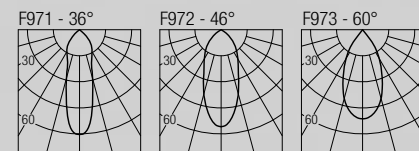
IP20 Class 2  JA8



Trimless & adjustable downlight

Static White: 3x9W · 500mA (V, 3x18V) · Series wiring
 Dim to Warm: 3x7,2W · 400mA (V, 3x18V) · Series wiring
 Tunable White: 3x9W · 500mA (V, 3x18V) · Series wiring
 CRI98 · 2-Step MacAdam

2400K	2184 lm	4000K	3342 lm
2700K	3192 lm	DW	1890 lm
3000K	3348 lm	TW	2484 lm
3500K	3393 lm		



Code Construction

MLX13 X X 9 X

S	M	W					
36°	46°	60°					
24	27	30	35	40	DW	TW	
2400K	2700K	3000K	3500K	4000K	Dim to Warm	Tunable White	
1	5	C					
White	Black	Custom					

Accessories

- AT127X03211**
Airtight recessed housing for insulated ceiling
- IC127X03211**
Recessed housing for insulated ceiling
- MP-X211**
Baseplate
- X03211**
T-bar baseplate
- MLX13Q** White
Plasterboard recessing frame
- MLX13Q.BMK-WH** White
MLX13Q.BMK-BLK Black
MLX13Q.BMK-CU Custom
Backmount frame for hard surfaces
- 3xLH01**
Low luminance hex louvre

Static White - 500mA Drivers


- (3x) CCPR010A-500** (1) IP20
Dimming: PHASE - 0-10V
- CCPR040A-500** (1) IP20
Dimming: PHASE - 0-10V

Dim to Warm - 400mA Drivers

- (3x) CCPR010A-400** (1) IP20
Dimming: PHASE - 0-10V
- CCPR040A-400** (1) IP20
Dimming: PHASE - 0-10V


Tunable White - 500mA Drivers

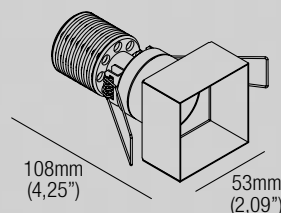
- DL0561S1** (1) IP20
Dimming: 0-10V



MOON Q10

design: Lapo Grassellini

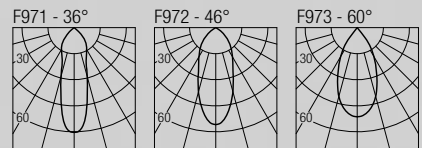
IP20 Class 2  JA8



Trimless downlight

Static White: 9W · 500mA (V_i 18V) · Series wiring
Dim to Warm: 7,2W · 400mA (V_i 18V) · Series wiring
Tunable White: 9W · 500mA (V_i 18V) · Series wiring
CRI98 · 2-Step MacAdam

2400K	728 lm	4000K	1114 lm
2700K	1064 lm	DW	630 lm
3000K	1116 lm	TW	828 lm
3500K	1130 lm		



Code Construction

MQ1 X X 9 X

S	M	W					
36°	46°	60°					
24	27	30	35	40	DW	TW	
2400K	2700K	3000K	3500K	4000K	Dim to Warm	Tunable White	
1	5	C					
White	Black	Custom					

Accessories

- AT086Q02058**
Airtight recessed housing for insulated ceiling
- IC086Q02058**
Recessed housing for insulated ceiling
- MP-Q058**
Baseplate
- Q02058**
T-bar baseplate
- MQC002** White
Plasterboard recessing frame
- MQC002.BMK-WH** White
MQC002.BMK-BLK Black
MQC002.BMK-CU Custom
Backmount frame for hard surfaces
- LOH2** (White) - **LOH2B** (Black)
Low luminance hex louvre

Static White - 500mA Drivers

- CCPRO10A-500** (1) IP20
Dimming: PHASE - 0-10V
- CCPRO40A-500** (1..3) IP20
Dimming: PHASE - 0-10V

Dim to Warm - 400mA Drivers

- CCPRO10A-400** (1) IP20
Dimming: PHASE - 0-10V
- CCPRO40A-400** (1..3) IP20
Dimming: PHASE - 0-10V


Tunable White - 500mA Drivers

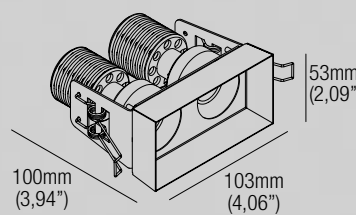
- DL0561S1** (1..3) IP20
Dimming: 0-10V



MOON QX120

design: Lapo Grassellini

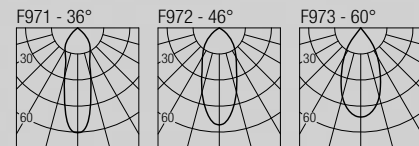
IP20 Class 2  JA8



Trimless downlight

Static White: 2x9W · 500mA (V_i 2x18V) · Series wiring
Dim to Warm: 2x7,2W · 400mA (V_i 2x18V) · Series wiring
Tunable White: 2x9W · 500mA (V_i 2x18V) · Series wiring
CRI98 · 2-Step MacAdam

2400K	1456 lm	4000K	2228 lm
2700K	2128 lm	DW	1260 lm
3000K	2232 lm	TW	1656 lm
3500K	2260 lm		



Code Construction

MQX12 X X 9 X

S	M	W					
36°	46°	60°					
24	27	30	35	40	DW	TW	
2400K	2700K	3000K	3500K	4000K	Dim to Warm	Tunable White	
1	5	C					
White	Black	Custom					

Accessories

- AT086X02108**
Airtight recessed housing for insulated ceiling
- IC086X02108**
Recessed housing for insulated ceiling
- MP-X108**
Baseplate
- X02108**
T-bar baseplate
- MQX12Q** White
Plasterboard recessing frame
- MQX12Q.BMK-WH** White
MQX12Q.BMK-BLK Black
MQX12Q.BMK-CU Custom
Backmount frame for hard surfaces
- 2xLOH2** (White) - **2xLOH2B** (Black)
Low luminance hex louvre

Static White - 500mA Drivers

- (2x) CCPRO10A-500** (1) IP20
Dimming: PHASE - 0-10V
- CCPRO40A-500** (1) IP20
Dimming: PHASE - 0-10V

Dim to Warm - 400mA Drivers


- (2x) CCPRO10A-400** (1) IP20
Dimming: PHASE - 0-10V
- CCPRO40A-400** (1) IP20
Dimming: PHASE - 0-10V

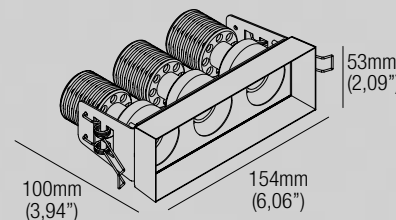
Tunable White - 500mA Drivers

- DL0561S1** (1) IP20
Dimming: 0-10V

MOON QX130

design: Lapo Grassellini

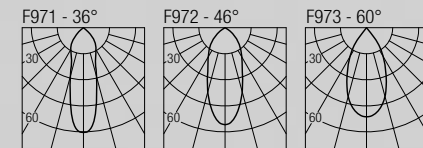
IP20 Class 2  JA8



Trimless downlight

Static White: 3x9W · 500mA (V_i 3x18V) · Series wiring
Dim to Warm: 3x7,2W · 400mA (V_i 3x18V) · Series wiring
Tunable White: 3x9W · 500mA (V_i 3x18V) · Series wiring
CRI98 · 2-Step MacAdam

2400K	2184 lm	4000K	3342 lm
2700K	3192 lm	DW	1890 lm
3000K	3348 lm	TW	2484 lm
3500K	3393 lm		



Code Construction

MQX13 X X 9 X

S	M	W					
36°	46°	60°					
24	27	30	35	40	DW	TW	
2400K	2700K	3000K	3500K	4000K	Dim to Warm	Tunable White	
1	5	C					
White	Black	Custom					

Accessories

- AT127X03161**
Airtight recessed housing for insulated ceiling
- IC127X03161**
Recessed housing for insulated ceiling
- MP-X161**
Baseplate
- X03161**
T-bar baseplate
- MQX13Q** White
Plasterboard recessing frame
- MQX13Q.BMK-WH** White
MQX13Q.BMK-BLK Black
MQX13Q.BMK-CU Custom
Backmount frame for hard surfaces
- 3xLOH2** (White) - **3xLOH2B** (Black)
Low luminance hex louvre

Static White - 500mA Drivers

- (3x) CCPRO10A-500** (1) IP20
Dimming: PHASE - 0-10V
- CCPRO40A-500** (1) IP20
Dimming: PHASE - 0-10V

Dim to Warm - 400mA Drivers

- (3x) CCPRO10A-400** (1) IP20
Dimming: PHASE - 0-10V
- CCPRO40A-400** (1) IP20
Dimming: PHASE - 0-10V

Tunable White - 500mA Drivers

- DL0561S1** (1) IP20
Dimming: 0-10V

NONE R10

design: Roberto Mantovani

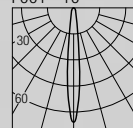
IP20 Class 2 



Trimless downlight
 9W · 500mA (V, 18V)
 CRI98 · 2-Step MacAdam

2400K	619 lm
2700K	904 lm
3000K	949 lm
3500K	961 lm
4000K	947 lm

95mm (3,74")
 59mm (2,32")

F001 - 10°


Code Construction
NRW X X 9 1

Beam angle 10°

24	27	30	35	40
2400K	2700K	3000K	3500K	4000K

1 5 C
 White Black Custom

Accessories

AT064R01070
 Airtight recessed housing for insulated ceiling

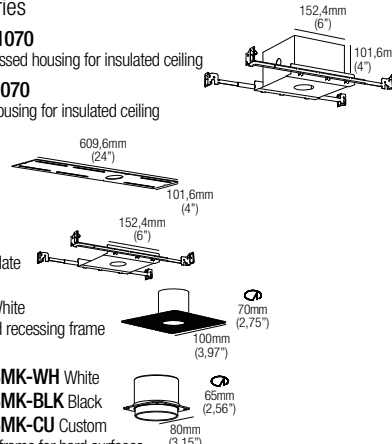
IC064R01070
 Recessed housing for insulated ceiling

MP-R070
 Baseplate

R01070
 T-bar baseplate

ZQC003 White
 Plasterboard recessing frame


ZQC003.BMK-WH White
ZQC003.BMK-BLK Black
ZQC003.BMK-CU Custom
 Backmount frame for hard surfaces



Static White - 500mA Drivers
CCPRO10A-500 (1) IP20
 Dimming: PHASE - 0-10V
CCPRO40A-500 (1..3) IP20
 Dimming: PHASE - 0-10V

NONE Q10

design: Roberto Mantovani

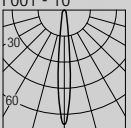
IP20 Class 2 



Trimless downlight
 9W · 500mA (V, 18V)
 CRI98 · 2-Step MacAdam

2400K	619 lm
2700K	904 lm
3000K	949 lm
3500K	961 lm
4000K	947 lm

96mm (3,78")
 75mm (2,95")

F001 - 10°


Code Construction
NQW X X 9 1

Beam angle 10°

24	27	30	35	40
2400K	2700K	3000K	3500K	4000K

1 5 C
 White Black Custom

Accessories

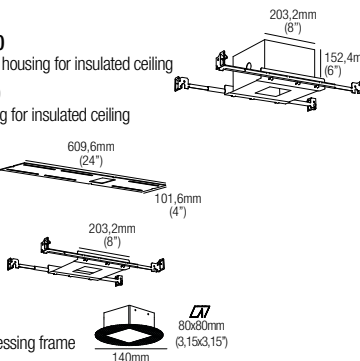
AT086Q02080
 Airtight recessed housing for insulated ceiling

IC086Q02080
 Recessed housing for insulated ceiling

MP-Q080
 Baseplate

Q02080
 T-bar baseplate

ZQC004 White
 Plasterboard recessing frame

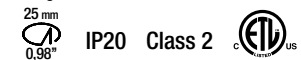


Static White - 500mA Drivers
CCPRO10A-500 (1) IP20
 Dimming: PHASE - 0-10V
CCPRO40A-500 (1..3) IP20
 Dimming: PHASE - 0-10V



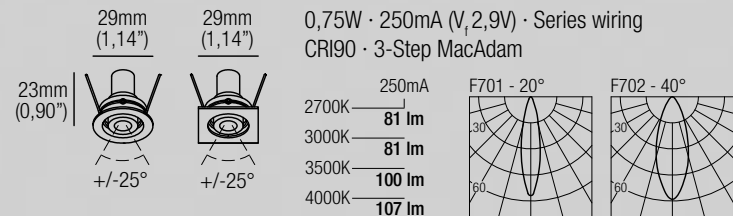
ANDREW

design: Andrea Chiamonti

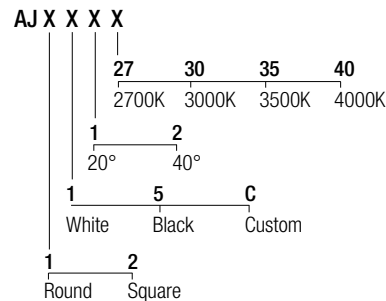


Adjustable downlight

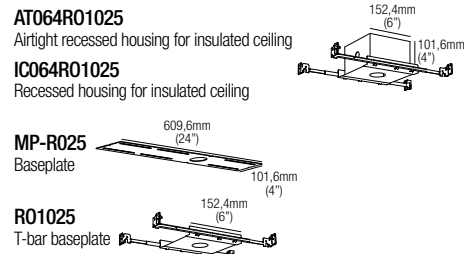
0,75W · 250mA (V, 2,9V) · Series wiring
CRI90 · 3-Step MacAdam



Code Construction



Accessories



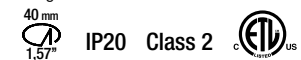
250mA Drivers

CCPRO10A-250 (1..12) IP20
Dimming: PHASE - 0-10V

CCPRO40A-250 (1..18) IP20
Dimming: PHASE - 0-10V

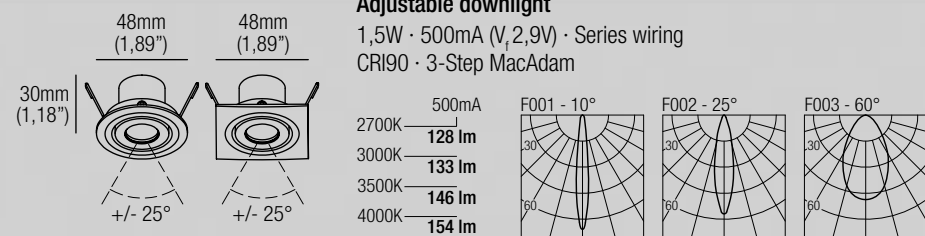
DAHLIA

design: Roberto Mantovani

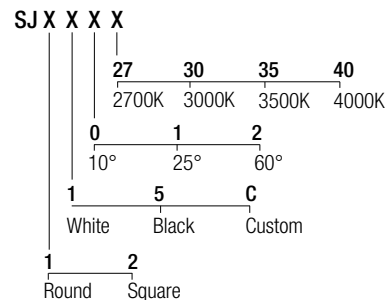


Adjustable downlight

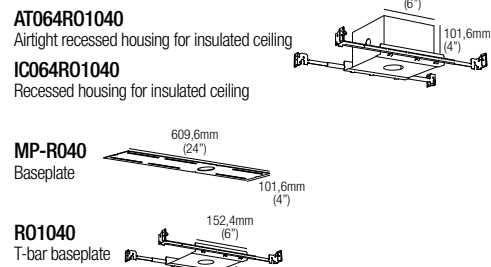
1,5W · 500mA (V, 2,9V) · Series wiring
CRI90 · 3-Step MacAdam



Code Construction




Accessories



500mA Drivers


CCPRO10A-500 (1..6) IP20
Dimming: PHASE - 0-10V

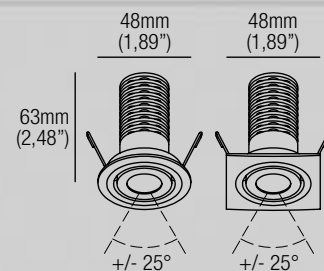
CCPRO40A-500 (1..18) IP20
Dimming: PHASE - 0-10V



ADAN

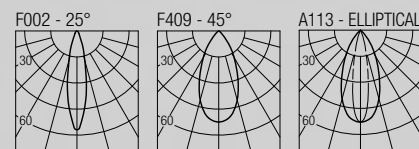
design: Roberto Mantovani

40 mm
1,57" IP20 Class 2  JA8

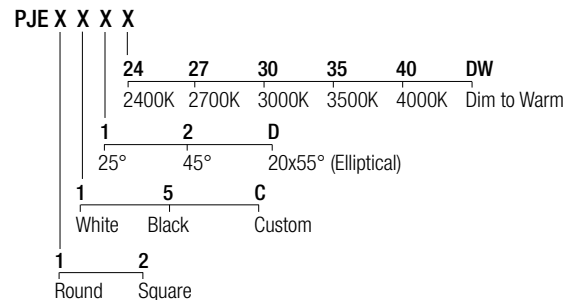


Adjustable downlight
 Static White: 4,5W · 500mA (V, 9V) · Series wiring
 Dim to Warm: 4,5W · 250mA (V, 18V) · Series wiring
 CRI98 · 2-Step MacAdam

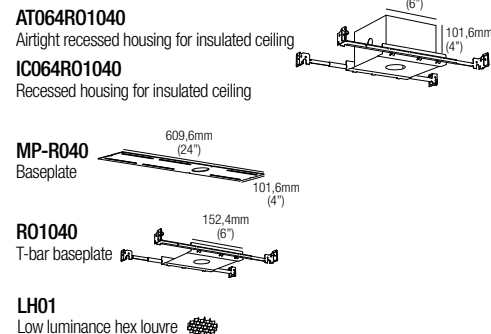
2400K	406 lm	3500K	548 lm
2700K	517 lm	4000K	541 lm
3000K	541 lm	DW	358 lm



Code Construction



Accessories



Static White - 500mA Drivers

CCPRO10A-500 (1..2) IP20
Dimming: PHASE - 0-10V

CCPRO40A-500 (1..6) IP20
Dimming: PHASE - 0-10V

Dim to Warm - 250mA Drivers

CCPRO10A-250-DW (1..2) IP20
Dimming: PHASE - 0-10V

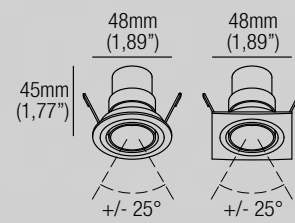
CCPRO40A-250-DW (1..3) IP20
Dimming: PHASE - 0-10V



JOEL 2

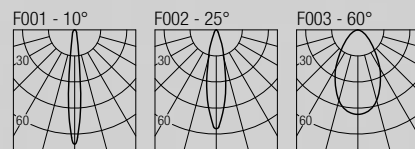
design: Roberto Mantovani

40 mm
1,57" IP20 Class 2 

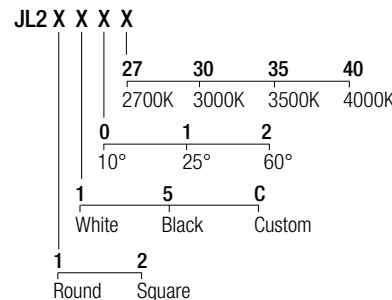


Adjustable downlight
 1,5W · 500mA (V, 2,9V) · Series wiring
 CRI90 · 3-Step MacAdam

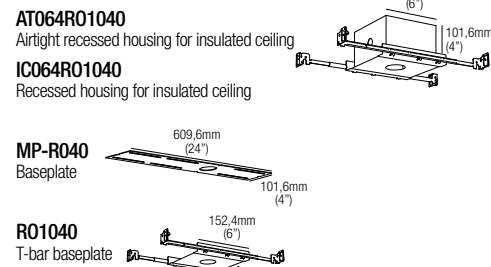
2700K	128 lm	F001 - 10°
3000K	133 lm	F002 - 25°
3500K	146 lm	F003 - 60°
4000K	154 lm	



Code Construction



Accessories



500mA Drivers

CCPRO10A-500 (1..6) IP20
Dimming: PHASE - 0-10V

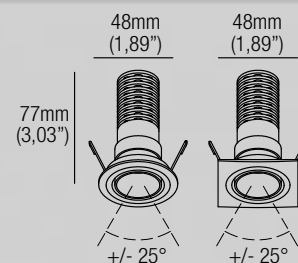
CCPRO40A-500 (1..18) IP20
Dimming: PHASE - 0-10V



JOEL 6

design: Roberto Mantovani

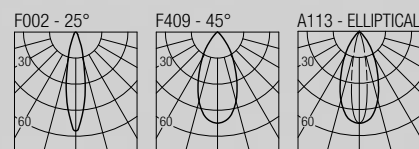
40 mm
1,57" IP20 Class 2 ETL US JA8



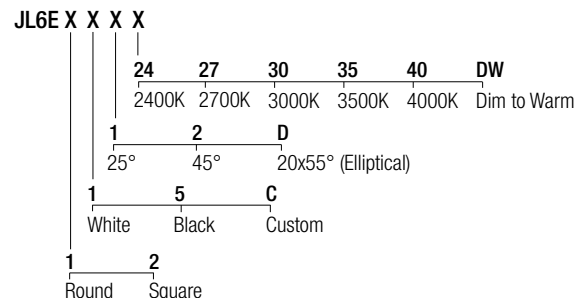
Adjustable downlight

Static White: 4,5W · 500mA (V_i 9V) · Series wiring
Dim to Warm: 4,5W · 250mA (V_i 18V) · Series wiring
CRI98 · 2-Step MacAdam

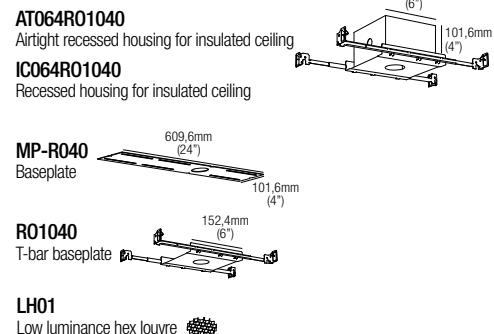
2400K	406 lm	3500K	548 lm
2700K	517 lm	4000K	541 lm
3000K	541 lm	DW	358 lm



Code Construction



Accessories



Static White - 500mA Drivers

CCPRO10A-500 (1..2) IP20
Dimming: PHASE - 0-10V

CCPRO40A-500 (1..6) IP20
Dimming: PHASE - 0-10V

Dim to Warm - 250mA Drivers

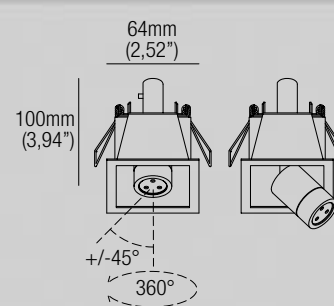
CCPRO10A-250-DW (1..2) IP20
Dimming: PHASE - 0-10V

CCPRO40A-250-DW (1..3) IP20
Dimming: PHASE - 0-10V

MINILED A Q10

design: Lapo Grassellini

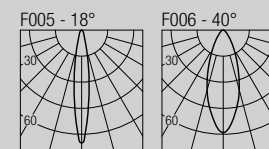
58x58 mm
2,28x2,28" IP20 Class 2 ETL US



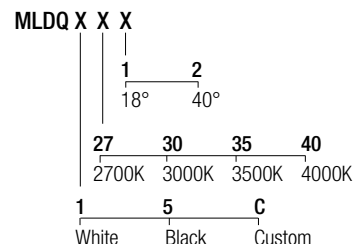
Adjustable downlight

3W · 350mA (V_i 8,7V) · Series wiring
CRI90 · 3-Step MacAdam

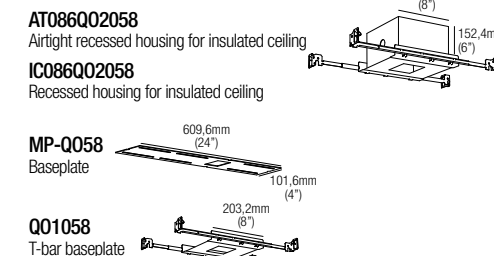
2700K	267 lm
3000K	279 lm
3500K	292 lm
4000K	309 lm



Code Construction



Accessories



350mA Drivers

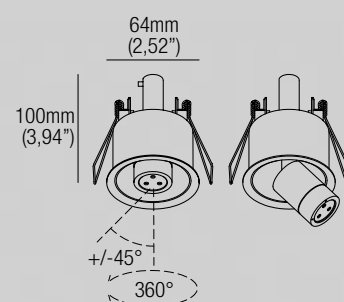
CCPRO10A-350 (1..3) IP20
Dimming: PHASE - 0-10V

CCPRO40A-350 (1..6) IP20
Dimming: PHASE - 0-10V

MINILED A R10

design: Lapo Grassellini

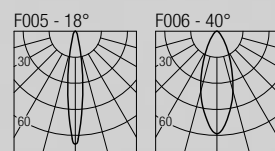
55 mm
2,17" IP20 Class 2 ETL US



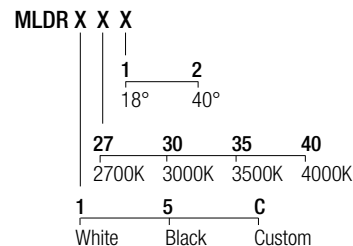
Adjustable downlight

3W · 350mA (V_i 8,7V) · Series wiring
CRI90 · 3-Step MacAdam

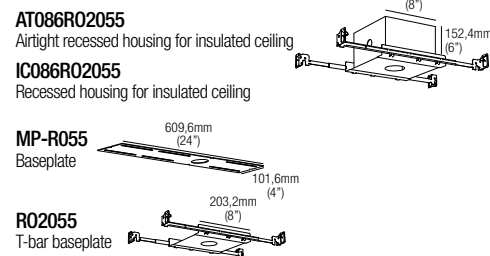
2700K	267 lm
3000K	279 lm
3500K	292 lm
4000K	309 lm



Code Construction



Accessories



350mA Drivers

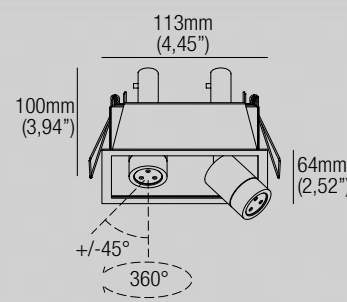
CCPRO10A-350 (1..3) IP20
Dimming: PHASE - 0-10V

CCPRO40A-350 (1..6) IP20
Dimming: PHASE - 0-10V

MINILED A QX120

design: Lapo Grassellini

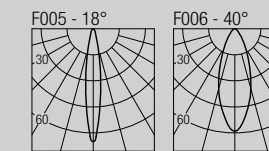
105x58 mm
4,13x2,28" IP20 Class 2 ETL US



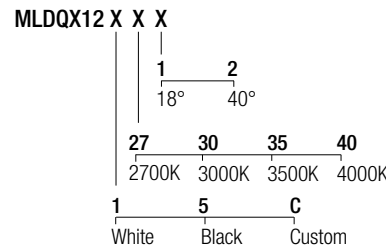
Adjustable downlight

2x3W · 350mA (V_i 2x8,7V) · Series wiring
CRI90 · 3-Step MacAdam

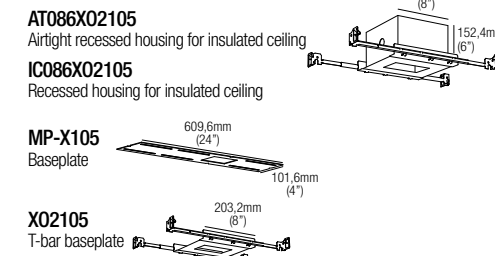
2700K	534 lm
3000K	558 lm
3500K	584 lm
4000K	618 lm



Code Construction



Accessories




350mA Drivers

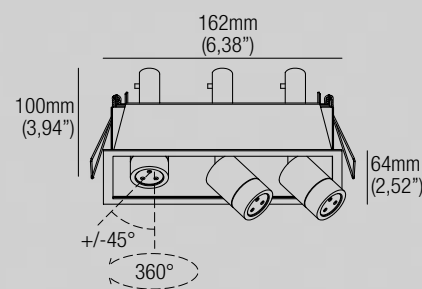
CCPRO10A-350 (1) IP20
Dimming: PHASE - 0-10V

CCPRO40A-350 (1..3) IP20
Dimming: PHASE - 0-10V

MINILED A QX130

design: Lapo Grassellini

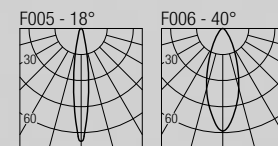
154x58mm
6,06x2,28" IP20 Class 2 



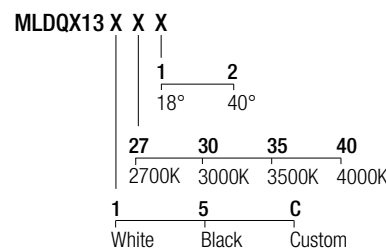
Adjustable downlight

3x3W · 350mA (V_i 3x8,7V) · Series wiring
CRI90 · 3-Step MacAdam

2700K	801 lm
3000K	837 lm
3500K	876 lm
4000K	927 lm



Code Construction



Accessories

AT086X02154

Airtight recessed housing for insulated ceiling

IC086X02154

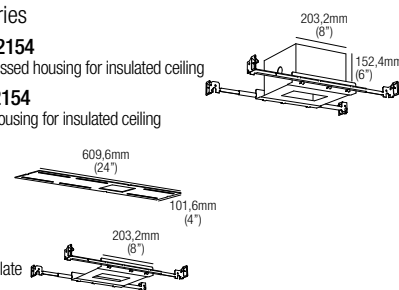
Recessed housing for insulated ceiling

MP-X154

Baseplate

X02154

T-bar baseplate



350mA Drivers

CCPRO10A-350 (1) IP20


Dimming: PHASE - 0-10V

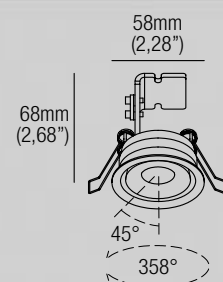
CCPRO40A-350 (1..2) IP20

Dimming: PHASE - 0-10V

MINE 6

design: Lapo Grassellini

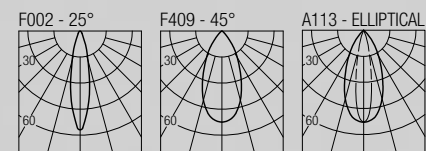
50mm
1,97" IP20 Class 2  JA8



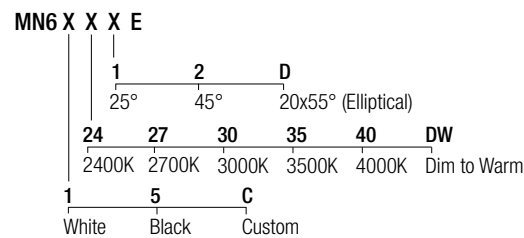
Adjustable downlight

Static White: 4,5W · 500mA (V_i 9V) · Series wiring
Dim to Warm: 4,5W · 250mA (V_i 18V) · Series wiring
CRI98 · 2-Step MacAdam

2400K	406 lm	3500K	548 lm
2700K	517 lm	4000K	541 lm
3000K	541 lm	DW	358 lm



Code Construction



Accessories

AT064R01051

Airtight recessed housing for insulated ceiling

IC064R01051

Recessed housing for insulated ceiling


MP-R051

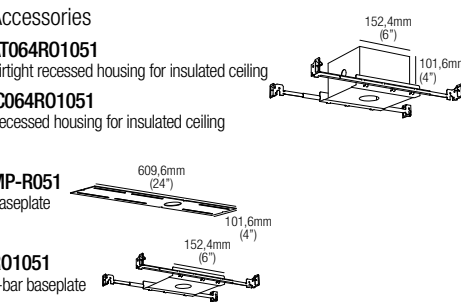
Baseplate

R01051

T-bar baseplate

LH01

Low luminance hex louvre 



Static White - 500mA Drivers

CCPRO10A-500 (1..2) IP20

Dimming: PHASE - 0-10V

CCPRO40A-500 (1..6) IP20

Dimming: PHASE - 0-10V


Dim to Warm - 250mA Drivers

CCPRO10A-250-DW (1..2) IP20

Dimming: PHASE - 0-10V


CCPRO40A-250-DW (1..3) IP20

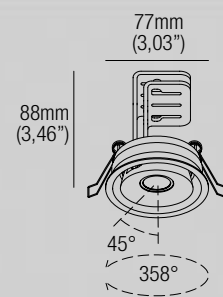
Dimming: PHASE - 0-10V



MINE 10

design: Lapo Grassellini

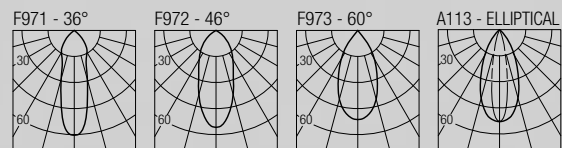
70mm
2,76" IP20 Class 2  JA8



Adjustable downlight

Static White: 9W · 500mA (V, 18V) · Series wiring
Dim to Warm: 7,2W · 400mA (V, 18V) · Series wiring
Tunable White: 9W · 500mA (V, 18V) · Series wiring
CRI98 · 2-Step MacAdam

2400K	728 lm	4000K	1114 lm
2700K	1064 lm	DW	630 lm
3000K	1116 lm	TW	828 lm
3500K	1130 lm		



Code Construction

MN1 X X 9 X						
	S	M	W	D		
	36°	46°	60°	20x55° (Elliptical)		
	24	27	30	35	40	DW TW
	2400K	2700K	3000K	3500K	4000K	Dim to Warm Tunable White
1	5	C				
White	Black	Custom				

Accessories

- AT064R01070**
Airtight recessed housing for insulated ceiling
- IC064R01070**
Recessed housing for insulated ceiling
- MP-R070**
Baseplate
- R01070**
T-bar baseplate
- LH01**
Low luminance hex louvre

Static White - 500mA Drivers

- CCPRO10A-500** (1) IP20
Dimming: PHASE - 0-10V
- CCPRO40A-500** (1..3) IP20
Dimming: PHASE - 0-10V

Dim to Warm - 400mA Drivers

- CCPRO10A-400** (1) IP20
Dimming: PHASE - 0-10V
- CCPRO40A-400** (1..3) IP20
Dimming: PHASE - 0-10V

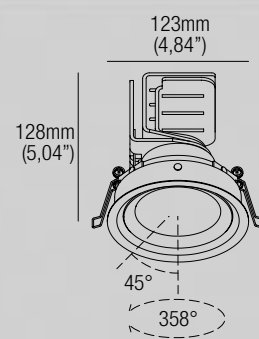
Tunable White - 500mA Drivers

- DL0561S1** (1..3) IP20
Dimming: 0-10V

MINE 20

design: Lapo Grassellini

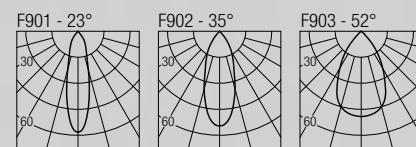
110mm
4,33" IP20 Class 2  JA8



Adjustable downlight

18W · 500mA (V, 36V)
CRI98 · 2-Step MacAdam

2700K	1659 lm
3000K	1752 lm
3500K	1873 lm
4000K	1925 lm



Code Construction

MN2 X X 9 X			
	S	M	W
	23°	35°	52°
	27	30	35
	2700K	3000K	3500K
	40		
	4000K		
1	5	C	
White	Black	Custom	

Accessories

- AT086R02110**
Airtight recessed housing for insulated ceiling
- IC086R02110**
Recessed housing for insulated ceiling
- MP-R110**
Baseplate
- R02110**
T-bar baseplate


500mA Drivers

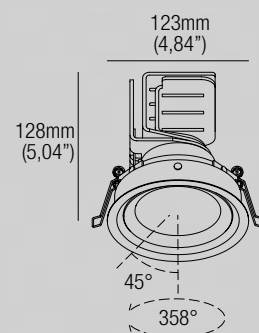
- CCPRO40A-500** (1) IP20
Dimming: PHASE - 0-10V



MINE 30

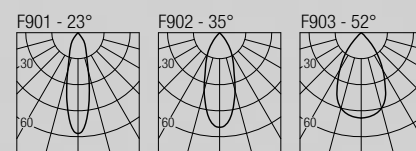
design: Lapo Grassellini

110 mm
4,33" IP20 Class 2  JA8



Adjustable downlight
27W · 700mA (V_i 36V)
CRI98 · 2-Step MacAdam

2700K	2380 lm
3000K	2560 lm
3500K	2645 lm
4000K	2730 lm



Code Construction

MN3 X X 9 X

S	M	W	
23°	35°	52°	
27	30	35	40
2700K	3000K	3500K	4000K
1	5	C	
White	Black	Custom	

Accessories

AT086R02110

Airtight recessed housing for insulated ceiling

IC086R02110

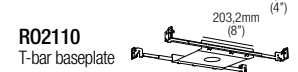
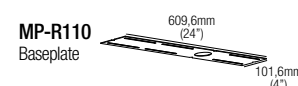
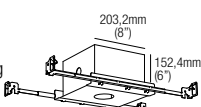
Recessed housing for insulated ceiling

MP-R110

Baseplate

R02110

T-bar baseplate



700mA Drivers

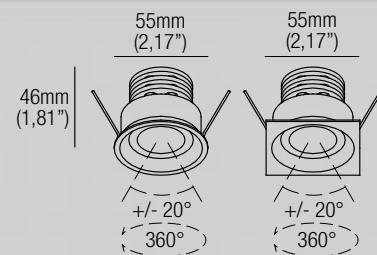
CCPRO40A-700 (1) IP20

Dimming: PHASE - 0-10V

PLEXUS 6

design: Rod&Todd

50 mm
1,97" IP20 Class 2  JA8



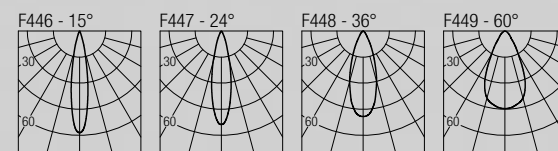
Adjustable downlight

Static White: 4,5W · 500mA (V_i 9V) · Series wiring

Dim to Warm: 4,5W · 250mA (V_i 18V) · Series wiring

CRI98 · 2-Step MacAdam

2400K	434 lm	3500K	586 lm
2700K	553 lm	4000K	579 lm
3000K	579 lm	DW	383 lm



Code Construction

PLX6 X X X X

N	S	M	W	DW
15°	24°	36°	60°	
24	27	30	35	40
2400K	2700K	3000K	3500K	4000K
1	5	C		
White	Black	Custom		
1	2			
Round	Square			

Accessories

AT064R01051

Airtight recessed housing for insulated ceiling

IC064R01051

Recessed housing for insulated ceiling


MP-R051

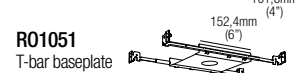
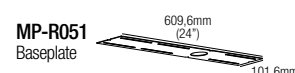
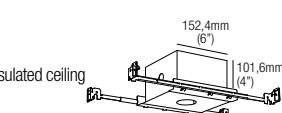
Baseplate

R01051

T-bar baseplate

LH03

Low luminance hex louvre 



Static White - 500mA Drivers

CCPRO10A-500 (1..2) IP20

Dimming: PHASE - 0-10V

CCPRO40A-500 (1..6) IP20

Dimming: PHASE - 0-10V

Dim to Warm - 250mA Drivers

CCPRO10A-250-DW (1..2) IP20

Dimming: PHASE - 0-10V

CCPRO40A-250-DW (1..3) IP20

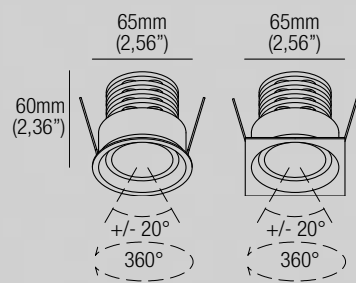
Dimming: PHASE - 0-10V



PLEXUS 10

design: Rod&Todd

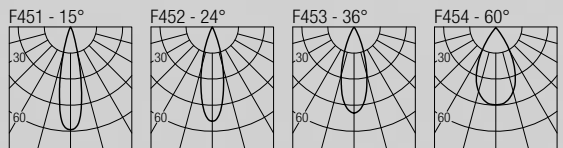
60 mm
2,36" IP20 Class 2  JA8



Adjustable downlight

Static White: 9W · 500mA (V_i 18V) · Series wiring
Dim to Warm: 7,2W · 400mA (V_i 18V) · Series wiring
Tunable White: 9W · 500mA (V_i 18V) · Series wiring
CRI98 · 2-Step MacAdam

2400K	770 lm	4000K	1178 lm
2700K	1125 lm	DW	667 lm
3000K	1180 lm	TW	875 lm
3500K	1195 lm		



Code Construction

PLX1 X X X X

N	S	M	W		
15°	24°	36°	60°		
24	27	30	35	40	DW TW
2400K	2700K	3000K	3500K	4000K	Dim to Warm Tunable White
1 5 C					
White Black Custom					
1 2					
Round Square					

Accessories

AT064R01060

Airtight recessed housing for insulated ceiling

IC064R01060

Recessed housing for insulated ceiling

MP-R060

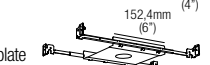
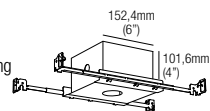
Baseplate

R01060

T-bar baseplate

LH04

Low luminance hex louvre



Static White - 500mA Drivers

CCPR010A-500 (1) IP20

Dimming: PHASE - 0-10V

CCPR040A-500 (1..3) IP20

Dimming: PHASE - 0-10V

Dim to Warm - 400mA Drivers

CCPR010A-400 (1) IP20

Dimming: PHASE - 0-10V

CCPR040A-400 (1..3) IP20

Dimming: PHASE - 0-10V

Tunable White - 500mA Drivers

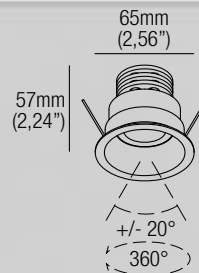
DL0561S1 (1..3) IP20

Dimming: 0-10V

PLEXUS 6 UGR

design: Rod&Todd

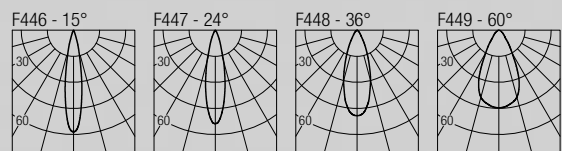
55 mm
2,17" IP20 Class 2  JA8



Adjustable downlight

Static White: 4,5W · 500mA (V_i 9V) · Series wiring
Dim to Warm: 4,5W · 250mA (V_i 18V) · Series wiring
CRI98 · 2-Step MacAdam

2400K	434 lm	3500K	586 lm
2700K	553 lm	4000K	579 lm
3000K	579 lm	DW	383 lm



Code Construction

PLXU6 X X X

N	S	M	W		
15°	24°	36°	60°		
24	27	30	35	40	DW
2400K	2700K	3000K	3500K	4000K	Dim to Warm
1 5 C					
White Black Custom					

Accessories

AT064R01055

Airtight recessed housing for insulated ceiling

IC064R01055

Recessed housing for insulated ceiling

MP-R055

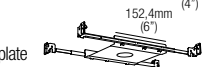
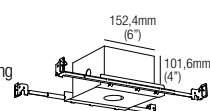
Baseplate

R01055

T-bar baseplate

LH03

Low luminance hex louvre



Static White - 500mA Drivers

CCPR010A-500 (1..2) IP20

Dimming: PHASE - 0-10V

CCPR040A-500 (1..6) IP20

Dimming: PHASE - 0-10V

Dim to Warm - 250mA Drivers

CCPR010A-250-DW (1..2) IP20

Dimming: PHASE - 0-10V

CCPR040A-250-DW (1..3) IP20

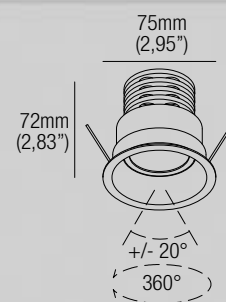
Dimming: PHASE - 0-10V



PLEXUS 10 UGR

design: Rod&Todd

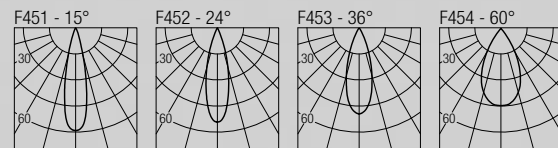
65 mm
2,56" IP20 Class 2  JA8



Adjustable downlight

Static White: 9W · 500mA (V_i 18V) · Series wiring
Dim to Warm: 7,2W · 400mA (V_i 18V) · Series wiring
Tunable White: 9W · 500mA (V_i 18V) · Series wiring
CRI98 · 2-Step MacAdam

2400K	770 lm	4000K	1178 lm
2700K	1125 lm	DW	667 lm
3000K	1180 lm	TW	875 lm
3500K	1195 lm		



Code Construction

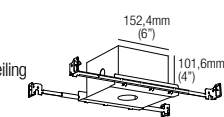
PLXU1 X X X

N	S	M	W			
15°	24°	36°	60°			
24	27	30	35	40	DW	TW
2400K	2700K	3000K	3500K	4000K	Dim to Warm	Tunable White
1	5	C				
White	Black	Custom				

Accessories

AT064R01065
Airtight recessed housing for insulated ceiling

IC064R01065
Recessed housing for insulated ceiling



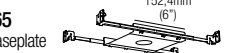
MP-R065

Baseplate



R01065

T-bar baseplate



LH04

Low luminance hex louvre 

Static White - 500mA Drivers

CCPRO10A-500 (1) IP20
Dimming: PHASE - 0-10V

CCPRO40A-500 (1..3) IP20
Dimming: PHASE - 0-10V

Dim to Warm - 400mA Drivers

CCPRO10A-400 (1) IP20
Dimming: PHASE - 0-10V

CCPRO40A-400 (1..3) IP20
Dimming: PHASE - 0-10V

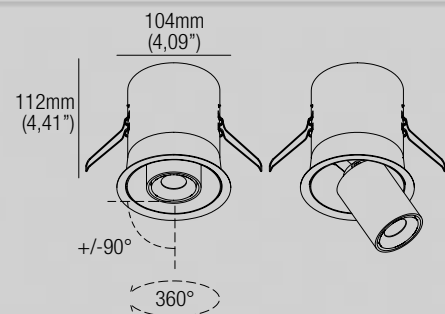
Tunable White - 500mA Drivers

DL0561S1 (1..3) IP20
Dimming: 0-10V

LEDA R10

design: Lapo Grassellini

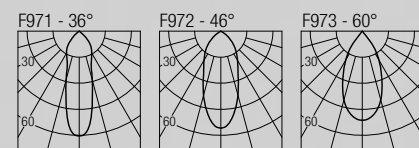
95 mm
3,74" IP20 Class 2 



Adjustable downlight

Static White: 9W · 500mA (V_i 18V) · Series wiring
Dim to Warm: 7,2W · 400mA (V_i 18V) · Series wiring
CRI98 · 2-Step MacAdam

2400K	728 lm	3500K	1130 lm
2700K	1064 lm	4000K	1114 lm
3000K	1116 lm	DW	630 lm



Code Construction

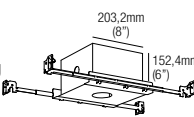
LDR X X 9 X

S	M	W			
36°	46°	60°			
24	27	30	35	40	DW
2400K	2700K	3000K	3500K	4000K	Dim to Warm
1	5	C			
White	Black	Custom			

Accessories

AT086R02095
Airtight recessed housing for insulated ceiling

IC086R02095
Recessed housing for insulated ceiling



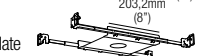
MP-R095

Baseplate



R02095

T-bar baseplate



LH01

Low luminance hex louvre 

Static White - 500mA Drivers

CCPRO10A-500 (1) IP20
Dimming: PHASE - 0-10V

CCPRO40A-500 (1..3) IP20
Dimming: PHASE - 0-10V

Dim to Warm - 400mA Drivers


CCPRO10A-400 (1) IP20
Dimming: PHASE - 0-10V

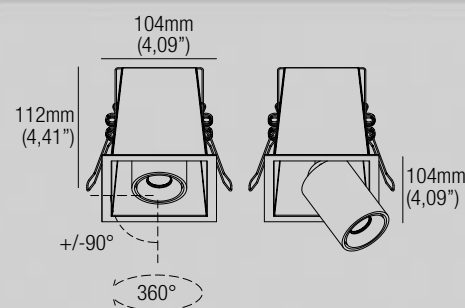
CCPRO40A-400 (1..3) IP20
Dimming: PHASE - 0-10V



LEDA Q10

design: Lapo Grassellini

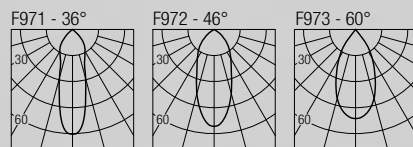
95x95 mm
IP20 Class 2 



Adjustable downlight

Static White: 9W · 500mA (V, 18V) · Series wiring
Dim to Warm: 7,2W · 400mA (V, 18V) · Series wiring
CRI98 · 2-Step MacAdam

2400K	728 lm	3500K	1130 lm
2700K	1064 lm	4000K	1114 lm
3000K	1116 lm	DW	630 lm



Code Construction

LDQ X X 9 X

S	M	W			
36°	46°	60°			
24	27	30	35	40	DW
2400K	2700K	3000K	3500K	4000K	Dim to Warm
1	5	C			
White	Black	Custom			

Accessories

- AT086Q02095**
Airtight recessed housing for insulated ceiling
- IC086Q02095**
Recessed housing for insulated ceiling
- MP-Q095**
Baseplate
- Q02095**
T-bar baseplate
- LH01**
Low luminance hex louvre

Static White - 500mA Drivers

- CCPRO10A-500** (1) IP20
Dimming: PHASE - 0-10V
- CCPRO40A-500** (1..3) IP20
Dimming: PHASE - 0-10V


Dim to Warm - 400mA Drivers

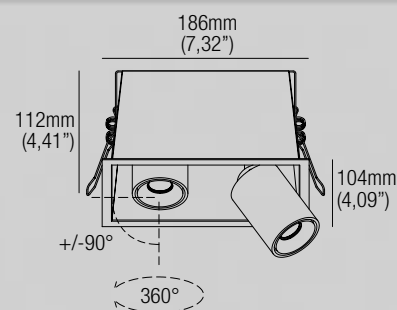
- CCPRO10A-400** (1) IP20
Dimming: PHASE - 0-10V
- CCPRO40A-400** (1..3) IP20
Dimming: PHASE - 0-10V



LEDA QX120

design: Lapo Grassellini

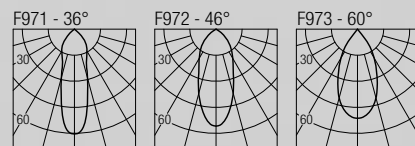
175x95 mm
IP20 Class 2 



Adjustable downlight

Static White: 2x9W · 500mA (V, 2x18V) · Series wiring
Dim to Warm: 2x7,2W · 400mA (V, 2x18V) · Series wiring
CRI98 · 2-Step MacAdam

2400K	1456 lm	3500K	2260 lm
2700K	2128 lm	4000K	2228 lm
3000K	2232 lm	DW	1260 lm



Code Construction

LDQX12 X X 9 X

S	M	W			
36°	46°	60°			
24	27	30	35	40	DW
2400K	2700K	3000K	3500K	4000K	Dim to Warm
1	5	C			
White	Black	Custom			

Accessories

- AT127X03175**
Airtight recessed housing for insulated ceiling
- IC127X03175**
Recessed housing for insulated ceiling
- MP-X175**
Baseplate
- X03175**
T-bar baseplate
- 2xLH01**
Low luminance hex louvre

Static White - 500mA Drivers

- (2x) CCPRO10A-500** (1) IP20
Dimming: PHASE - 0-10V
- CCPRO40A-500** (1) IP20
Dimming: PHASE - 0-10V


Dim to Warm - 400mA Drivers

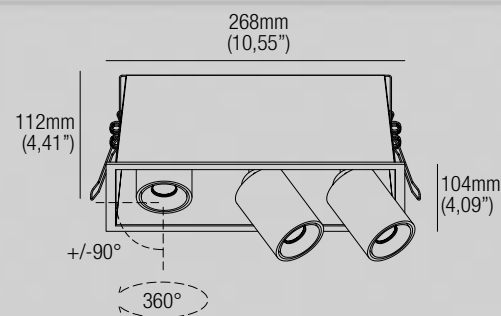
- (2x) CCPRO10A-400** (1) IP20
Dimming: PHASE - 0-10V
- CCPRO40A-400** (1) IP20
Dimming: PHASE - 0-10V



LEDA QX130

design: Lapo Grassellini

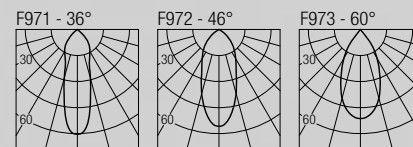
253x95mm
IP20 Class 2 



Adjustable downlight

Static White: 3x9W · 500mA (V_i 3x18V) · Series wiring
Dim to Warm: 3x7,2W · 400mA (V_i 3x18V) · Series wiring
CRI98 · 2-Step MacAdam

2400K	2184 lm	3500K	3390 lm
2700K	3192 lm	4000K	3342 lm
3000K	3348 lm	DW	1890 lm



Code Construction

LDQX13 X X 9 X

S	M	W			
36°	46°	60°			
24	27	30	35	40	DW
2400K	2700K	3000K	3500K	4000K	Dim to Warm
1	5	C			
White	Black	Custom			

Accessories


- AT181X04255**
Airtight recessed housing for insulated ceiling
- IC181X04255**
Recessed housing for insulated ceiling
- MP-X255**
Baseplate
- X04255**
T-bar baseplate
- 3XLH01**
Low luminance hex louvre

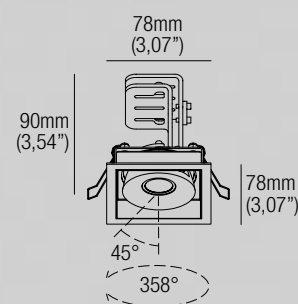
Static White - 500mA Drivers

- (3x) CCPR010A-500** (1) IP20
Dimming: PHASE - 0-10V
- CCPR040A-500** (1) IP20
Dimming: PHASE - 0-10V
- Dim to Warm - 400mA Drivers**
- (3x) CCPR010A-400** (1) IP20
Dimming: PHASE - 0-10V
- CCPR040A-400** (1) IP20
Dimming: PHASE - 0-10V

LOLLO 10

design: Lapo Grassellini

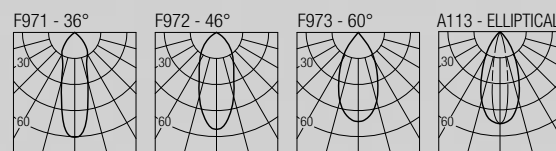
70x70mm
IP20 Class 2  JA8



Adjustable downlight

Static White: 9W · 500mA (V_i 18V) · Series wiring
Dim to Warm: 7,2W · 400mA (V_i 18V) · Series wiring
Tunable White: 9W · 500mA (V_i 18V) · Series wiring
CRI98 · 2-Step MacAdam

2400K	728 lm	4000K	1114 lm
2700K	1064 lm	DW	630 lm
3000K	1116 lm	TW	828 lm
3500K	1130 lm		



Code Construction

LL1 X X 9 X

S	M	W	D		
36°	46°	60°	20x55° (Elliptical)		
24	27	30	35	40	DW TW
2400K	2700K	3000K	3500K	4000K	Dim to Warm Tunable White
1	5	C			
White	Black	Custom			

Accessories

- AT064Q01070**
Airtight recessed housing for insulated ceiling
- IC064Q01070**
Recessed housing for insulated ceiling
- MP-Q070**
Baseplate
- Q01070**
T-bar baseplate
- LH01**
Low luminance hex louvre

Static White - 500mA Drivers

- CCPR010A-500** (1) IP20
Dimming: PHASE - 0-10V
- CCPR040A-500** (1..3) IP20
Dimming: PHASE - 0-10V
- Dim to Warm - 400mA Drivers**
- CCPR010A-400** (1) IP20
Dimming: PHASE - 0-10V
- CCPR040A-400** (1..3) IP20
Dimming: PHASE - 0-10V

Tunable White - 500mA Drivers

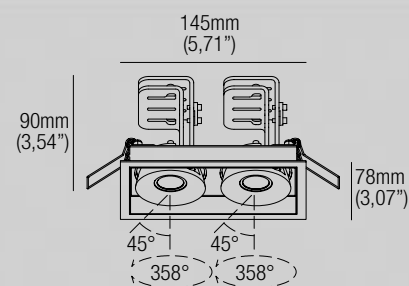
- DL0561S1** (1..3) IP20
Dimming: 0-10V



LOLLO X120

design: Lapo Grassellini

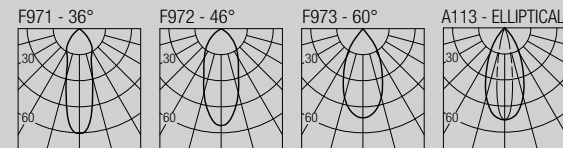
135x70 mm
5,31x2,76" IP20 Class 2 ETL US JA8



Adjustable downlight

Static White: 2x9W · 500mA (V, 2x18V) · Series wiring
Dim to Warm: 2x7,2W · 400mA (V, 2x18V) · Series wiring
Tunable White: 2x9W · 500mA (V, 2x18V) · Series wiring
CRI98 · 2-Step MacAdam

2400K	1456 lm	4000K	2228 lm
2700K	2128 lm	DW	1260 lm
3000K	2232 lm	TW	1656 lm
3500K	2260 lm		



Code Construction

LLX12 X X 9 X

	S	M	W	D		
	36°	46°	60°	20x55° (Elliptical)		
24	27	30	35	40	DW	TW
2400K	2700K	3000K	3500K	4000K	Dim to Warm	Tunable White
1	5	C				
White	Black	Custom				

Accessories

AT086X02135

Airtight recessed housing for insulated ceiling

IC086X02135

Recessed housing for insulated ceiling

MP-X135

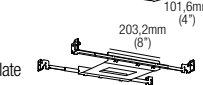
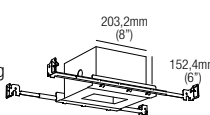
Baseplate

X02135

T-bar baseplate

2xLH01

Low luminance hex louvre



Static White - 500mA Drivers

(2x) CCPR010A-500 (1) IP20

Dimming: PHASE - 0-10V

CCPR040A-500 (1) IP20

Dimming: PHASE - 0-10V

Dim to Warm - 400mA Drivers

(2x) CCPR010A-400 (1) IP20

Dimming: PHASE - 0-10V

CCPR040A-400 (1) IP20

Dimming: PHASE - 0-10V

Tunable White - 500mA Drivers

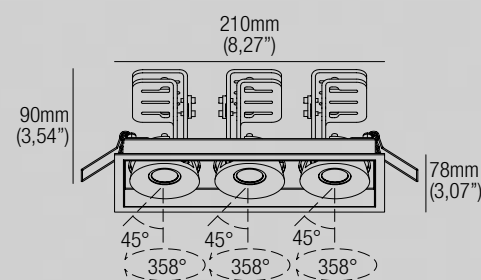
DL0561S1 (1) IP20

Dimming: 0-10V

LOLLO X130

design: Lapo Grassellini

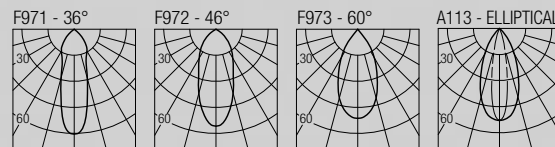
200x70 mm
7,87x2,76" IP20 Class 2 ETL US JA8



Adjustable downlight

Static White: 3x9W · 500mA (V, 3x18V) · Series wiring
Dim to Warm: 3x7,2W · 400mA (V, 3x18V) · Series wiring
Tunable White: 3x9W · 500mA (V, 3x18V) · Series wiring
CRI98 · 2-Step MacAdam

2400K	2184 lm	4000K	3342 lm
2700K	3192 lm	DW	1890 lm
3000K	3348 lm	TW	2484 lm
3500K	3393 lm		



Code Construction

LLX13 X X 9 X

	S	M	W	D		
	36°	46°	60°	20x55° (Elliptical)		
24	27	30	35	40	DW	TW
2400K	2700K	3000K	3500K	4000K	Dim to Warm	Tunable White
1	5	C				
White	Black	Custom				

Accessories

AT127X03200

Airtight recessed housing for insulated ceiling

IC127X03200

Recessed housing for insulated ceiling

MP-X200

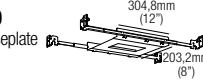
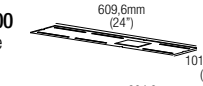
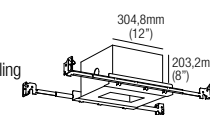
Baseplate

X03200

T-bar baseplate

3xLH01

Low luminance hex louvre



Static White - 500mA Drivers

(3x) CCPR010A-500 (1) IP20

Dimming: PHASE - 0-10V

CCPR040A-500 (1) IP20

Dimming: PHASE - 0-10V

Dim to Warm - 400mA Drivers

(3x) CCPR010A-400 (1) IP20

Dimming: PHASE - 0-10V

CCPR040A-400 (1) IP20

Dimming: PHASE - 0-10V

Tunable White - 500mA Drivers

DL0561S1 (1) IP20

Dimming: 0-10V

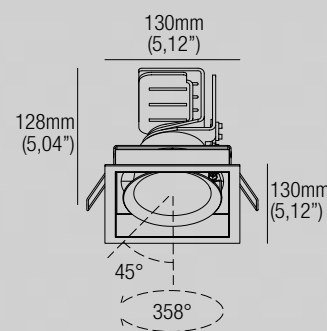


LOLLO 20

design: Lapo Grassellini

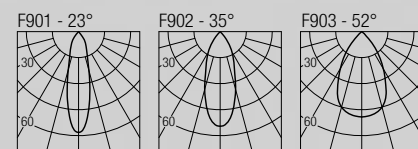
119x115mm

IP20 Class 2  JA8



Adjustable downlight
18W · 500mA (V, 36V)
CRI98 · 2-Step MacAdam

2700K — 1659 lm
3000K — 1752 lm
3500K — 1873 lm
4000K — 1925 lm



Code Construction

LL2 X X 9 X			
	S	M	W
	23°	35°	52°
27	30	35	40
2700K	3000K	3500K	4000K
1	5	C	
White	Black	Custom	

Accessories

AT086Q02115

Airtight recessed housing for insulated ceiling

IC086Q02115

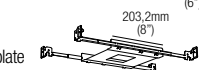
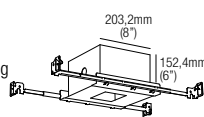
Recessed housing for insulated ceiling

MP-Q115

Baseplate

Q02115

T-bar baseplate



500mA Drivers


CCPR040A-500 (1) IP20

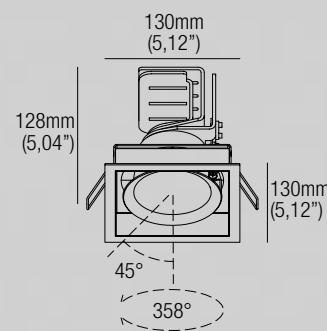
Dimming: PHASE - 0-10V

LOLLO 20

design: Lapo Grassellini

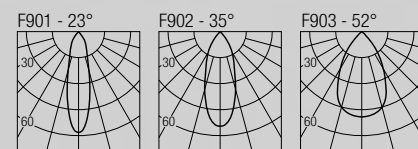
119x115mm

IP20 Class 2  JA8



Adjustable downlight
18W · 500mA (V, 36V)
CRI98 · 2-Step MacAdam

2700K — 1659 lm
3000K — 1752 lm
3500K — 1873 lm
4000K — 1925 lm



Code Construction

LL2 X X 9 X			
	S	M	W
	23°	35°	52°
27	30	35	40
2700K	3000K	3500K	4000K
1	5	C	
White	Black	Custom	

Accessories

AT086Q02115

Airtight recessed housing for insulated ceiling

IC086Q02115

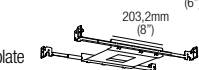
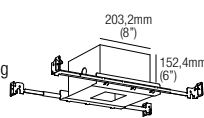
Recessed housing for insulated ceiling

MP-Q115

Baseplate

Q02115

T-bar baseplate



500mA Drivers

CCPR040A-500 (1) IP20

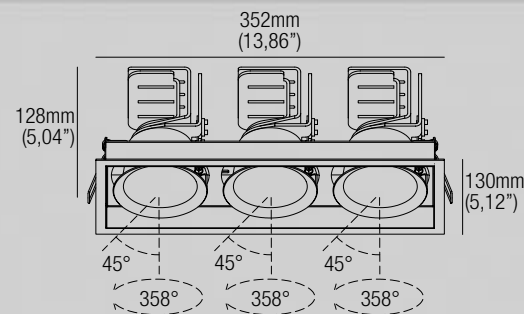
Dimming: PHASE - 0-10V



LOLLO X230

design: Lapo Grassellini

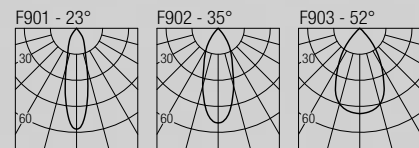
115x340mm
IP20 Class 2



Adjustable downlight

3x18W · 500mA (V, 3x36V)
CRI98 · 2-Step MacAdam

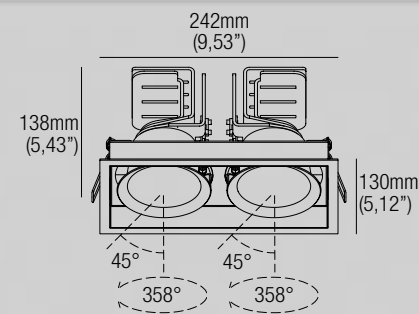
2700K	4977 lm
3000K	5256 lm
3500K	5618 lm
4000K	5775 lm



LOLLO X320

design: Lapo Grassellini

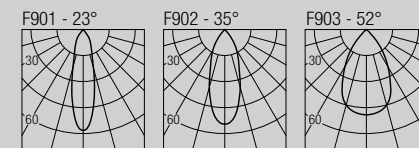
115x230mm
IP20 Class 2



Adjustable downlight

2x27W · 700mA (V, 2x36V)
CRI93 · 2-Step MacAdam

2700K	4760 lm
3000K	5120 lm
3500K	5290 lm
4000K	5460 lm

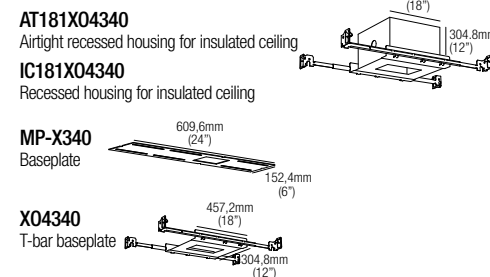


Code Construction

LLX23 X X 9 X

S	M	W	
23°	35°	52°	
27	30	35	40
2700K	3000K	3500K	4000K
1	5	C	
White	Black	Custom	

Accessories



500mA Drivers

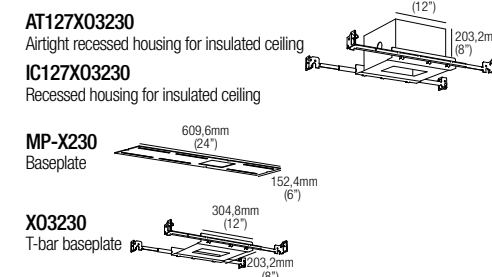
3xCCPRO40A-500 (1) IP20
Dimming: PHASE - 0-10V

Code Construction

LLX32 X X 9 X

S	M	W	
23°	35°	52°	
27	30	35	40
2700K	3000K	3500K	4000K
1	5	C	
White	Black	Custom	

Accessories



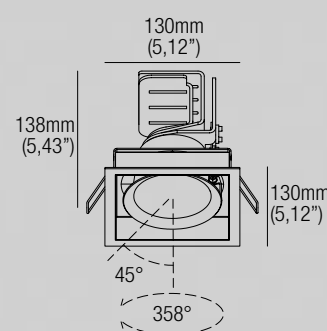
700mA Drivers

(2x) CCPR040A-700 (1) IP20
Dimming: PHASE - 0-10V

LOLLO 30

design: Lapo Grassellini

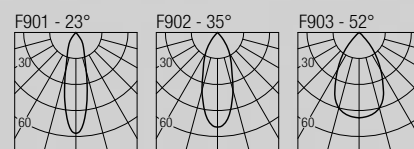
115x115mm
IP20 Class 2



Adjustable downlight

27W · 700mA (V, 36V)
CRI98 · 2-Step MacAdam

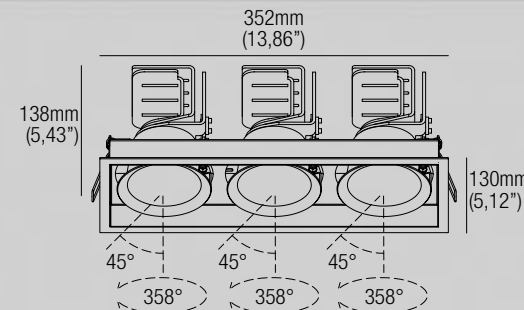
2700K	2380 lm
3000K	2560 lm
3500K	2645 lm
4000K	2730 lm



LOLLO X330

design: Lapo Grassellini

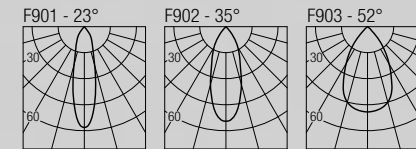
115x340mm
IP20 Class 2



Adjustable downlight

3x27W · 700mA (V, 3x36V)
CRI93 · 2-Step MacAdam

2700K	7140 lm
3000K	7680 lm
3500K	7935 lm
4000K	8190 lm

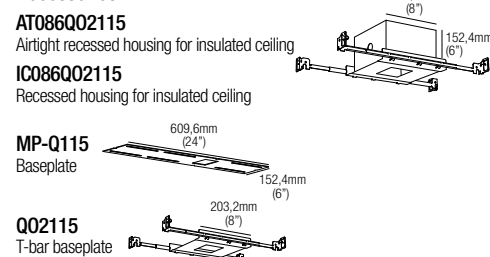


Code Construction

LL3 X X 9 X

S	M	W	
23°	35°	52°	
27	30	35	40
2700K	3000K	3500K	4000K
1	5	C	
White	Black	Custom	

Accessories



700mA Drivers

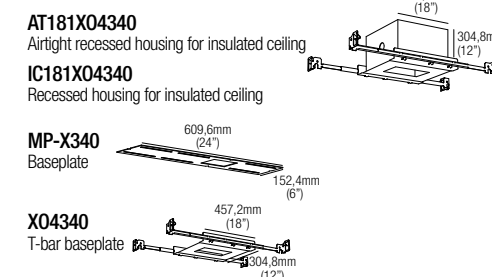
CCPR040A-700 (1) IP20
Dimming: PHASE - 0-10V

Code Construction

LLX33 X X 9 X

S	M	W	
23°	35°	52°	
27	30	35	40
2700K	3000K	3500K	4000K
1	5	C	
White	Black	Custom	

Accessories




700mA Drivers

(3x) CCPR040A-700 (1) IP20
Dimming: PHASE - 0-10V

BEAN

design: Roberto Mantovani

30 mm
1,18" IP67 Class 2 

Steplight
1W · 350mA (V_i 2,9V) · Series wiring
CRI90 · 3-Step MacAdam



2700K	128 lm
3000K	133 lm
3500K	146 lm
4000K	154 lm



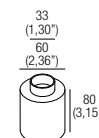

Code Construction

EA1 X X

B	N	Z	C
White	Black	INOX AISI 316L	Custom
27	30	35	40
2700K	3000K	3500K	4000K

Accessories

CS1006
Recessing box




350mA Drivers

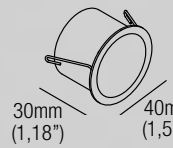
- CCPRO10A-350** (1..9) IP20
Dimming: PHASE - 0-10V
- CCPRO40A-350** (1..18) IP20
Dimming: PHASE - 0-10V

BIRDIE

design: Jude Allen

35 mm
1,38" IP20 Class 2 

Steplight
1W · 350mA (V_i 2,9V) · Series wiring
CRI98 · 2-Step MacAdam



2700K	128 lm
3000K	133 lm
3500K	146 lm
4000K	154 lm




Code Construction

BDE X X

27	30	35	40
2700K	3000K	3500K	4000K
1	5	C	
White	Black	Custom	


350mA Drivers

- CCPRO10A-350** (1..9) IP20
Dimming: PHASE - 0-10V
- CCPRO40A-350** (1..18) IP20
Dimming: PHASE - 0-10V



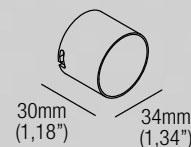
BIRDIE TRIMLESS

design: Jude Allen

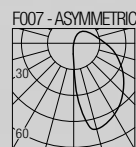
IP20 Class 2 

Trimless steplight

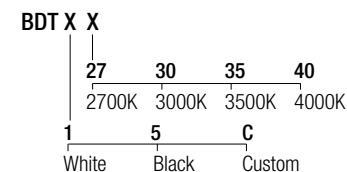
1W · 350mA (V_i 2,9V) · Series wiring
CRI98 · 2-Step MacAdam



2700K	128 lm
3000K	133 lm
3500K	146 lm
4000K	154 lm



Code Construction



Accessories





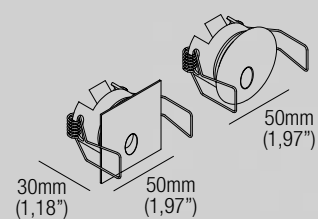
350mA Drivers

CCPR010A-350 (1..9) IP20
Dimming: PHASE - 0-10V
CCPR040A-350 (1..18) IP20
Dimming: PHASE - 0-10V

UMA

design: Roberto Mantovani

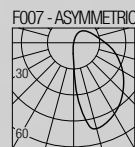
 IP20 Class 2 



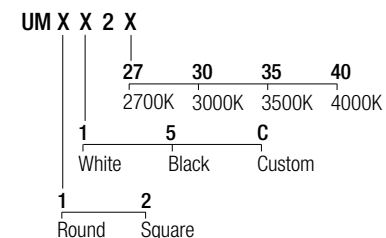
Steplight

1W · 350mA (V_i 2,9V) · Series wiring
CRI90 · 3-Step MacAdam

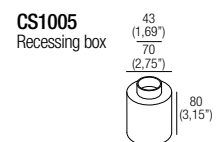
2700K	81 lm
3000K	81 lm
3500K	100 lm
4000K	107 lm



Code Construction



Accessories - Accessori



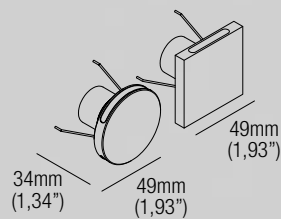
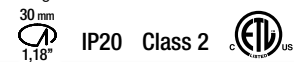
350mA Drivers

CCPR010A-350 (1..9) IP20
Dimming: PHASE - 0-10V
CCPR040A-350 (1..18) IP20
Dimming: PHASE - 0-10V



BANG

design: Roberto Mantovani



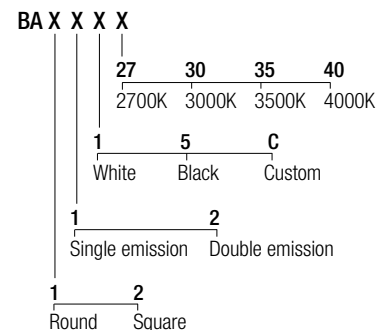
Steplight

1,5W · 500mA (V, 2,9V) · Series wiring
CRI90 · 3-Step MacAdam

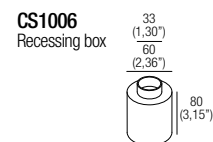
2700K	128 lm
3000K	133 lm
3500K	146 lm
4000K	154 lm



Code Construction



Accessories



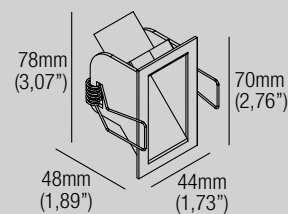

500mA Drivers

CCPRO10A-500 (1..6) IP20
Dimming: PHASE - 0-10V

CCPRO40A-500 (1..18) IP20
Dimming: PHASE - 0-10V

DAGO 2

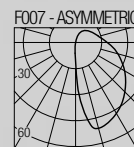
design: Roberto Mantovani



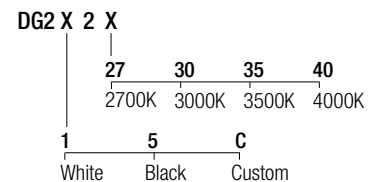
Steplight

1,5W · 500mA (V, 2,9V) · Series wiring
CRI90 · 3-Step MacAdam

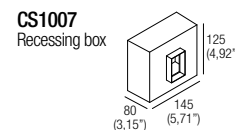
2700K	128 lm
3000K	133 lm
3500K	146 lm
4000K	154 lm



Code Construction



Accessories



500mA Drivers

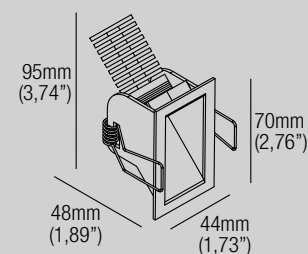

CCPRO10A-500 (1..6) IP20
Dimming: PHASE - 0-10V

CCPRO40A-500 (1..18) IP20
Dimming: PHASE - 0-10V



DAGO 6

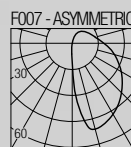
design: Roberto Mantovani



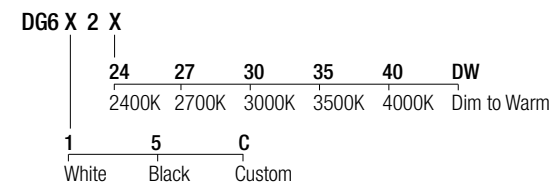
Steplight

Static White: 4,5W · 500mA (V, 9V) · Series wiring
 Dim to Warm: 4,5W · 250mA (V, 18V) · Series wiring
 CRI98 · 2-Step MacAdam

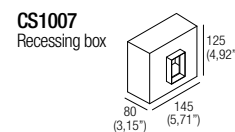
2400K	406 lm	3500K	548 lm
2700K	517 lm	4000K	541 lm
3000K	541 lm	DW	358 lm



Code Construction



Accessories



Static White - 500mA Drivers

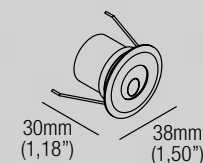
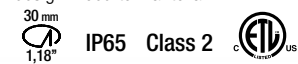
CCPRO10A-500 (1..2) IP20
 Dimming: PHASE - 0-10V
CCPRO40A-500 (1..6) IP20
 Dimming: PHASE - 0-10V

Dim to Warm - 250mA Drivers

CCPRO10A-250-DW (1..2) IP20
 Dimming: PHASE - 0-10V
CCPRO40A-250-DW (1..3) IP20
 Dimming: PHASE - 0-10V

SOREL

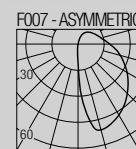
design: Roberto Mantovani



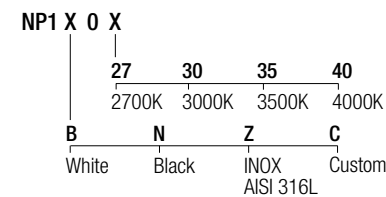
Steplight

1,5W · 500mA (V, 2,9V) · Series wiring
 CRI85 · 3-Step MacAdam

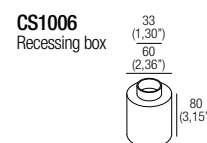
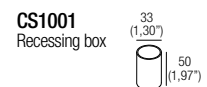
2700K	128 lm	500mA
3000K	133 lm	
3500K	146 lm	
4000K	154 lm	



Code Construction

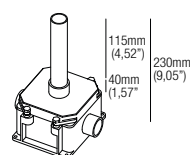


Accessories




CS1006.CPW

Concrete pour housing for wall




500mA Drivers

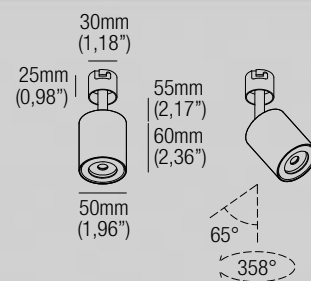
CCPRO10A-500 (1..6) IP20
 Dimming: PHASE - 0-10V
CCPRO40A-500 (1..18) IP20
 Dimming: PHASE - 0-10V



AIMEE T6

design: Jude Allen

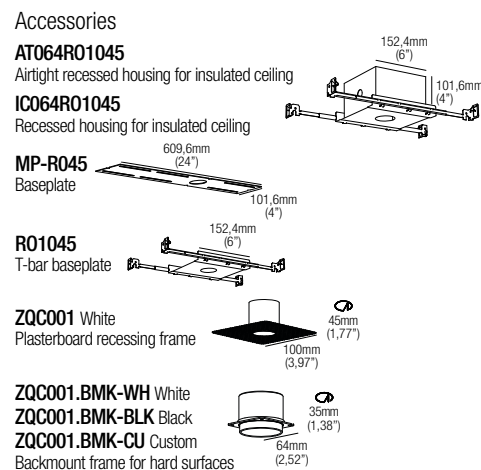
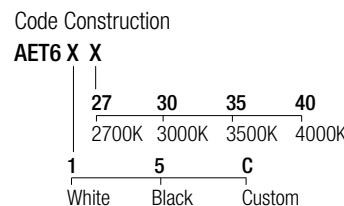
IP20 Class 2 



Trimless projector
 4,5W · 500mA (V,9V) · Series wiring
 CRI98 · 2-Step MacAdam

2700K	526 lm
3000K	550 lm
3500K	557 lm
4000K	550 lm

F613 - ADJ 15-55°



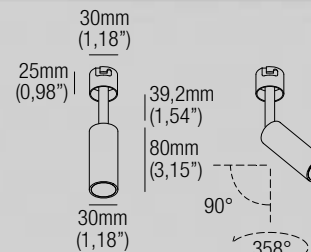
500mA Drivers

- CCPRO10A-500** (1..2) IP20
Dimming: PHASE - 0-10V
- CCPRO40A-500** (1..6) IP20
Dimming: PHASE - 0-10V

ELIA T6

design: Jude Allen

IP20 Class 2 

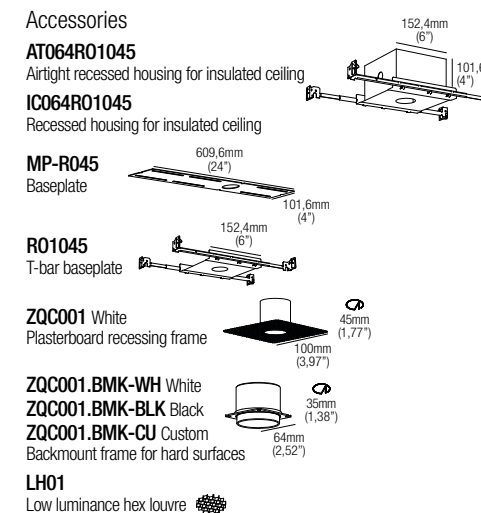



Trimless projector
 Static White: 4,5W · 500mA (V,9V) · Series wiring
 Dim to Warm: 4,5W · 250mA (V,18V) · Series wiring
 CRI98 · 2-Step MacAdam

2400K	406 lm
2700K	517 lm
3000K	541 lm

3500K	548 lm
4000K	541 lm
DW	358 lm

F002 - 25° F409 - 45°



Static White - 500mA Drivers

- CCPRO10A-500** (1..2) IP20
Dimming: PHASE - 0-10V
- CCPRO40A-500** (1..6) IP20
Dimming: PHASE - 0-10V

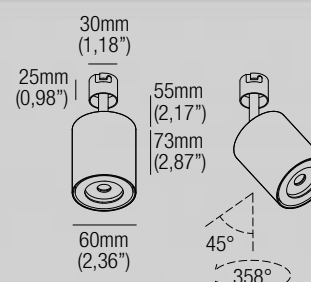
Dim to Warm - 250mA Drivers

- CCPRO10A-250-DW** (1..2) IP20
Dimming: PHASE - 0-10V
- CCPRO40A-250-DW** (1..3) IP20
Dimming: PHASE - 0-10V

AIMEE T10

design: Jude Allen

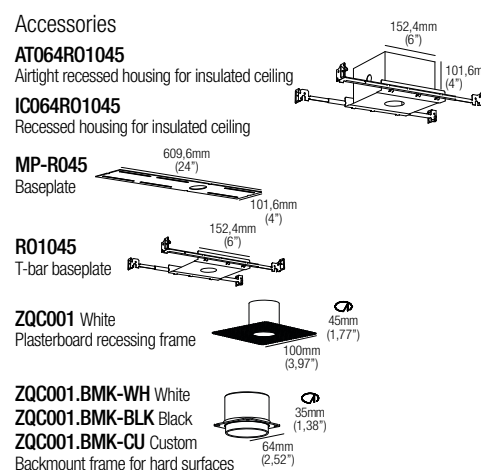
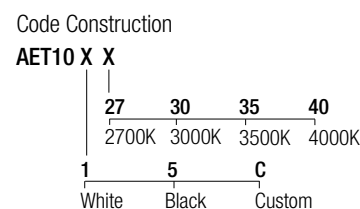
IP20 Class 2 



Trimless projector
 9W · 500mA (V,18V) · Series wiring
 CRI98 · 2-Step MacAdam

2700K	1069 lm
3000K	1121 lm
3500K	1135 lm
4000K	1119 lm

F614 - ADJ 15-55°




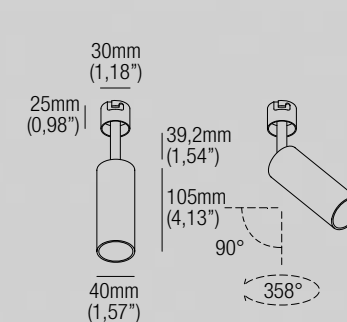
500mA Drivers

- CCPRO10A-500** (1) IP20
Dimming: PHASE - 0-10V
- CCPRO40A-500** (1..3) IP20
Dimming: PHASE - 0-10V

ELIA T10

design: Jude Allen

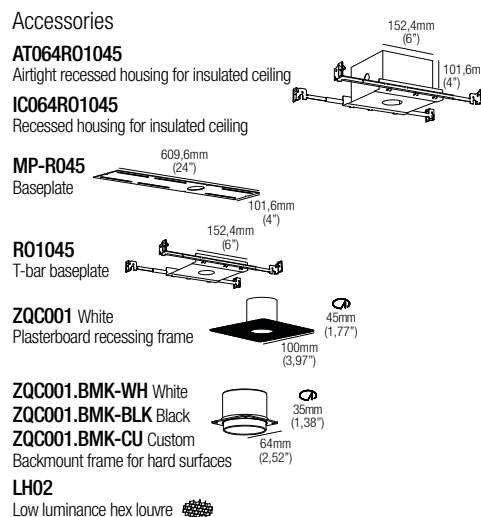
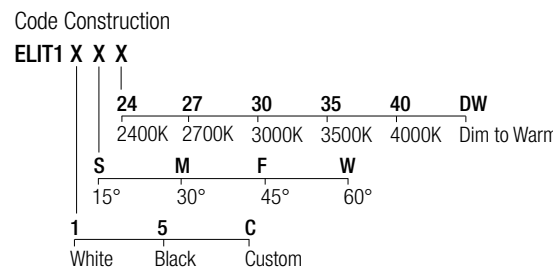
IP20 Class 2 



Trimless projector
 Static White: 9W · 500mA (V,18V) · Series wiring
 Dim to Warm: 7,2W · 400mA (V,18V) · Series wiring
 CRI98 · 2-Step MacAdam

2400K	744 lm
2700K	1088 lm
3000K	1142 lm
3500K	1156 lm
4000K	1139 lm
DW	645 lm

F451 - 15° F402 - 30° F409 - 45° F973 - 60°



Static White - 500mA Drivers

- CCPRO10A-500** (1) IP20
Dimming: PHASE - 0-10V
- CCPRO40A-500** (1..3) IP20
Dimming: PHASE - 0-10V

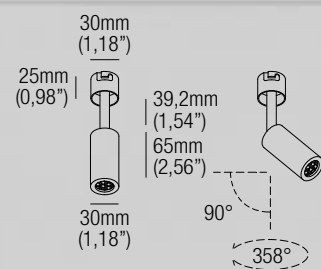
Dim to Warm - 400mA Drivers

- CCPRO10A-400** (1) IP20
Dimming: PHASE - 0-10V
- CCPRO40A-400** (1..3) IP20
Dimming: PHASE - 0-10V

ELIJAH T6

design: Jude Allen

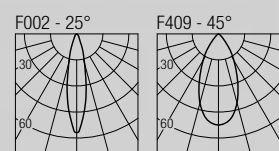
IP20 Class 2 



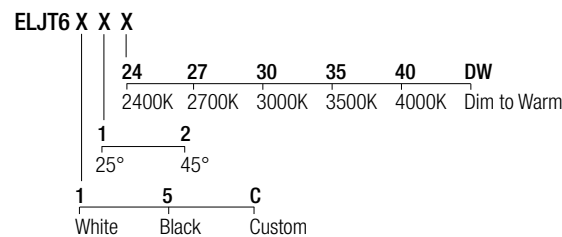
Trimless projector

Static White: 4,5W · 500mA (V_i 9V) · Series wiring
 Dim to Warm: 4,5W · 250mA (V_i 18V) · Series wiring
 CRI98 · 2-Step MacAdam

2400K	406 lm	3500K	548 lm
2700K	517 lm	4000K	541 lm
3000K	541 lm	DW	358 lm



Code Construction



Accessories

- AT064R01045**
Airtight recessed housing for insulated ceiling
- IC064R01045**
Recessed housing for insulated ceiling
- MP-R045**
Baseplate
- RO1045**
T-bar baseplate
- ZQC001 White**
Plasterboard recessing frame
- ZQC001.BMK-WH White**
ZQC001.BMK-BLK Black
ZQC001.BMK-CU Custom
Backmount frame for hard surfaces

Static White - 500mA Drivers


- CCPRO10A-500** (1..2) IP20
Dimming: PHASE - 0-10V
- CCPRO40A-500** (1..6) IP20
Dimming: PHASE - 0-10V

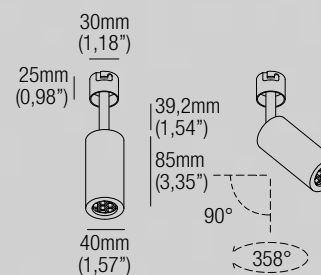
Dim to Warm - 250mA Drivers

- CCPRO10A-250-DW** (1..2) IP20
Dimming: PHASE - 0-10V
- CCPRO40A-250-DW** (1..3) IP20
Dimming: PHASE - 0-10V

ELIJAH T10

design: Jude Allen

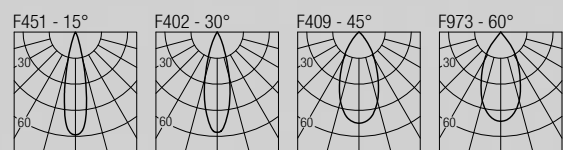
IP20 Class 2 



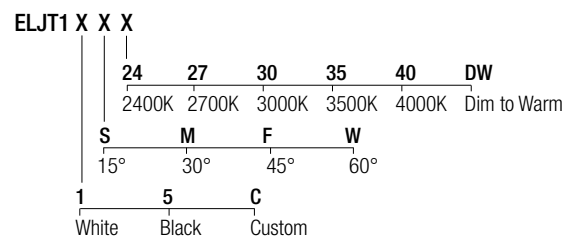
Trimless projector

Static White: 9W · 500mA (V_i 18V) · Series wiring
 Dim to Warm: 7,2W · 400mA (V_i 18V) · Series wiring
 CRI98 · 2-Step MacAdam

2400K	744 lm	F451 - 15°
2700K	1088 lm	F402 - 30°
3000K	1142 lm	F409 - 45°
3500K	1156 lm	F973 - 60°
4000K	1139 lm	F984 - Wall Washer
DW	645 lm	



Code Construction



Accessories

- AT064R01045**
Airtight recessed housing for insulated ceiling
- IC064R01045**
Recessed housing for insulated ceiling
- MP-R045**
Baseplate
- RO1045**
T-bar baseplate
- ZQC001 White**
Plasterboard recessing frame
- ZQC001.BMK-WH White**
ZQC001.BMK-BLK Black
ZQC001.BMK-CU Custom
Backmount frame for hard surfaces

Static White - 500mA Drivers

- CCPRO10A-500** (1) IP20
Dimming: PHASE - 0-10V
- CCPRO40A-500** (1..3) IP20
Dimming: PHASE - 0-10V

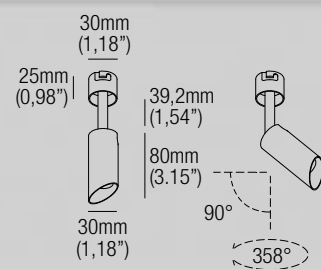
Dim to Warm - 400mA Drivers

- CCPRO10A-400** (1) IP20
Dimming: PHASE - 0-10V
- CCPRO40A-400** (1..3) IP20
Dimming: PHASE - 0-10V

ELO T6

design: Jude Allen

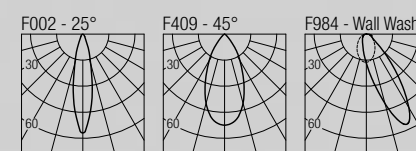
IP20 Class 2 



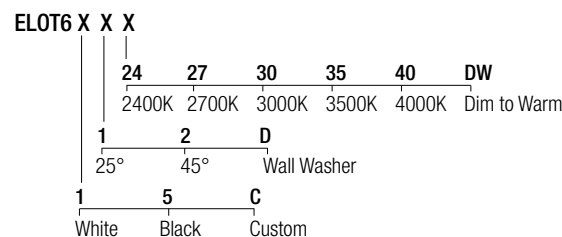
Trimless projector

Static White: 4,5W · 500mA (V_i 9V) · Series wiring
 Dim to Warm: 4,5W · 250mA (V_i 18V) · Series wiring
 CRI98 · 2-Step MacAdam

2400K	406 lm	3500K	548 lm
2700K	517 lm	4000K	541 lm
3000K	541 lm	DW	358 lm



Code Construction



Accessories

- AT064R01045**
Airtight recessed housing for insulated ceiling
- IC064R01045**
Recessed housing for insulated ceiling
- MP-R045**
Baseplate
- RO1045**
T-bar baseplate
- ZQC001 White**
Plasterboard recessing frame
- ZQC001.BMK-WH White**
ZQC001.BMK-BLK Black
ZQC001.BMK-CU Custom
Backmount frame for hard surfaces

Static White - 500mA Drivers


- CCPRO10A-500** (1..2) IP20
Dimming: PHASE - 0-10V
- CCPRO40A-500** (1..6) IP20
Dimming: PHASE - 0-10V

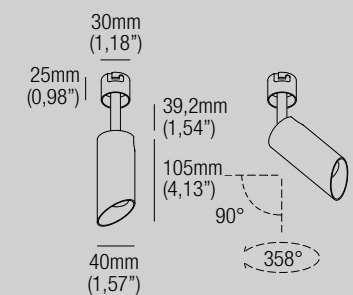
Dim to Warm - 250mA Drivers

- CCPRO10A-250-DW** (1..2) IP20
Dimming: PHASE - 0-10V
- CCPRO40A-250-DW** (1..3) IP20
Dimming: PHASE - 0-10V

ELO T10

design: Jude Allen

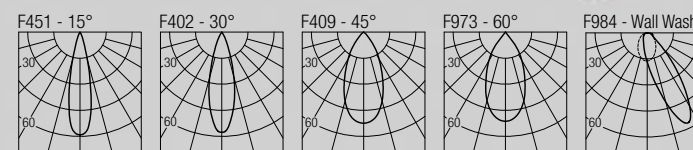
IP20 Class 2 



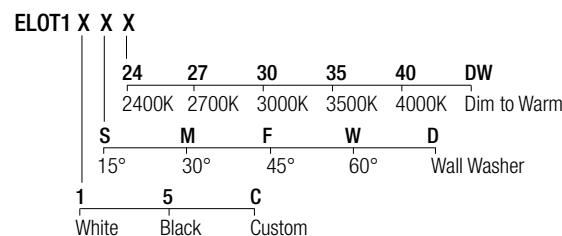
Trimless projector

Static White: 9W · 500mA (V_i 18V) · Series wiring
 Dim to Warm: 7,2W · 400mA (V_i 18V) · Series wiring
 CRI98 · 2-Step MacAdam

2400K	744 lm	F451 - 15°
2700K	1088 lm	F402 - 30°
3000K	1142 lm	F409 - 45°
3500K	1156 lm	F973 - 60°
4000K	1139 lm	F984 - Wall Washer
DW	645 lm	



Code Construction



Accessories

- AT064R01045**
Airtight recessed housing for insulated ceiling
- IC064R01045**
Recessed housing for insulated ceiling
- MP-R045**
Baseplate
- RO1045**
T-bar baseplate
- ZQC001 White**
Plasterboard recessing frame
- ZQC001.BMK-WH White**
ZQC001.BMK-BLK Black
ZQC001.BMK-CU Custom
Backmount frame for hard surfaces

Static White - 500mA Drivers


- CCPRO10A-500** (1) IP20
Dimming: PHASE - 0-10V
- CCPRO40A-500** (1..3) IP20
Dimming: PHASE - 0-10V

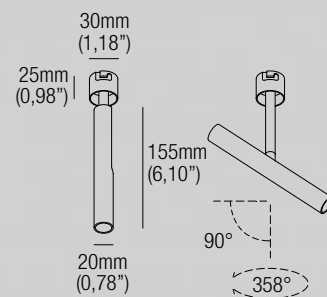
Dim to Warm - 400mA Drivers

- CCPRO10A-400** (1) IP20
Dimming: PHASE - 0-10V
- CCPRO40A-400** (1..3) IP20
Dimming: PHASE - 0-10V

JOS T2

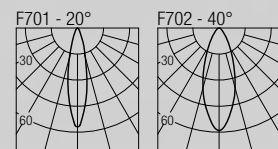
design: Roberto Mantovani

IP20 Class 2 

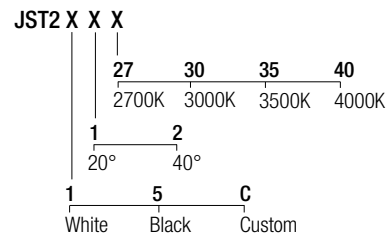


Trimless projector
1,5W · 500mA (V, 2,9V) · Series wiring
CRI90 · 3-Step MacAdam

500mA	
2700K	128 lm
3000K	133 lm
3500K	146 lm
4000K	154 lm



Code Construction



Accessories

AT064R01045
Airtight recessed housing for insulated ceiling

IC064R01045
Recessed housing for insulated ceiling

MP-R045
Baseplate

R01045
T-bar baseplate

ZQC001 White
Plasterboard recessing frame

ZQC001.BMK-WH White
ZQC001.BMK-BLK Black
ZQC001.BMK-CU Custom
Backmount frame for hard surfaces

L001
Low luminance hex louvre


500mA Drivers

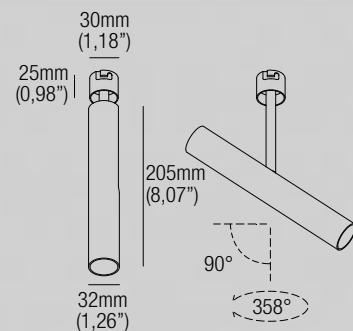
CCPR010A-500 (1..6) IP20
Dimming: PHASE - 0-10V

CCPR040A-500 (1..18) IP20
Dimming: PHASE - 0-10V

JOS T6

design: Roberto Mantovani


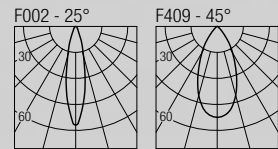
IP20 Class 2 



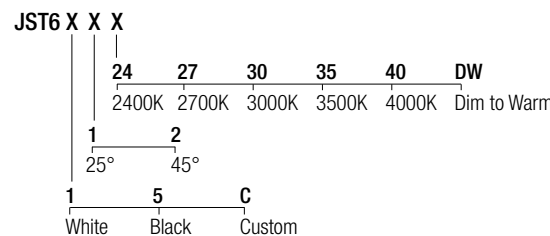
Trimless projector
Static White: 4,5W · 500mA (V, 9V) · Series wiring
Dim to Warm: 4,5W · 250mA (V, 18V) · Series wiring
CRI98 · 2-Step MacAdam

2400K	406 lm
2700K	517 lm
3000K	541 lm

3500K	548 lm
4000K	541 lm
DW	358 lm



Code Construction



Accessories

AT064R01045
Airtight recessed housing for insulated ceiling

IC064R01045
Recessed housing for insulated ceiling

MP-R045
Baseplate

R01045
T-bar baseplate

ZQC001 White
Plasterboard recessing frame

ZQC001.BMK-WH White
ZQC001.BMK-BLK Black
ZQC001.BMK-CU Custom
Backmount frame for hard surfaces

LJ02 (White) - **LJ02B** (Black)
Low luminance hex louvre

Static White - 500mA Drivers

CCPR010A-500 (1..2) IP20
Dimming: PHASE - 0-10V

CCPR040A-500 (1..6) IP20
Dimming: PHASE - 0-10V

Dim to Warm - 250mA Drivers

CCPR010A-250-DW (1..2) IP20
Dimming: PHASE - 0-10V

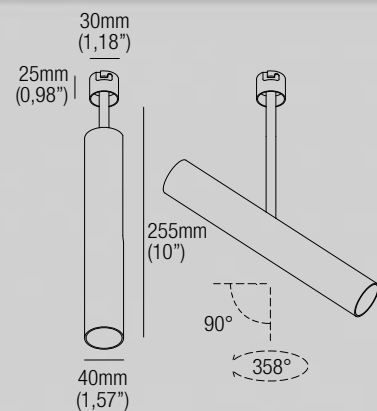
CCPR040A-250-DW (1..3) IP20
Dimming: PHASE - 0-10V



JOS T10

design: Roberto Mantovani

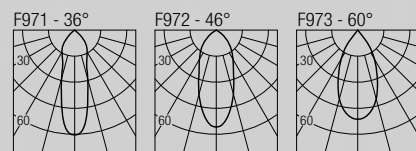
IP20 Class 2 



Trimless projector


Static White: 9W · 500mA (V_i 18V) · Series wiring
Dim to Warm: 7,2W · 400mA (V_i 18V) · Series wiring
CRI98 · 2-Step MacAdam

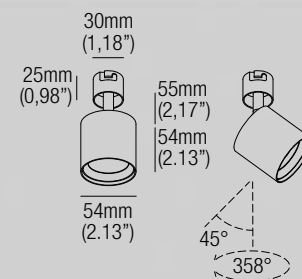
2400K	728 lm
2700K	1064 lm
3000K	1116 lm
3500K	1130 lm
4000K	1114 lm
DW	630 lm



TEDDY T10

design: Jude Allen

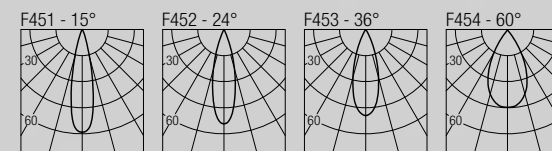
IP20 Class 2 



Trimless projector

Static White: 9W · 500mA (V_i 18V) · Series wiring
Dim to Warm: 7,2W · 400mA (V_i 18V) · Series wiring
CRI98 · 2-Step MacAdam

2400K	770 lm
2700K	1125 lm
3000K	1180 lm
3500K	1195 lm
4000K	1178 lm
DW	667 lm



Code Construction

JST1 X X X

S	M	W			
36°	46°	60°			
24	27	30	35	40	DW
2400K	2700K	3000K	3500K	4000K	Dim to Warm
1	5	C			
White	Black	Custom			

Accessories

- AT064R01045**
Airtight recessed housing for insulated ceiling
- IC064R01045**
Recessed housing for insulated ceiling
- MP-R045**
Baseplate
- RO1045**
T-bar baseplate
- ZQC001** White
Plasterboard recessing frame
- ZQC001.BMK-WH** White
ZQC001.BMK-BLK Black
ZQC001.BMK-CU Custom
Backmount frame for hard surfaces
- LJ01** (White) - **LJ01B** (Black)
Low luminance hex louvre

Static White - 500mA Drivers

- CCPRO10A-500** (1) IP20
Dimming: PHASE - 0-10V
- CCPRO40A-500** (1..3) IP20
Dimming: PHASE - 0-10V

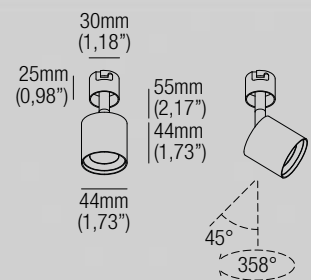
Dim to Warm - 400mA Drivers

- CCPRO10A-400** (1) IP20
Dimming: PHASE - 0-10V
- CCPRO40A-400** (1..3) IP20
Dimming: PHASE - 0-10V

TEDDY T6

design: Jude Allen

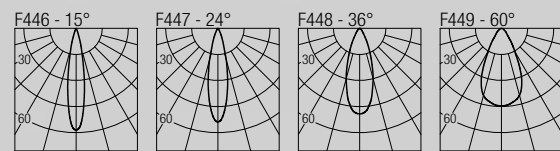
IP20 Class 2 



Trimless projector

Static White: 4,5W · 500mA (V_i 9V) · Series wiring
Dim to Warm: 4,5W · 250mA (V_i 18V) · Series wiring
CRI98 · 2-Step MacAdam

2400K	434 lm	3500K	586 lm
2700K	553 lm	4000K	579 lm
3000K	579 lm	DW	383 lm



Code Construction

TYT1 X X X

24	27	30	35	40	DW
2400K	2700K	3000K	3500K	4000K	Dim to Warm
1	2	3	4		
15°	24°	36°	60°		
1	5	C			
White	Black	Custom			

Accessories

- AT064R01045**
Airtight recessed housing for insulated ceiling
- IC064R01045**
Recessed housing for insulated ceiling
- MP-R045**
Baseplate
- RO1045**
T-bar baseplate
- ZQC001** White
Plasterboard recessing frame
- ZQC001.BMK-WH** White
ZQC001.BMK-BLK Black
ZQC001.BMK-CU Custom
Backmount frame for hard surfaces
- LH04**
Low luminance hex louvre
- GEL45**
Colour corrective poly gel, consult with factory
- OPT4515** 15°
OPT4524 24°
OPT4536 36°
OPT4560 60°
Field changeable optic

Static White - 500mA Drivers

- CCPRO10A-500** (1) IP20
Dimming: PHASE - 0-10V
- CCPRO40A-500** (1..3) IP20
Dimming: PHASE - 0-10V

Dim to Warm - 400mA Drivers

- CCPRO10A-400** (1) IP20
Dimming: PHASE - 0-10V
- CCPRO40A-400** (1..3) IP20
Dimming: PHASE - 0-10V

Code Construction

TYT6 X X X

24	27	30	35	40	DW
2400K	2700K	3000K	3500K	4000K	Dim to Warm
1	2	3	4		
15°	24°	36°	60°		
1	5	C			
White	Black	Custom			

Accessories

- AT064R01045**
Airtight recessed housing for insulated ceiling
- IC064R01045**
Recessed housing for insulated ceiling
- MP-R045**
Baseplate
- RO1045**
T-bar baseplate
- ZQC001** White
Plasterboard recessing frame
- ZQC001.BMK-WH** White
ZQC001.BMK-BLK Black
ZQC001.BMK-CU Custom
Backmount frame for hard surfaces
- LH03**
Low luminance hex louvre

Static White - 500mA Drivers

- CCPRO10A-500** (1..2) IP20
Dimming: PHASE - 0-10V
- CCPRO40A-500** (1..6) IP20
Dimming: PHASE - 0-10V

Dim to Warm - 250mA Drivers

- CCPRO10A-250-DW** (1..2) IP20
Dimming: PHASE - 0-10V
- CCPRO40A-250-DW** (1..3) IP20
Dimming: PHASE - 0-10V

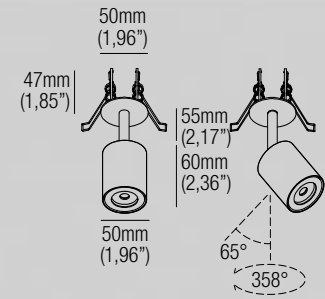
GEL35

Colour corrective poly gel, consult with factory

- OPT3515** 15°
- OPT3524** 24°
- OPT3536** 36°
- OPT3560** 60°
Field changeable optic

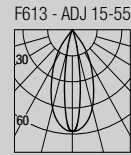
AIMEE R6

design: Jude Allen

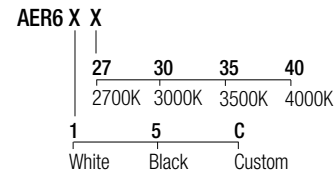


Semi-recessed projector
4,5W · 500mA (V_i 9V) · Series wiring
CRI98 · 2-Step MacAdam

2700K	526 lm
3000K	550 lm
3500K	557 lm
4000K	550 lm



Code Construction



Accessories

AT064R01045

Airtight recessed housing for insulated ceiling

IC064R01045

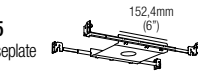
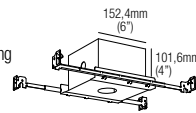
Recessed housing for insulated ceiling

MP-R045

Baseplate

R01045

T-bar baseplate



500mA Drivers

CCPR010A-500 (1..2) IP20

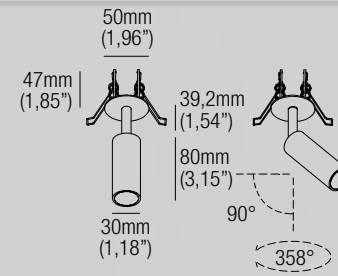

Dimming: PHASE - 0-10V

CCPR040A-500 (1..6) IP20

Dimming: PHASE - 0-10V

ELIA R6

design: Jude Allen

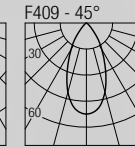
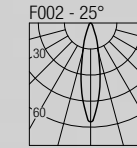


Semi-recessed projector

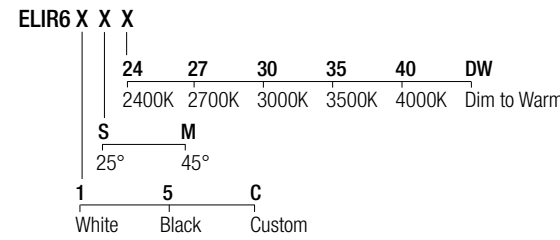
Static White: 4,5W · 500mA (V_i 9V) · Series wiring
Dim to Warm: 4,5W · 250mA (V_i 18V) · Series wiring
CRI98 · 2-Step MacAdam

2400K	406 lm
2700K	517 lm
3000K	541 lm

3500K	548 lm
4000K	541 lm
DW	358 lm



Code Construction



Accessories

AT064R01040

Airtight recessed housing for insulated ceiling

IC064R01040

Recessed housing for insulated ceiling

MP-R040

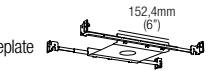
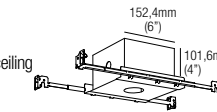
Baseplate

R01040

T-bar baseplate

LH01

Low luminance hex louvre



Static White - 500mA Drivers

CCPR010A-500 (1..2) IP20

Dimming: PHASE - 0-10V

CCPR040A-500 (1..6) IP20

Dimming: PHASE - 0-10V

Dim to Warm - 250mA Drivers

CCPR010A-250-DW (1..2) IP20

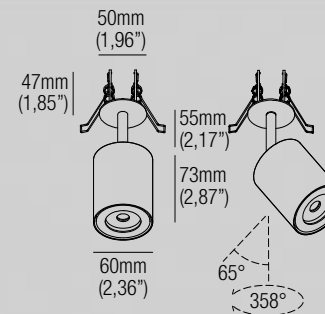
Dimming: PHASE - 0-10V

CCPR040A-250-DW (1..3) IP20

Dimming: PHASE - 0-10V

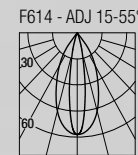
AIMEE R10

design: Jude Allen

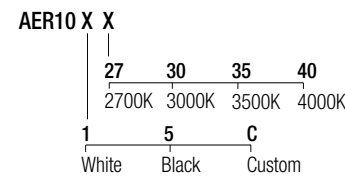


Semi-recessed projector
9W · 500mA (V_i 18V) · Series wiring
CRI98 · 2-Step MacAdam

2700K	1069 lm
3000K	1121 lm
3500K	1135 lm
4000K	1119 lm



Code Construction



Accessories

AT064R01045

Airtight recessed housing for insulated ceiling

IC064R01045

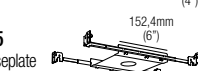
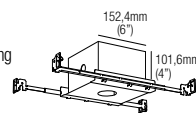
Recessed housing for insulated ceiling

MP-R045

Baseplate

R01045

T-bar baseplate



500mA Drivers

CCPR010A-500 (1) IP20

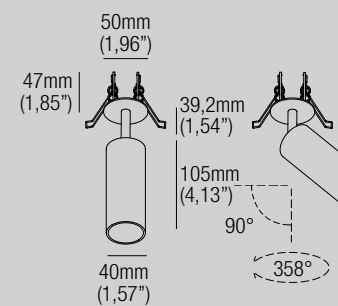

Dimming: PHASE - 0-10V

CCPR040A-500 (1..3) IP20

Dimming: PHASE - 0-10V

ELIA R10

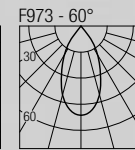
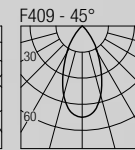
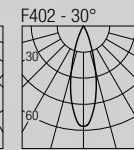
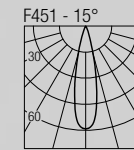
design: Jude Allen



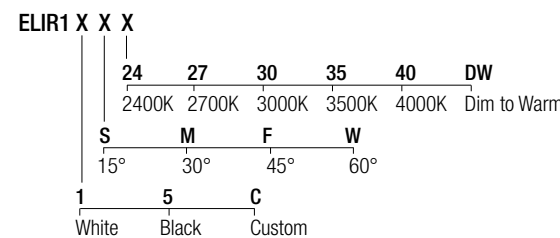
Semi-recessed projector

Static White: 9W · 500mA (V_i 18V) · Series wiring
Dim to Warm: 7,2W · 400mA (V_i 18V) · Series wiring
CRI98 · 2-Step MacAdam

2400K	744 lm
2700K	1088 lm
3000K	1142 lm
3500K	1156 lm
4000K	1139 lm
DW	645 lm



Code Construction



Accessories

AT064R01040

Airtight recessed housing for insulated ceiling

IC064R01040

Recessed housing for insulated ceiling

MP-R040

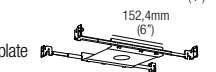
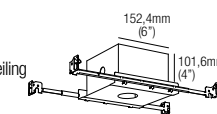
Baseplate

R01040

T-bar baseplate

LH02

Low luminance hex louvre



Static White - 500mA Drivers

CCPR010A-500 (1) IP20

Dimming: PHASE - 0-10V

CCPR040A-500 (1..3) IP20

Dimming: PHASE - 0-10V

Dim to Warm - 400mA Drivers

CCPR010A-400 (1) IP20

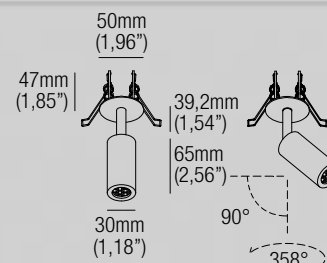
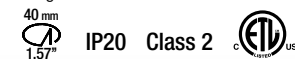
Dimming: PHASE - 0-10V

CCPR040A-400 (1..3) IP20

Dimming: PHASE - 0-10V

ELIJAH R6

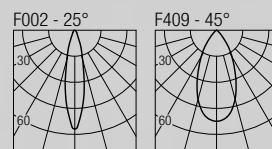
design: Jude Allen



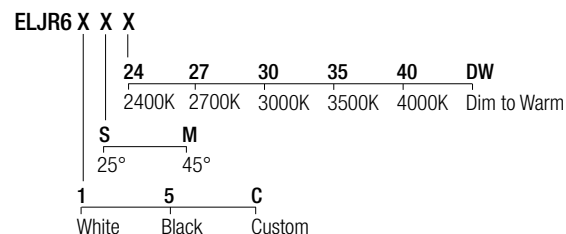
Semi-recessed projector

Static White: 4,5W · 500mA (V_i 9V) · Series wiring
 Dim to Warm: 4,5W · 250mA (V_i 18V) · Series wiring
 CRI98 · 2-Step MacAdam

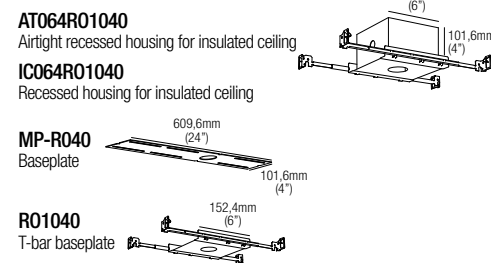
2400K	406 lm	3500K	548 lm
2700K	517 lm	4000K	541 lm
3000K	541 lm	DW	358 lm



Code Construction



Accessories



Static White - 500mA Drivers

CCPRO10A-500 (1..2) IP20
 Dimming: PHASE - 0-10V

CCPRO40A-500 (1..6) IP20
 Dimming: PHASE - 0-10V

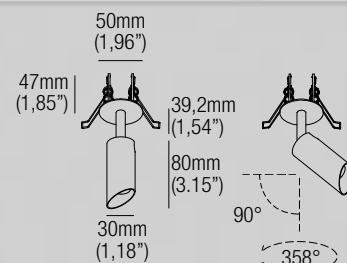
Dim to Warm - 250mA Drivers

CCPRO10A-250-DW (1..2) IP20
 Dimming: PHASE - 0-10V

CCPRO40A-250-DW (1..3) IP20
 Dimming: PHASE - 0-10V

ELO R6

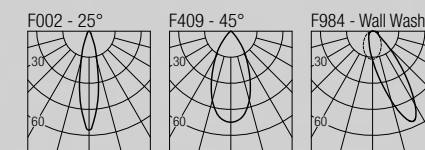
design: Jude Allen



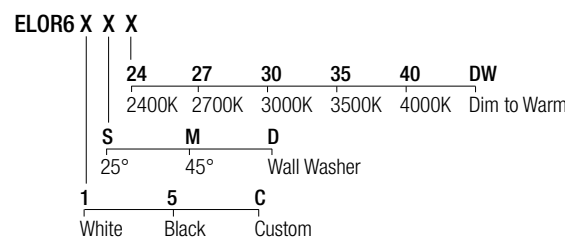
Semi-recessed projector

Static White: 4,5W · 500mA (V_i 9V) · Series wiring
 Dim to Warm: 4,5W · 250mA (V_i 18V) · Series wiring
 CRI98 · 2-Step MacAdam

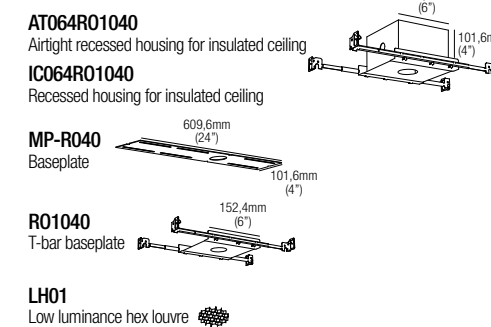
2400K	406 lm	3500K	548 lm
2700K	517 lm	4000K	541 lm
3000K	541 lm	DW	358 lm



Code Construction



Accessories



Static White - 500mA Drivers

CCPRO10A-500 (1..2) IP20
 Dimming: PHASE - 0-10V

CCPRO40A-500 (1..6) IP20
 Dimming: PHASE - 0-10V

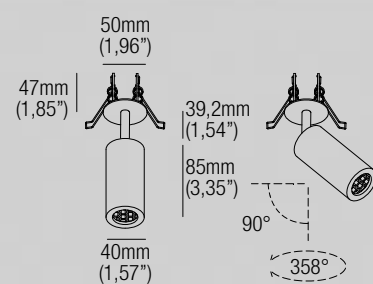
Dim to Warm - 250mA Drivers

CCPRO10A-250-DW (1..2) IP20
 Dimming: PHASE - 0-10V

CCPRO40A-250-DW (1..3) IP20
 Dimming: PHASE - 0-10V

ELIJAH R10

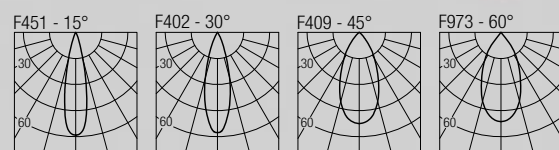
design: Jude Allen



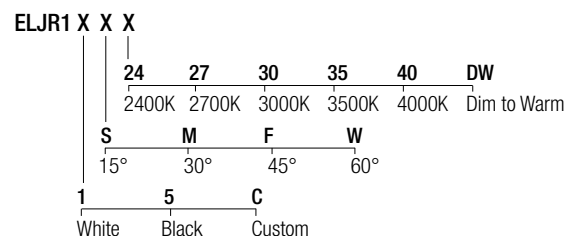
Semi-recessed projector

Static White: 9W · 500mA (V_i 18V) · Series wiring
 Dim to Warm: 7,2W · 400mA (V_i 18V) · Series wiring
 CRI98 · 2-Step MacAdam

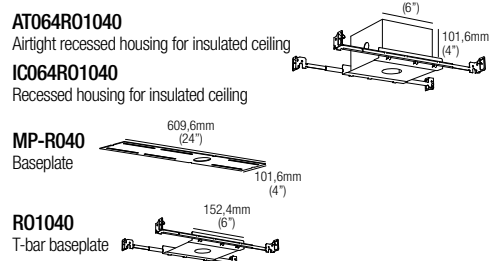
2400K	744 lm
2700K	1088 lm
3000K	1142 lm
3500K	1156 lm
4000K	1139 lm
DW	645 lm



Code Construction



Accessories



Static White - 500mA Drivers

CCPRO10A-500 (1) IP20
 Dimming: PHASE - 0-10V

CCPRO40A-500 (1..3) IP20
 Dimming: PHASE - 0-10V

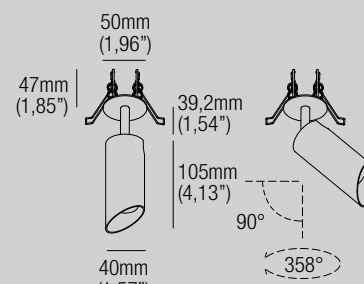

Dim to Warm - 400mA Drivers

CCPRO10A-400 (1) IP20
 Dimming: PHASE - 0-10V

CCPRO40A-400 (1..3) IP20
 Dimming: PHASE - 0-10V

ELO R10

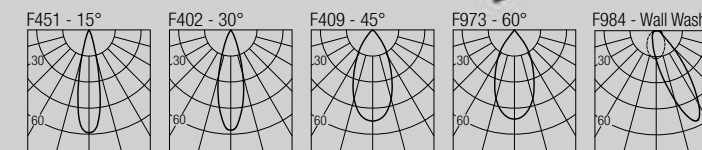
design: Jude Allen



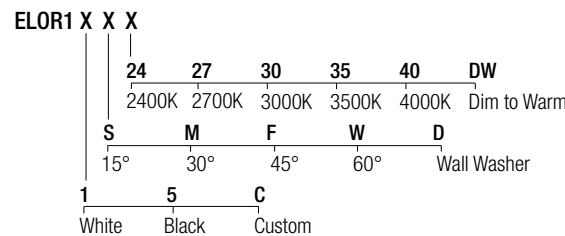
Semi-recessed projector

Static White: 9W · 500mA (V_i 18V) · Series wiring
 Dim to Warm: 7,2W · 400mA (V_i 18V) · Series wiring
 CRI98 · 2-Step MacAdam

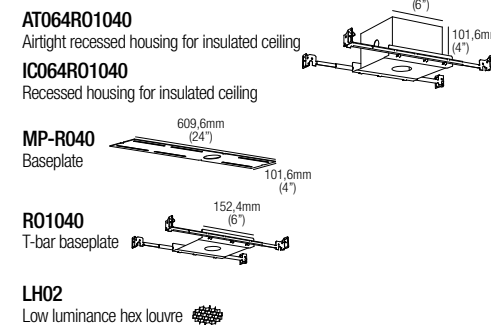
2400K	744 lm
2700K	1088 lm
3000K	1142 lm
3500K	1156 lm
4000K	1139 lm
DW	645 lm



Code Construction



Accessories



Static White - 500mA Drivers

CCPRO10A-500 (1) IP20
 Dimming: PHASE - 0-10V

CCPRO40A-500 (1..3) IP20
 Dimming: PHASE - 0-10V

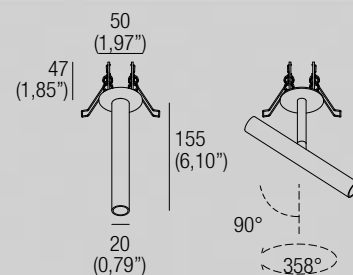
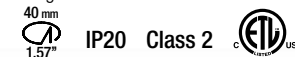
Dim to Warm - 400mA Drivers

CCPRO10A-400 (1) IP20
 Dimming: PHASE - 0-10V

CCPRO40A-400 (1..3) IP20
 Dimming: PHASE - 0-10V

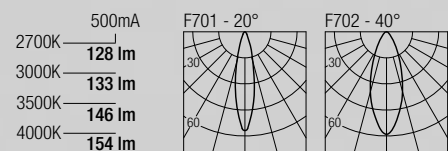
JOS R2

design: Roberto Mantovani

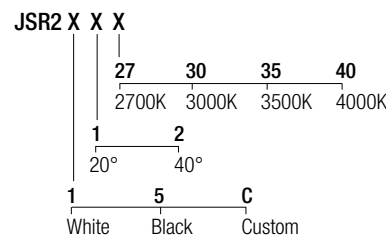


Semi-recessed projector

1,5W · 500mA (V, 2,9V) · Series wiring
CRI90 · 3-Step MacAdam



Code Construction



Accessories

AT064R01040

Airtight recessed housing for insulated ceiling

IC064R01040

Recessed housing for insulated ceiling

MP-R040

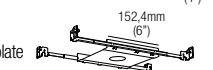
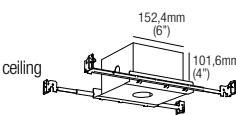
Baseplate

R01040

T-bar baseplate

L001

Low luminance hex louvre



500mA Drivers

CCPRO10A-500 (1..6) IP20

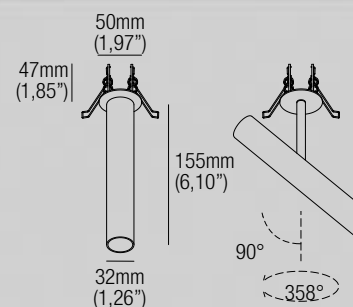

Dimming: PHASE - 0-10V

CCPRO40A-500 (1..18) IP20

Dimming: PHASE - 0-10V

JOS R6

design: Roberto Mantovani

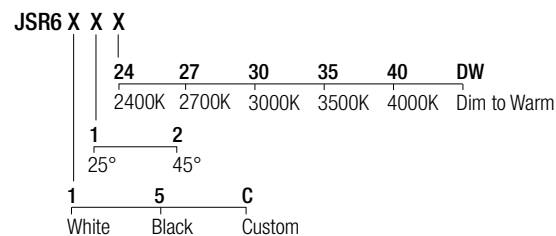


Semi-recessed projector

Static White: 4,5W · 500mA (V, 9V) · Series wiring
Dim to Warm: 4,5W · 250mA (V, 18V) · Series wiring
CRI98 · 2-Step MacAdam



Code Construction



Accessories

AT064R01040

Airtight recessed housing for insulated ceiling

IC064R01040

Recessed housing for insulated ceiling

MP-R040

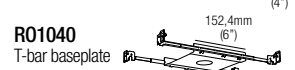
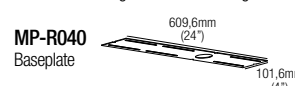
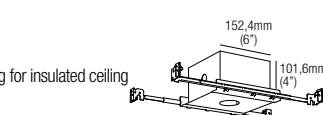
Baseplate

R01040

T-bar baseplate

LJ02 (White) - LJ02B (Black)

Low luminance hex louvre



Static White - 500mA Drivers

CCPRO10A-500 (1..2) IP20

Dimming: PHASE - 0-10V

CCPRO40A-500 (1..6) IP20

Dimming: PHASE - 0-10V

Dim to Warm - 250mA Drivers

CCPRO10A-250-DW (1..2) IP20

Dimming: PHASE - 0-10V

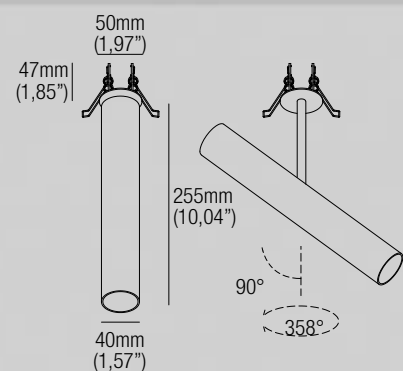
CCPRO40A-250-DW (1..3) IP20

Dimming: PHASE - 0-10V



JOS R10

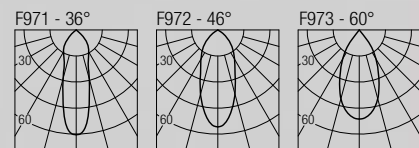
design: Roberto Mantovani



Semi-recessed projector

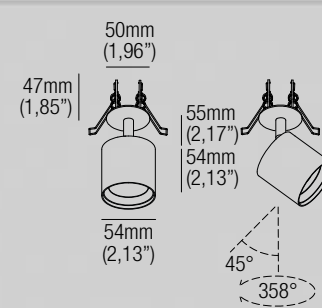

Static White: 9W · 500mA (V_i 18V) · Series wiring
Dim to Warm: 7,2W · 400mA (V_i 18V) · Series wiring
CRI98 · 2-Step MacAdam

2400K	728 lm
2700K	1064 lm
3000K	1116 lm
3500K	1130 lm
4000K	1114 lm
DW	630 lm



TEDDY R10

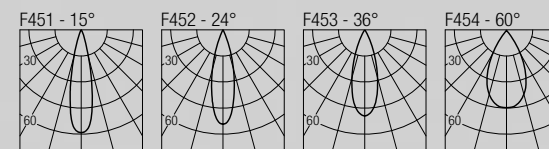
design: Jude Allen



Semi-recessed projector

Static White: 9W · 500mA (V_i 18V) · Series wiring
Dim to Warm: 7,2W · 400mA (V_i 18V) · Series wiring
CRI98 · 2-Step MacAdam

2400K	770 lm
2700K	1125 lm
3000K	1180 lm
3500K	1195 lm
4000K	1178 lm
DW	667 lm



Code Construction

JSR1 X X X

S	M	W			
36°	46°	60°			
24	27	30	35	40	DW
2400K	2700K	3000K	3500K	4000K	Dim to Warm
1	5	C			
White	Black	Custom			

Accessories

- AT064R01040**
Airtight recessed housing for insulated ceiling
- IC064R01040**
Recessed housing for insulated ceiling
- MP-R040**
Baseplate
- R01040**
T-bar baseplate
- LJ01 (White) - LJ01B (Black)**
Low luminance hex louvre

Static White - 500mA Drivers

- CCPRO10A-500** (1) IP20
Dimming: PHASE - 0-10V
- CCPRO40A-500** (1..3) IP20
Dimming: PHASE - 0-10V
- Dim to Warm - 400mA Drivers**
- CCPRO10A-400** (1) IP20
Dimming: PHASE - 0-10V
- CCPRO40A-400** (1..3) IP20
Dimming: PHASE - 0-10V

Code Construction

TYR1 X X X

24	27	30	35	40	DW
2400K	2700K	3000K	3500K	4000K	Dim to Warm
1	2	3	4		
15°	24°	36°	60°		
1	5	C			
White	Black	Custom			

Accessories

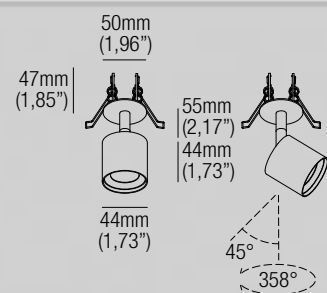
- AT064R01040**
Airtight recessed housing for insulated ceiling
- IC064R01040**
Recessed housing for insulated ceiling
- MP-R040**
Baseplate
- R01040**
T-bar baseplate
- LH04**
Low luminance hex louvre
- GEL45**
Colour corrective poly gel, consult with factory
- OPT4515** 15°
- OPT4524** 24°
- OPT4536** 36°
- OPT4560** 60°
Field changeable optic

Static White - 500mA Drivers

- CCPRO10A-500** (1) IP20
Dimming: PHASE - 0-10V
- CCPRO40A-500** (1..3) IP20
Dimming: PHASE - 0-10V
- Dim to Warm - 400mA Drivers**
- CCPRO10A-400** (1) IP20
Dimming: PHASE - 0-10V
- CCPRO40A-400** (1..3) IP20
Dimming: PHASE - 0-10V

TEDDY R6

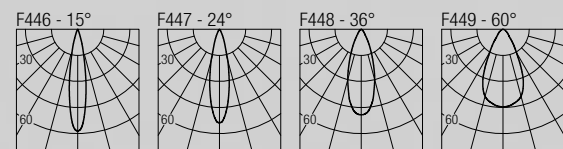
design: Jude Allen



Semi-recessed projector

Static White: 4,5W · 500mA (V_i 9V) · Series wiring
Dim to Warm: 4,5W · 250mA (V_i 18V) · Series wiring
CRI98 · 2-Step MacAdam

2400K	434 lm
2700K	553 lm
3000K	579 lm
3500K	586 lm
4000K	579 lm
DW	383 lm



Code Construction

TYR6 X X X

24	27	30	35	40	DW
2400K	2700K	3000K	3500K	4000K	Dim to Warm
1	2	3	4		
15°	24°	36°	60°		
1	5	C			
White	Black	Custom			

Accessories


- AT064R01040**
Airtight recessed housing for insulated ceiling
- IC064R01040**
Recessed housing for insulated ceiling
- MP-R040**
Baseplate
- R01040**
T-bar baseplate
- LH03**
Low luminance hex louvre
- GEL35**
Colour corrective poly gel, consult with factory
- OPT3515** 15°
- OPT3524** 24°
- OPT3536** 36°
- OPT3560** 60°
Field changeable optic

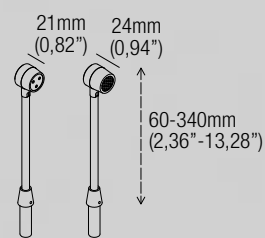
Static White - 500mA Drivers

- CCPRO10A-500** (1..2) IP20
Dimming: PHASE - 0-10V
- CCPRO40A-500** (1..6) IP20
Dimming: PHASE - 0-10V
- Dim to Warm - 250mA Drivers**
- CCPRO10A-250-DW** (1..2) IP20
Dimming: PHASE - 0-10V
- CCPRO40A-250-DW** (1..3) IP20
Dimming: PHASE - 0-10V

PUFF

design: Lapo Grassellini

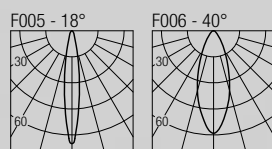
IP20 Class 2 



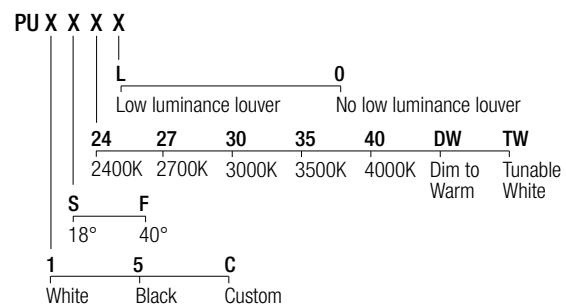
Surface projector

2W · 250mA (V, 8,7V) · Series wiring
CRI90 · 3-Step MacAdam

2700K	178 lm
3000K	186 lm
3500K	194 lm
4000K	206 lm



Code Construction



250mA Drivers

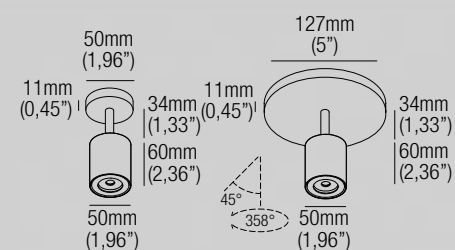
CCPRO10A-250 (1..4) IP20
Dimming: PHASE - 0-10V
CCPRO40A-250 (1..6) IP20
Dimming: PHASE - 0-10V



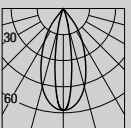
AIMEE S6

design: Jude Allen

IP20 Class 2 

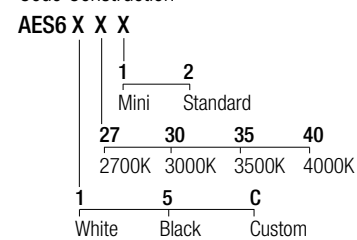


Surface projector
4,5W · 500mA (V_i 9V) · Series wiring
CRI98 · 2-Step MacAdam

2700K	526 lm	
3000K	550 lm	
3500K	557 lm	
4000K	550 lm	



Code Construction



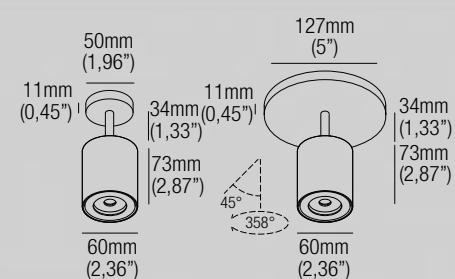
500mA Drivers

- CCPRO10A-500** (1..2) IP20
Dimming: PHASE - 0-10V
- CCPRO40A-500** (1..6) IP20
Dimming: PHASE - 0-10V

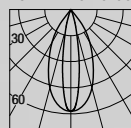
AIMEE S10

design: Jude Allen

IP20 Class 2 

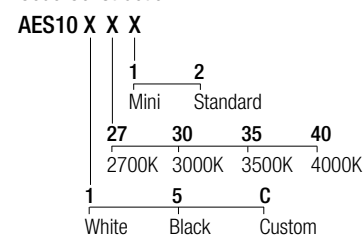


Surface projector
9W · 500mA (V_i 18V) · Series wiring
CRI98 · 2-Step MacAdam

2700K	1069 lm	
3000K	1121 lm	
3500K	1135 lm	
4000K	1119 lm	



Code Construction



500mA Drivers

- CCPRO10A-500** (1) IP20
Dimming: PHASE - 0-10V
- CCPRO40A-500** (1..3) IP20
Dimming: PHASE - 0-10V



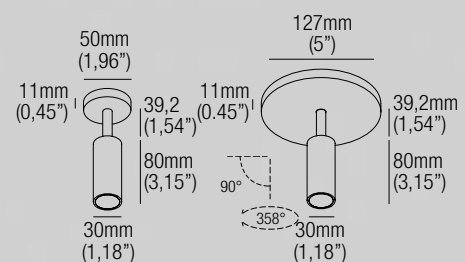
ELIA S6

design: Jude Allen

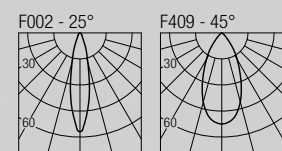
IP20 Class 2 

Surface projector

Static White: 4,5W · 500mA (V, 9V) · Series wiring
 Dim to Warm: 4,5W · 250mA (V, 18V) · Series wiring
 CRI98 · 2-Step MacAdam




2400K	406 lm	3500K	548 lm
2700K	517 lm	4000K	541 lm
3000K	541 lm	DW	358 lm



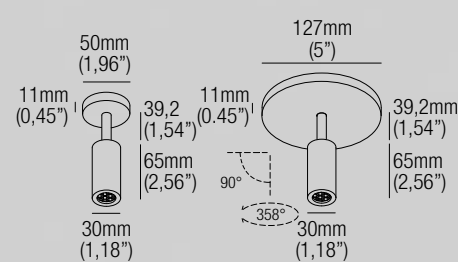
ELIJAH S6

design: Jude Allen

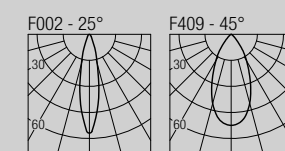
IP20 Class 2 

Surface projector

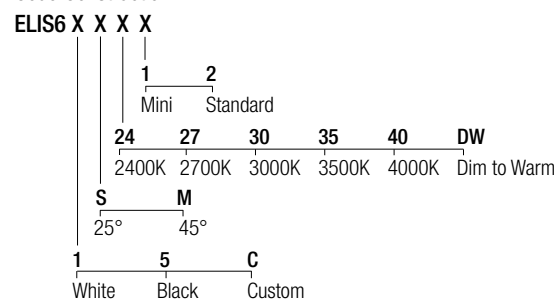
Static White: 4,5W · 500mA (V, 9V) · Series wiring
 Dim to Warm: 4,5W · 250mA (V, 18V) · Series wiring
 CRI98 · 2-Step MacAdam




2400K	406 lm	3500K	548 lm
2700K	517 lm	4000K	541 lm
3000K	541 lm	DW	358 lm



Code Construction



Accessories

LH01
 Low luminance hex louvre 

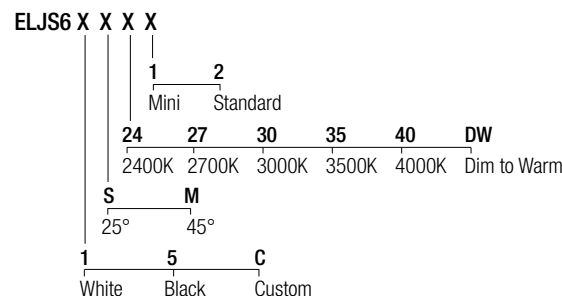
Static White - 500mA Drivers

CCPRO10A-500 (1..2) IP20
 Dimming: PHASE - 0-10V
CCPRO40A-500 (1..6) IP20
 Dimming: PHASE - 0-10V

Dim to Warm - 250mA Drivers

CCPRO10A-250-DW (1..2) IP20
 Dimming: PHASE - 0-10V
CCPRO40A-250-DW (1..3) IP20
 Dimming: PHASE - 0-10V

Code Construction



Static White - 500mA Drivers


CCPRO10A-500 (1..2) IP20
 Dimming: PHASE - 0-10V
CCPRO40A-500 (1..6) IP20
 Dimming: PHASE - 0-10V

Dim to Warm - 250mA Drivers

CCPRO10A-250-DW (1..2) IP20
 Dimming: PHASE - 0-10V
CCPRO40A-250-DW (1..3) IP20
 Dimming: PHASE - 0-10V

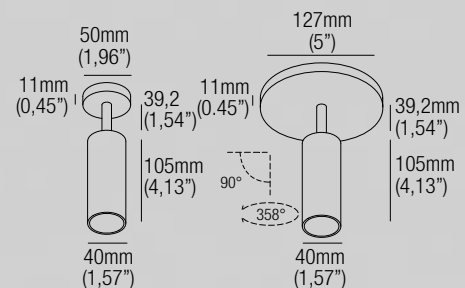
ELIA S10

design: Jude Allen

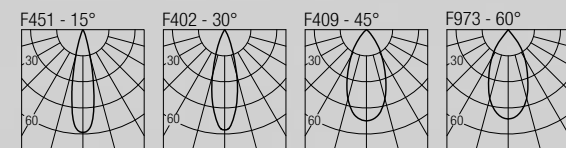
IP20 Class 2 

Surface projector

Static White: 9W · 500mA (V, 18V) · Series wiring
 Dim to Warm: 7,2W · 400mA (V, 18V) · Series wiring
 CRI98 · 2-Step MacAdam



2400K	744 lm	3500K	1156 lm
2700K	1088 lm	4000K	1139 lm
3000K	1142 lm	DW	645 lm



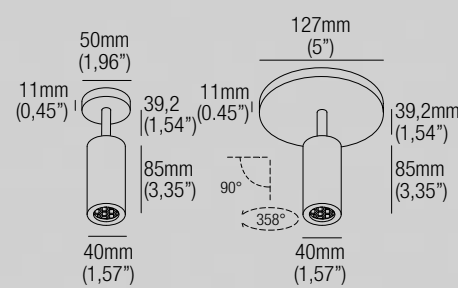
ELIJAH S10

design: Jude Allen

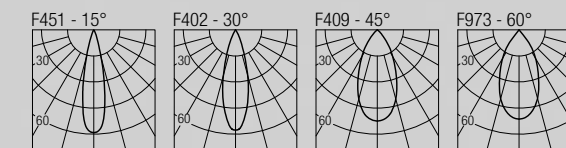
IP20 Class 2 

Surface projector

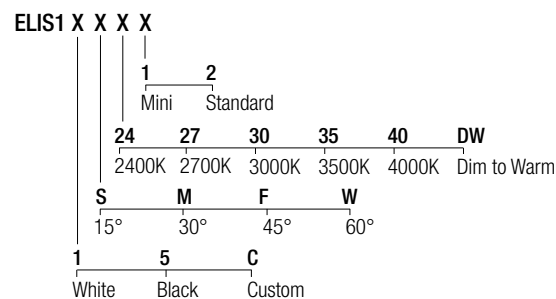
Static White: 9W · 500mA (V, 18V) · Series wiring
 Dim to Warm: 7,2W · 400mA (V, 18V) · Series wiring
 CRI98 · 2-Step MacAdam



2400K	744 lm	3500K	1156 lm
2700K	1088 lm	4000K	1139 lm
3000K	1142 lm	DW	645 lm



Code Construction



Accessories

LH02
 Low luminance hex louvre 

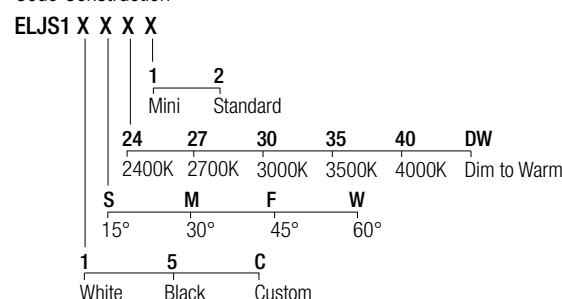
Static White - 500mA Drivers

CCPRO10A-500 (1) IP20
 Dimming: PHASE - 0-10V
CCPRO40A-500 (1..3) IP20
 Dimming: PHASE - 0-10V

Dim to Warm - 400mA Drivers

CCPRO10A-400 (1) IP20
 Dimming: PHASE - 0-10V
CCPRO40A-400 (1..3) IP20
 Dimming: PHASE - 0-10V

Code Construction



Static White - 500mA Drivers


CCPRO10A-500 (1) IP20
 Dimming: PHASE - 0-10V
CCPRO40A-500 (1..3) IP20
 Dimming: PHASE - 0-10V

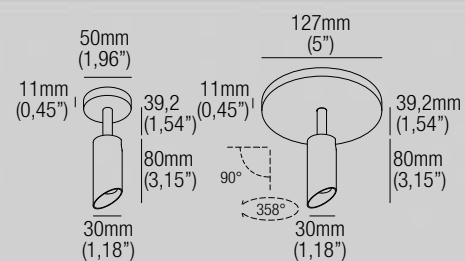
Dim to Warm - 400mA Drivers

CCPRO10A-400 (1) IP20
 Dimming: PHASE - 0-10V
CCPRO40A-400 (1..3) IP20
 Dimming: PHASE - 0-10V

ELO S6

design: Jude Allen

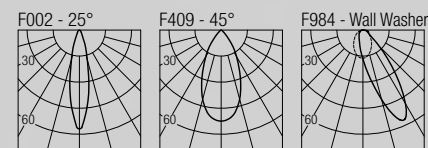
IP20 Class 2 



Surface projector


Static White: 4,5W · 500mA (V_i 9V) · Series wiring
 Dim to Warm: 4,5W · 250mA (V_i 18V) · Series wiring
 CRI98 · 2-Step MacAdam

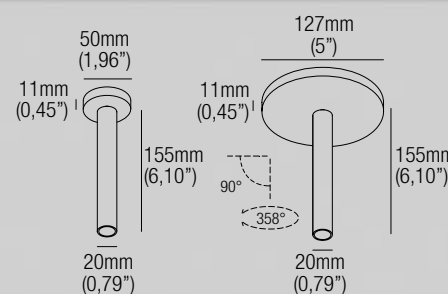
2400K	406 lm	3500K	548 lm
2700K	517 lm	4000K	541 lm
3000K	541 lm	DW	358 lm



JOS S2

design: Roberto Mantovani

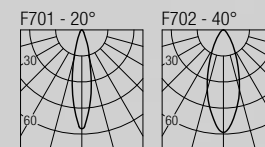
IP20 Class 2 



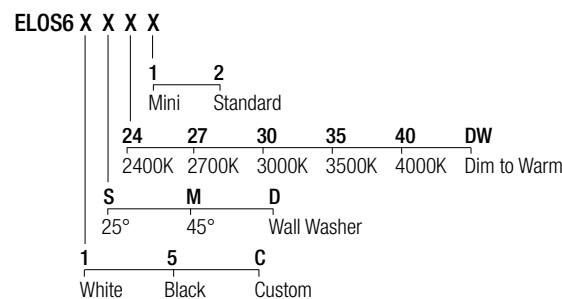
Surface projector

1,5W · 500mA (V_i 2,9V) · Series wiring
 CRI90 · 3-Step MacAdam

500mA	
2700K	128 lm
3000K	133 lm
3500K	146 lm
4000K	154 lm



Code Construction



Accessories

LH01
 Low luminance hex louvre 

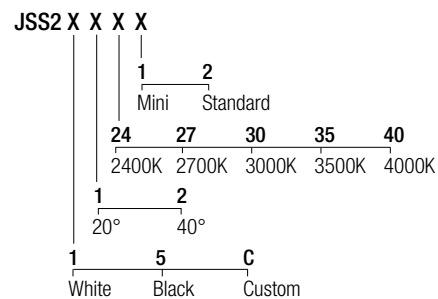
Static White - 500mA Drivers

CCPRO10A-500 (1..2) IP20
 Dimming: PHASE - 0-10V
CCPRO40A-500 (1..6) IP20
 Dimming: PHASE - 0-10V

Dim to Warm - 250mA Drivers

CCPRO10A-250-DW (1..2) IP20
 Dimming: PHASE - 0-10V
CCPRO40A-250-DW (1..3) IP20
 Dimming: PHASE - 0-10V

Code Construction



Accessories


L001
 Low luminance hex louvre 

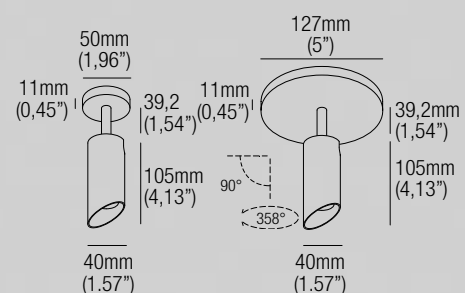
500mA Drivers

CCPRO10A-500 (1..6) IP20
 Dimming: PHASE - 0-10V
CCPRO40A-500 (1..18) IP20
 Dimming: PHASE - 0-10V

ELO S10

design: Jude Allen

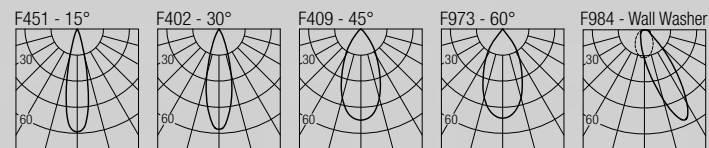
IP20 Class 2 



Surface projector


Static White: 9W · 500mA (V_i 18V) · Series wiring
 Dim to Warm: 7,2W · 400mA (V_i 18V) · Series wiring
 CRI98 · 2-Step MacAdam

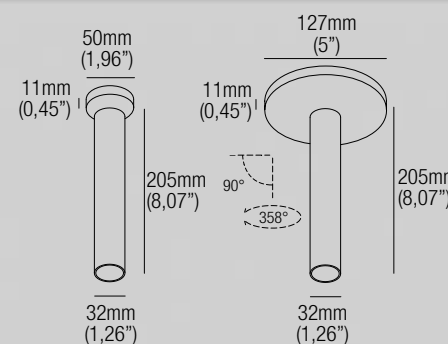
2400K	744 lm	3500K	1156 lm
2700K	1088 lm	4000K	1139 lm
3000K	1142 lm	DW	645 lm



JOS S6

design: Roberto Mantovani

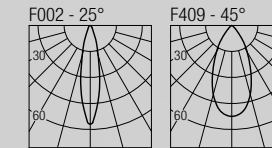
IP20 Class 2 



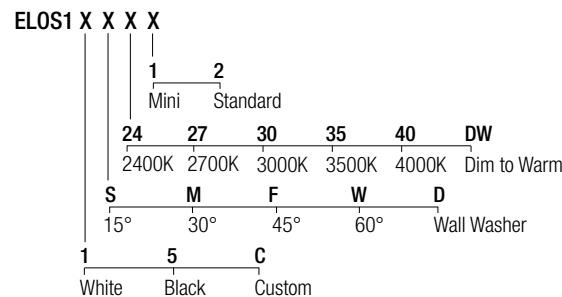
Surface projector

Static White: 4,5W · 500mA (V_i 9V) · Series wiring
 Dim to Warm: 4,5W · 250mA (V_i 18V) · Series wiring
 CRI98 · 2-Step MacAdam


2400K	406 lm	3500K	548 lm
2700K	517 lm	4000K	541 lm
3000K	541 lm	DW	358 lm



Code Construction



Accessories

LH02
 Low luminance hex louvre 

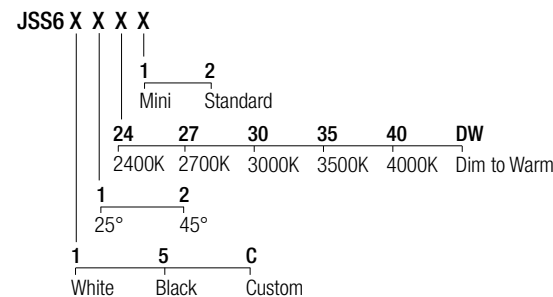
Static White - 500mA Drivers

CCPRO10A-500 (1) IP20
 Dimming: PHASE - 0-10V
CCPRO40A-500 (1..3) IP20
 Dimming: PHASE - 0-10V

Dim to Warm - 400mA Drivers

CCPRO10A-400 (1) IP20
 Dimming: PHASE - 0-10V
CCPRO40A-400 (1..3) IP20
 Dimming: PHASE - 0-10V

Code Construction



Accessories

LJ02 (White) - **LJ02B** (Black)
 Low luminance hex louvre 

Static White - 500mA Drivers

CCPRO10A-500 (1..2) IP20
 Dimming: PHASE - 0-10V
CCPRO40A-500 (1..6) IP20
 Dimming: PHASE - 0-10V

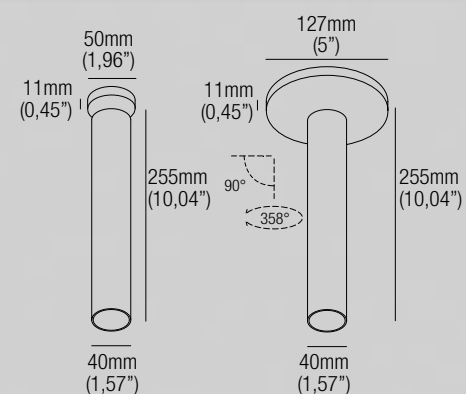
Dim to Warm - 250mA Drivers

CCPRO10A-250-DW (1..2) IP20
 Dimming: PHASE - 0-10V
CCPRO40A-250-DW (1..3) IP20
 Dimming: PHASE - 0-10V

JOS S10

design: Roberto Mantovani

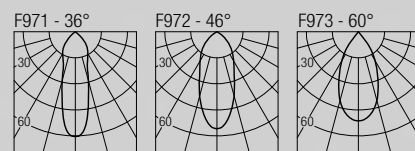
IP20 Class 2 



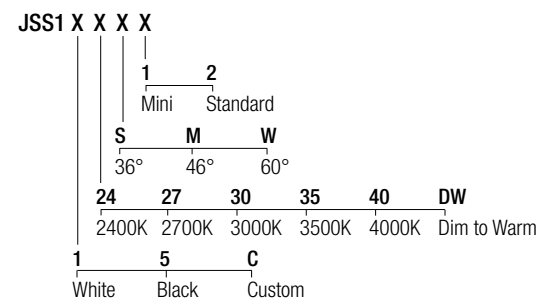
Surface projector

Static White: 9W · 500mA (V_i 18V) · Series wiring
 Dim to Warm: 7,2W · 400mA (V_i 18V) · Series wiring
 CRI98 · 2-Step MacAdam


2400K	728 lm
2700K	1064 lm
3000K	1116 lm
3500K	1130 lm
4000K	1114 lm
DW	630 lm



Code Construction



Accessories

LJ01 (White) - **LJ01B** (Black)
 Low luminance hex louvre 

Static White - 500mA Drivers

CCPRO10A-500 (1) IP20
 Dimming: PHASE - 0-10V
CCPRO40A-500 (1..3) IP20
 Dimming: PHASE - 0-10V

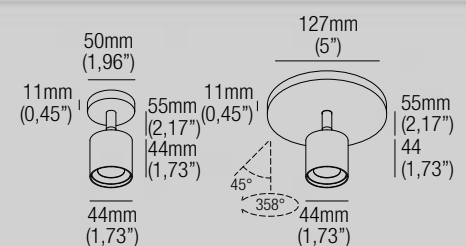
Dim to Warm - 400mA Drivers

CCPRO10A-400 (1) IP20
 Dimming: PHASE - 0-10V
CCPRO40A-400 (1..3) IP20
 Dimming: PHASE - 0-10V

TEDDY S6

design: Jude Allen

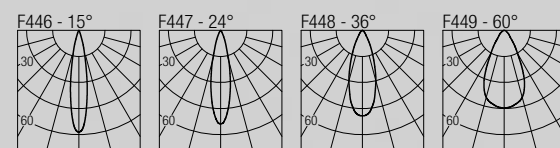
IP20 Class 2 



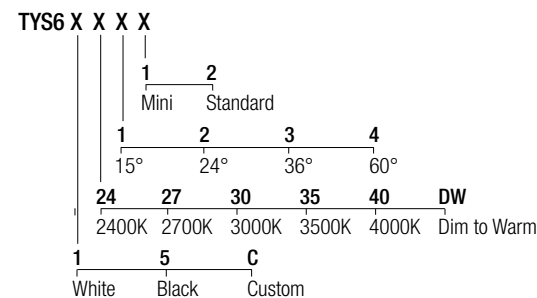
Surface projector

Static White: 4,5W · 500mA (V_i 9V) · Series wiring
 Dim to Warm: 4,5W · 250mA (V_i 18V) · Series wiring
 CRI98 · 2-Step MacAdam


2400K	434 lm	3500K	586 lm
2700K	553 lm	4000K	579 lm
3000K	579 lm	DW	383 lm





Code Construction



Accessories

LH03
 Low luminance hex louvre 

GEL35
 Colour corrective poly gel, consult with factory 

OPT3515 15°
OPT3524 24°
OPT3536 36°
OPT3560 60°
 Field changeable optic 

Static White - 500mA Drivers

CCPRO10A-500 (1..2) IP20
 Dimming: PHASE - 0-10V
CCPRO40A-500 (1..6) IP20
 Dimming: PHASE - 0-10V

Dim to Warm - 250mA Drivers

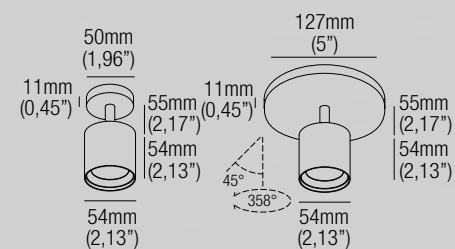
CCPRO10A-250-DW (1..2) IP20
 Dimming: PHASE - 0-10V
CCPRO40A-250-DW (1..3) IP20
 Dimming: PHASE - 0-10V



TEDDY S10

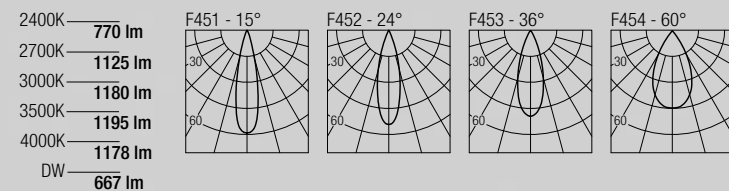
design: Jude Allen

IP20 Class 2 

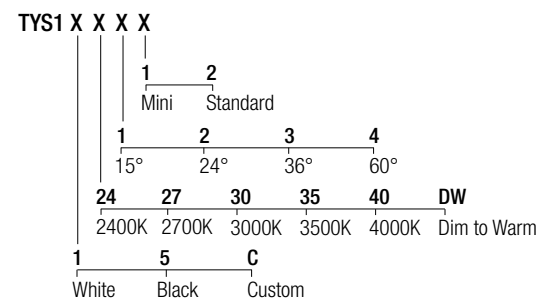


Surface projector




Static White: 9W · 500mA (V, 18V) · Series wiring
 Dim to Warm: 7,2W · 400mA (V, 18V) · Series wiring
 CRI98 · 2-Step MacAdam



Code Construction



Accessories

- LH04**
Low luminance hex louvre 
- GEL45**
Colour corrective poly gel, consult with factory 
- OPT4515 15°**
- OPT4524 24°**
- OPT4536 36°**
- OPT4560 60°**
Field changeable optic 

Static White - 500mA Drivers

- CCPRO10A-500** (1) IP20
Dimming: PHASE - 0-10V
- CCPRO40A-500** (1..3) IP20
Dimming: PHASE - 0-10V

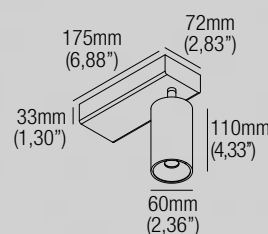
Dim to Warm - 400mA Drivers

- CCPRO10A-400** (1) IP20
Dimming: PHASE - 0-10V
- CCPRO40A-400** (1..3) IP20
Dimming: PHASE - 0-10V

BULL 10 BASE

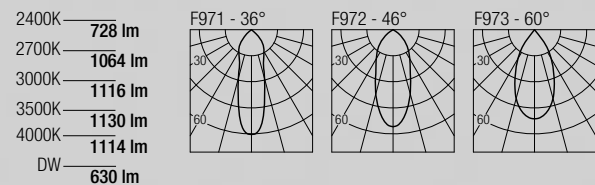
design: Lapo Grassellini

IP20 

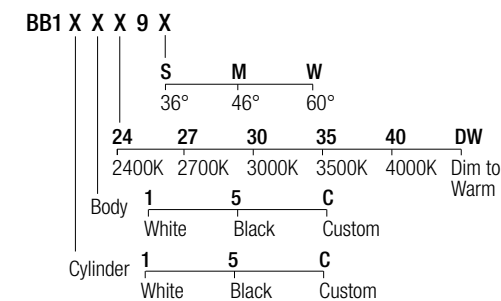


Surface projector



Static White: 9W
 Dim to Warm: 7,2W
 CRI98 · 2-Step MacAdam



Code Construction



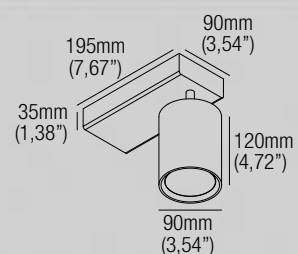
Accessories

- BUX1NA**
Low luminance louvre 
- BUX1FL**
Adjustable barn door flaps 



BULL 20 BASE

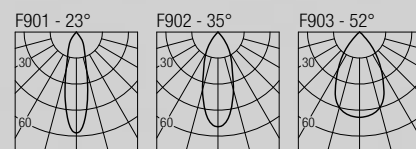
design: Lapo Grassellini



Surface projector

18W
CRI95 · 2-Step MacAdam

2700K	1659 lm
3000K	1752 lm
3500K	1873 lm
4000K	1925 lm



Code Construction

BB2 X X X 9 X	
	S M W
	23° 35° 52°
	27 30 35 40
	2700K 3000K 3500K 4000K
Body	1 5 C
	White Black Custom
Cylinder	1 5 C
	White Black Custom

Accessories

BUX2NA

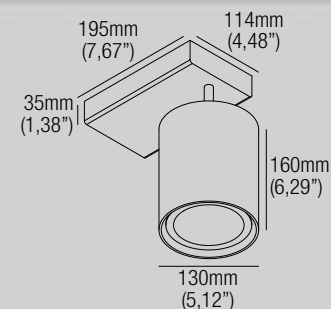
Low luminance louver

BUX2FL

Adjustable barn door flaps

BULL 40 BASE

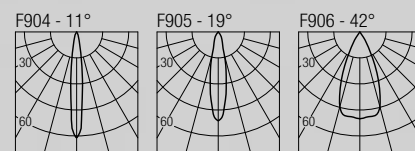
design: Lapo Grassellini



Surface projector

36W
CRI95 · 2-Step MacAdam

2700K	3400 lm
3000K	3660 lm
3500K	3780 lm
4000K	3900 lm



Code Construction

BB4 X X X 9 X	
	S M W
	11° 19° 42°
	27 30 35 40
	2700K 3000K 3500K 4000K
Body	1 5 C
	White Black Custom
Cylinder	1 5 C
	White Black Custom

Accessories

BUX4NA

Low luminance louver

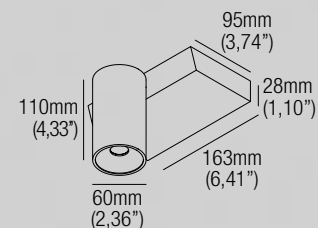
BUX4FL

Adjustable barn door flaps



BULL 10 LAY

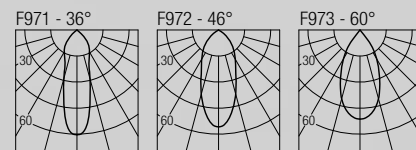
design: Lapo Grassellini



Surface projector

Static White: 9W
Dim to Warm: 7,2W
CRI98 · 2-Step MacAdam

2400K	728 lm
2700K	1064 lm
3000K	1116 lm
3500K	1130 lm
4000K	1114 lm
DW	630 lm



Code Construction

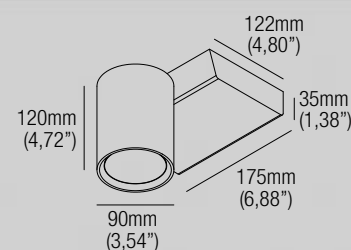
BX1 X X X 9 X						
	S	M	W			
	36°	46°	60°			
	24	27	30	35	40	DW
	2400K	2700K	3000K	3500K	4000K	Dim to Warm
Body	1	5	C			
	White	Black	Custom			
Cylinder	1	5	C			
	White	Black	Custom			

Accessories

- BUX1NA**
Low luminance louver
- BUX1FL**
Adjustable barn door flaps

BULL 20 LAY

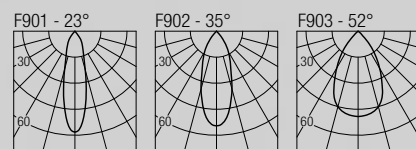
design: Lapo Grassellini



Surface projector

18W
CRI95 · 2-Step MacAdam

2700K	1659 lm
3000K	1752 lm
3500K	1873 lm
4000K	1925 lm



Code Construction

BX2 X X X 9 X						
	S	M	W			
	23°	35°	52°			
	27	30	35	40		
	2700K	3000K	3500K	4000K		
Body	1	5	C			
	White	Black	Custom			
Cylinder	1	5	C			
	White	Black	Custom			

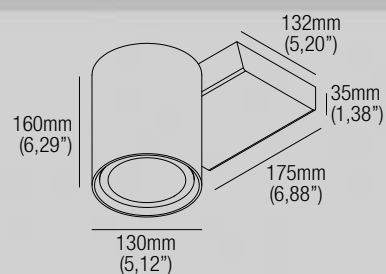
Accessories

- BUX2NA**
Low luminance louver
- BUX2FL**
Adjustable barn door flaps



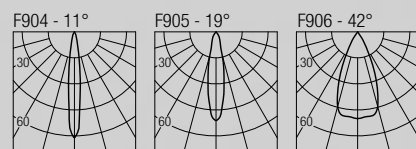
BULL 40 LAY

design: Lapo Grassellini



Surface projector
36W
CRI95 · 2-Step MacAdam

2700K	3400 lm
3000K	3660 lm
3500K	3780 lm
4000K	3900 lm



Code Construction

BX4		X	X	X	9	X
		S	M	W		
		11°	19°	42°		
	27	30	35	40		
	2700K	3000K	3500K	4000K		
Body	1	5	C			
	White	Black	Custom			
Cylinder	1	5	C			
	White	Black	Custom			

Accessories

BUX4NA
Low luminance louver

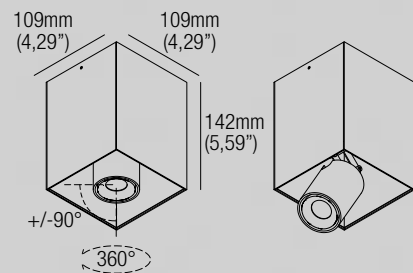
BUX4FL
Adjustable barn door flaps



SWAN 10

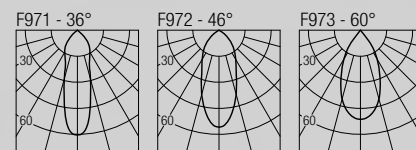
design: Lapo Grassellini

IP20 Class 2 



Surface projector
 Static White: 9W
 Dim to Warm: 7,2W
 CRI98 · 2-Step MacAdam

2400K	728 lm
2700K	1064 lm
3000K	1116 lm
3500K	1130 lm
4000K	1114 lm
DW	630 lm



Code Construction

SW1 X X 9 X						
	S	M	W			
	36°	46°	60°			
24	27	30	35	40	DW	
2400K	2700K	3000K	3500K	4000K	Dim to Warm	
1	5	C				
White	Black	Custom				

Accessories - Accessori

LH01
 Low luminance hex louvre 

Static White - 500mA Drivers

CCPRO10A-500 (1) IP20
 Dimming: PHASE - 0-10V
CCPRO40A-500 (1..3) IP20
 Dimming: PHASE - 0-10V

Dim to Warm - 400mA Drivers

CCPRO10A-400 (1) IP20
 Dimming: PHASE - 0-10V

CCPRO40A-400 (1..3) IP20
 Dimming: PHASE - 0-10V

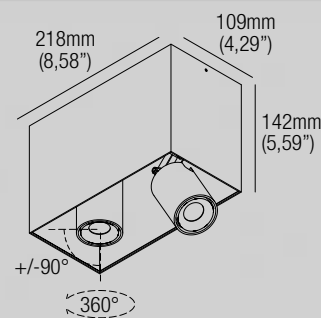
Tunable White - 500mA Drivers

DL0561S1 (1..3) IP20
 Dimming: 0-10V

SWAN X120

design: Lapo Grassellini

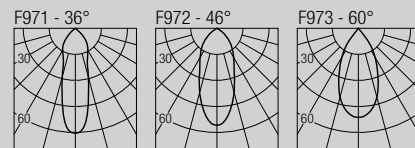
IP20 Class 2 



Surface projector

Static White: 2x9W · 500mA (V_i 2x18V) · Series wiring
 Dim to Warm: 2x7,2W · 400mA (V_i 2x18V) · Series wiring
 CRI98 · 2-Step MacAdam

2400K	1456 lm
2700K	2128 lm
3000K	2232 lm
3500K	1260 lm
4000K	2228 lm
DW	1260 lm



Code Construction

SWX12 X X 9 X						
	S	M	W			
	36°	46°	60°			
24	27	30	35	40	DW	
2400K	2700K	3000K	3500K	4000K	Dim to Warm	
1	5	C				
White	Black	Custom				

Accessories - Accessori

2xLH01
 Low luminance hex louvre 

Static White - 500mA Drivers

(2x) CCPRO10A-500 (1) IP20
 Dimming: PHASE - 0-10V
CCPRO40A-500 (1) IP20
 Dimming: PHASE - 0-10V

Dim to Warm - 400mA Drivers

(2x) CCPRO10A-400 (1) IP20
 Dimming: PHASE - 0-10V
CCPRO40A-400 (1) IP20
 Dimming: PHASE - 0-10V

Tunable White - 500mA Drivers

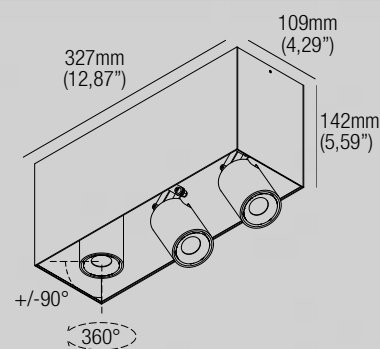
DL0561S1 (1) IP20
 Dimming: 0-10V



SWAN X130

design: Lapo Grassellini

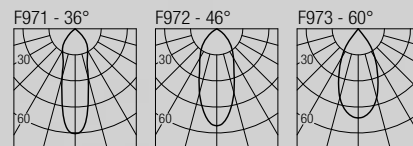
IP20 Class 2 



Surface projector

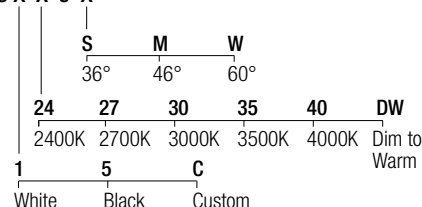
Static White: 3x9W · 500mA (V₁3x18V) · Series wiring
 Dim to Warm: 3x7,2W · 400mA (V₁3x18V) · Series wiring
 CRI98 · 2-Step MacAdam

2400K	2232 lm
2700K	3264 lm
3000K	3426 lm
3500K	3468 lm
4000K	3417 lm
DW	1935 lm




Code Construction

SWX13 X X 9 X



Accessories - Accessori

3xLH01
 Low luminance hex louvre 

Static White - 500mA Drivers

(3x) CCPR010A-500 (1) IP20
 Dimming: PHASE - 0-10V
CCPR040A-500 (1) IP20
 Dimming: PHASE - 0-10V

Dim to Warm - 400mA Drivers

(3x) CCPR010A-400 (1) IP20
 Dimming: PHASE - 0-10V
CCPR040A-400 (1) IP20
 Dimming: PHASE - 0-10V

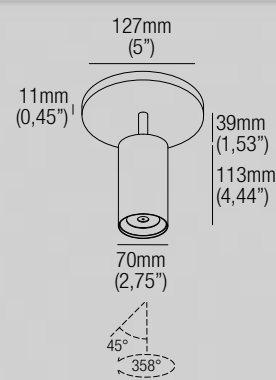
Tunable White - 500mA Drivers

DL0561S1 (1) IP20
 Dimming: 0-10V

WAND S1020

design: Jude Allen

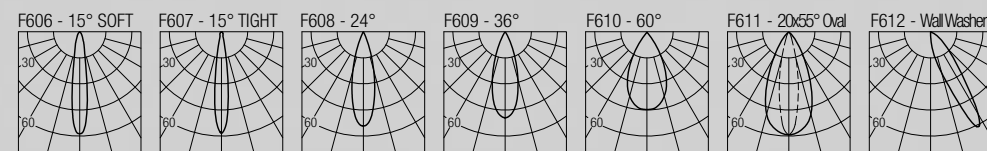
IP20 



Surface projector

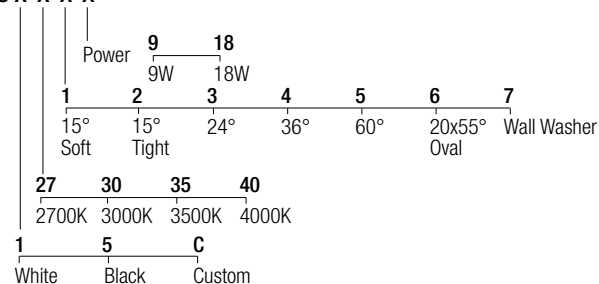
9W · 18W · 120VAC
 CRI98 · 2-Step MacAdam

2700K	9W	18W
	1137 lm	2165 lm
3000K	1196 lm	2279 lm
3500K	1311 lm	2498 lm
4000K	1272 lm	2423 lm






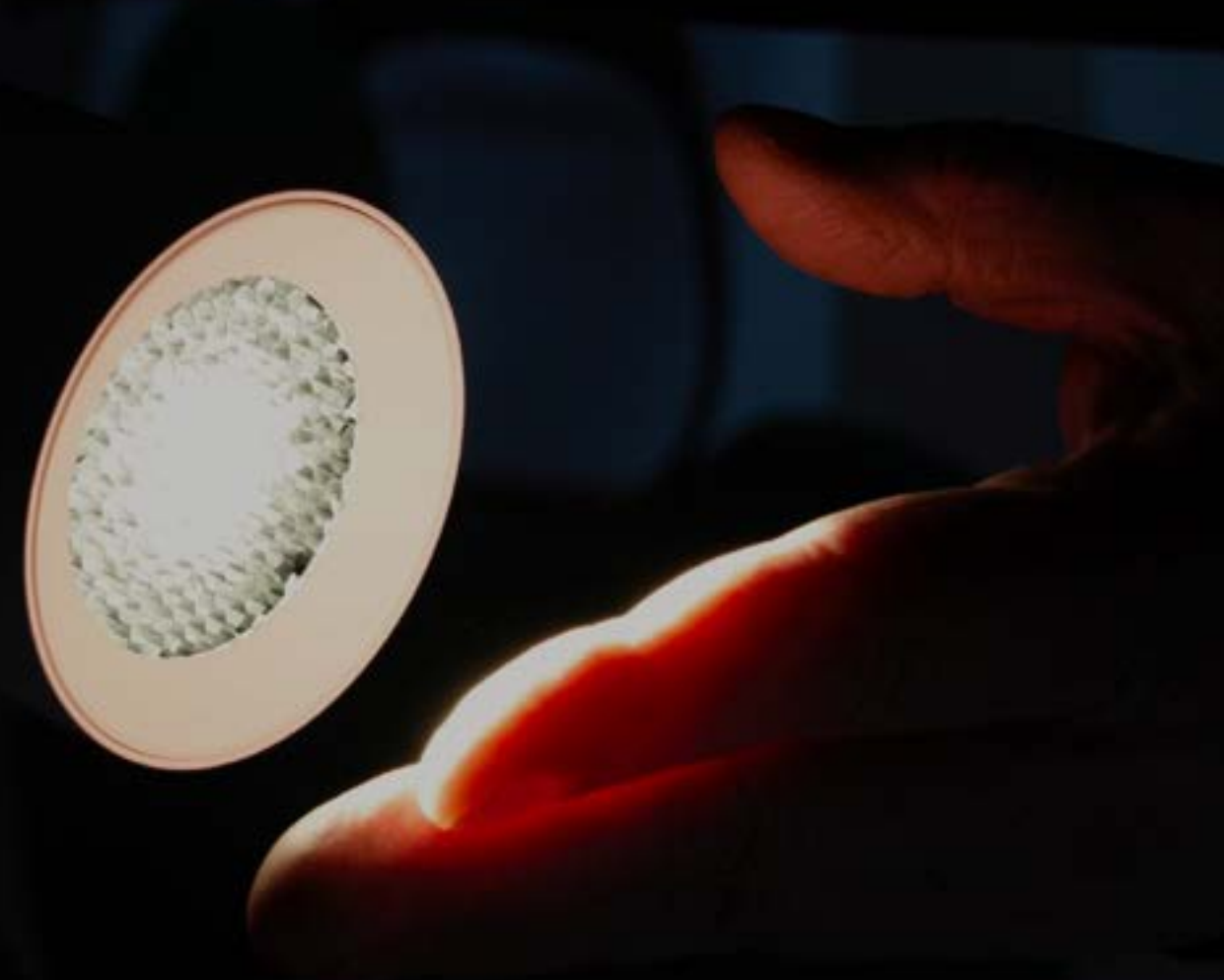
Code Construction

WDS X X X X



Accessories

LH06
 Low luminance hex louvre 
GEL50
 Colour corrective poly gel, consult with factory 
OPT5015S 15° Soft beam
OPT5015T 15° Tight beam
OPT5024 24°
OPT5036 36°
OPT4560 60°
OPT500 20x55° Oval
OPT50WW Wall Washer
 Field changeable optic 

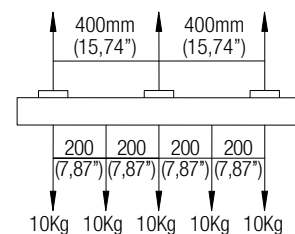
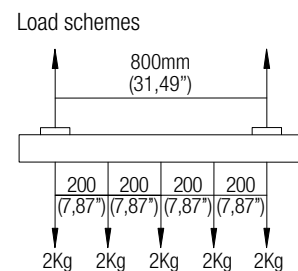
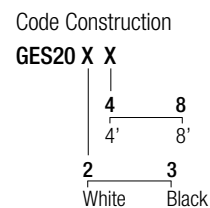
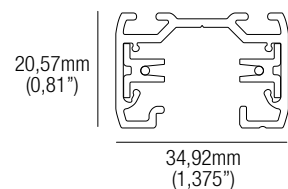


120V SINGLE CIRCUIT TRACK

IP20  us



The single circuit track system is designed for surface installations. It features electrified tracks made from extruded aluminium alloy, with copper conductor cables housed in high insulation resistance PVC extruded profiles. The system operates at 100/120V with a 15A mains power supply, and can also handle 380/440V industrial mains voltage. A variety of accessories are available, including linear, corner, tee, cross, and flexible joints, enabling the coupling of multiple tracks.



Accessories



LTSC-LF-2 White
LTSC-LF-3 Black
Live feed



LTSC-LMF-2 White
LTSC-LMF-3 Black
Live middle feed



LTSC-LC-2 White
LTSC-LC-3 Black
Linear coupler



LTSC-LLF-2 White
LTSC-LLF-3 Black
Live L feed



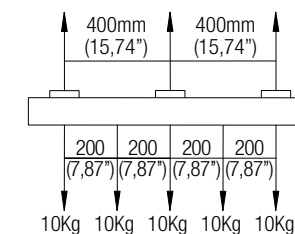
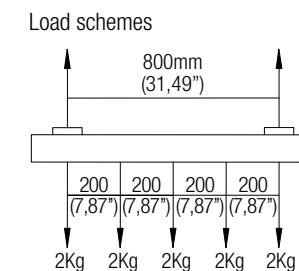
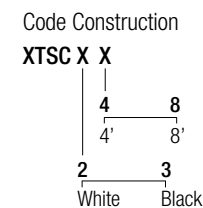
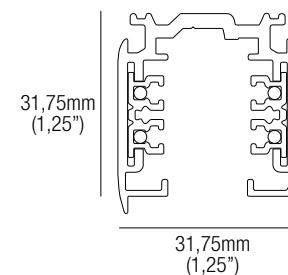
LTSC-EC-2 White
LTSC-EC-3 Black
Dead end

120V TRIPLE CIRCUIT DIMMING TRACK

IP20  us



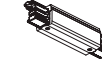
Three-phase track system for surface or recessed installation. The electrified tracks are made of extruded aluminium alloy. The copper conductor cables are housed in high insulation resistance PVC extruded profiles. 230/250V - 16A mains power supply voltage and 380/440V industrial mains voltage. The system includes a wide range of accessories, linear, corner, tee, cross and flexible joints, allowing multiple tracks to be coupled.



Accessories



LTTC-LF-2 White
LTTC-LF-3 Black
Live feed



LTTC-LMF-2 White
LTTC-LMF-3 Black
Live middle feed



LTTC-LC-2 White
LTTC-LC-3 Black
Linear coupler



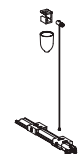
LTTC-LLF-2 White
LTTC-LLF-3 Black
Live L feed



LTTC-LLFR-2 White
LTTC-LLFR-3 Black
Live L feed reverse polarity



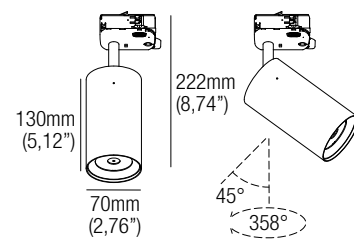
LTTC-EC-2 White
LTTC-EC-3 Black
Dead end



LTTC-SK-KIT-2 White
LTTC-SK-KIT-3 Black
Suspension kit, 2,74mm (9") cable

WAND 1020

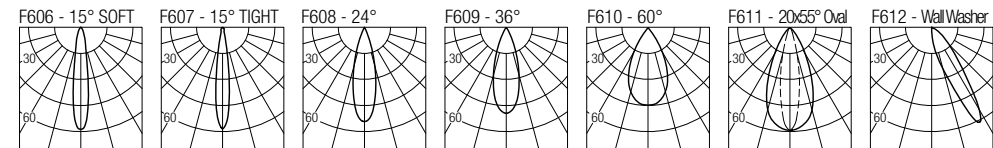
design: Jude Allen



Projector for 120V tracks

9W · 18W
CRI98 · 2-Step MacAdam

	9W	18W
2700K	1137 lm	2165 lm
3000K	1196 lm	2279 lm
3500K	1311 lm	2498 lm
4000K	1272 lm	2423 lm



Code Construction

WD X X X X X

W	D	X	X	X	X	X
1	2	3	4	5	6	7
15° Soft	15° Tight	24°	36°	60°	20x55° Oval	Wall Washer
1	5	C				
White	Black	Custom				

Track: 1 (1-Circuit Phase), 3 (3-Circuit Phase and 0-10V)
Power: 9 (9W), 18 (18W)
Color: 27 (2700K), 30 (3000K), 35 (3500K), 40 (4000K)

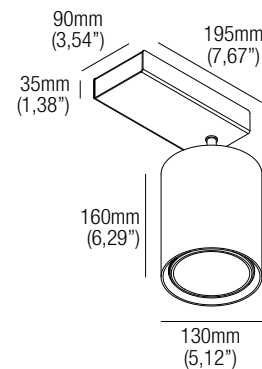
Accessories

- LH06** Low luminance hex louvre
- GEL50** Colour corrective poly gel, consult with factory
- OPT5015S** 15° Soft beam
- OPT5015T** 15° Tight beam
- OPT5024** 24°
- OPT5036** 36°
- OPT5060** 60°
- OPT500** 20x55° Oval
- OPT50WW** Wall Washer Field changeable optic



BULL 40

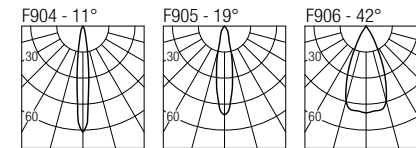
design: Lapo Grassellini



Projector for 120V tracks

36W
CRI95 · 2-Step MacAdam

2700K	3400 lm
3000K	3660 lm
3500K	3780 lm
4000K	3900 lm



Code Construction

BU4 X X X 9 X

B	U	4	X	X	X	9	X
			S	M	W		
			11°	19°	42°		
		27	30	35	40		
		2700K	3000K	3500K	4000K		
Body		1	5	C			
		White	Black	Custom			
Cylinder		1	5	C			
		White	Black	Custom			

Accessories

- BUX4NA** Low luminance louvre
- BUX4FL** Adjustable barn door flaps

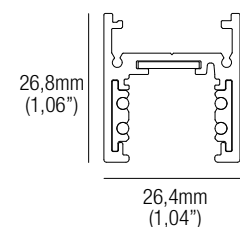


24V SURFACE SHALLOW TRACK

IP20 Class 2 cULus



A shallow profile for surface or pendant applications. The LV track range is a miniaturized, highly versatile low voltage track lighting system, crafted with premium-grade materials and finishes. Featuring a no-tool modular configuration for the luminaires, it offers endless adaptability and possibilities.

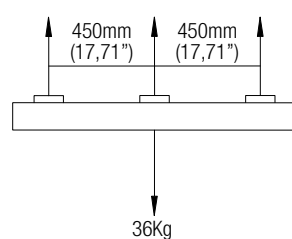
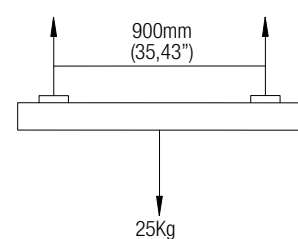


Code Construction

H01 X
WH **BL**
 White Black

24VDC Drivers
CV2496A 96W IP65
 Dimming: PHASE - 0-10V

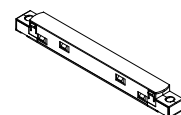
Load schemes - Schemi di carico



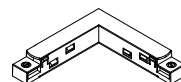
Accessories



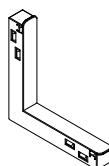
LFS1-WH White
LFS1-BL Black
 Power feed, short



LCI1-WH White
LCI1-BL Black
 Straight power connector



LCR1-WH White
LCR1-BL Black
 Horizontal power connector



LCR4-WH White
LCR4-BL Black
 Internal vertical power connector



SB1
 Straight brace, black



LB1
 Horizontal brace, black



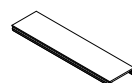
LB2
 Vertical brace, black



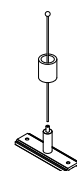
EC3-WH White
EC3-BL Black
 Aluminium end cap closed



EC4-WH White
EC4-BL Black
 Aluminium end cap open



CV2-WH White
CV2-BL Black
 Aluminium cover 1,22m (4')



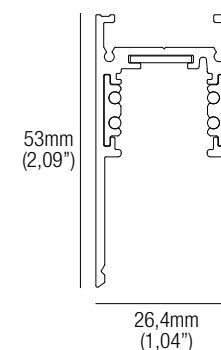
SSK-WH White
SSK-BL Black
 Suspension kit, 1,5m (5') cable

24V SURFACE DEEP TRACK

IP20 Class 2 cULus



A deep profile for surface or pendant applications. The LV track range is a miniaturized, highly versatile low voltage track lighting system, crafted with premium-grade materials and finishes. Featuring a no-tool modular configuration for the luminaires, it offers endless adaptability and possibilities.

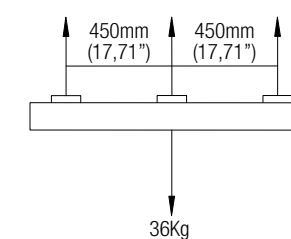
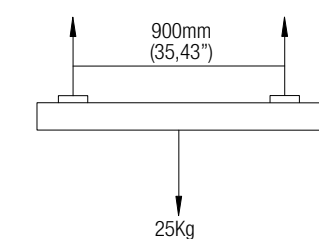


Code Construction

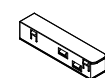
H03 X
WH **BL**
 White Black

24VDC Drivers
CV2496A 96W IP65
 Dimming: PHASE - 0-10V

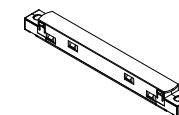
Load schemes - Schemi di carico



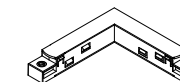
Accessories



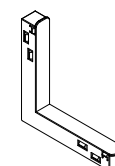
LFS1-WH White
LFS1-BL Black
 Power feed, short



LCI1-WH White
LCI1-BL Black
 Straight power connector



LCR1-WH White
LCR1-BL Black
 Horizontal power connector



LCR4-WH White
LCR4-BL Black
 Internal vertical power connector



SB1
 Straight brace, black



LB1
 Horizontal brace, black



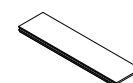
LB2
 Vertical brace, black



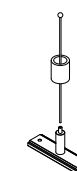
EC1-WH White
EC1-BL Black
 Aluminium end cap closed



EC2-WH White
EC2-BL Black
 Aluminium end cap open



CV1-WH White
CV1-BL Black
 Aluminium cover 1,22m (4')



SSK-WH White
SSK-BL Black
 Suspension kit, 1,5m (5') cable

24V RECESSED DEEP TRACK

IP20 Class 2 cULus



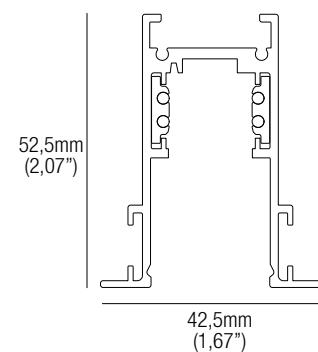
A deep profile for recessed applications. The LV track range is a miniaturized, highly versatile low voltage track lighting system, crafted with premium-grade materials and finishes. Featuring a no-tool modular configuration for the luminaires, it offers endless adaptability and possibilities.

24V TRIMLESS DEEP TRACK

IP20 Class 2 cULus



A deep profile for trimless recessed applications. The LV track range is a miniaturized, highly versatile low voltage track lighting system, crafted with premium-grade materials and finishes. Featuring a no-tool modular configuration for the luminaires, it offers endless adaptability and possibilities.

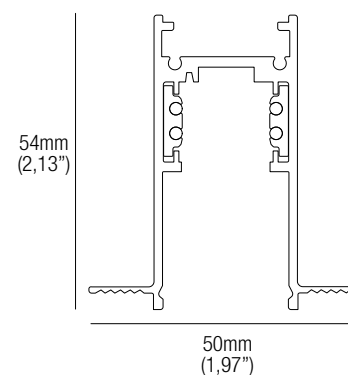
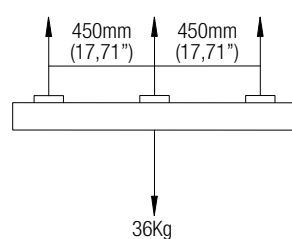
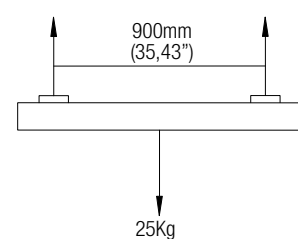


Code Construction

R01 X
WH **BL**
 White Black

24VDC Drivers
CV2496A 96W IP65
 Dimming: PHASE - 0-10V

Load schemes - Schemi di carico

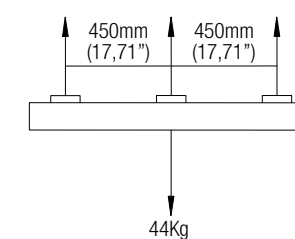
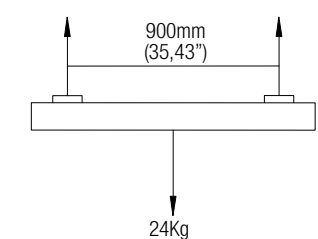


Code Construction

T02 X
WH **BL**
 White Black

24VDC Drivers
CV2496A 96W IP65
 Dimming: PHASE - 0-10V

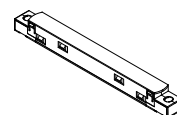
Load schemes - Schemi di carico



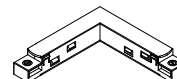
Accessories



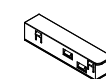
LFS1-WH White
LFS1-BL Black
 Power feed, short



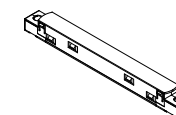
LCI1-WH White
LCI1-BL Black
 Straight power connector



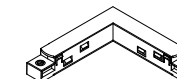
LCR1-WH White
LCR1-BL Black
 Horizontal power connector



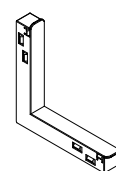
LFS1-WH White
LFS1-BL Black
 Power feed, short



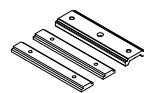
LCI1-WH White
LCI1-BL Black
 Straight power connector



LCR1-WH White
LCR1-BL Black
 Horizontal power connector



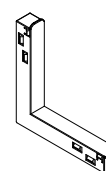
LCR4-WH White
LCR4-BL Black
 Internal vertical power connector



SB3
 Side brace kit



LB1
 Horizontal brace, black



LCR4-WH White
LCR4-BL Black
 Internal vertical power connector



SB1
 Straight brace, black




LB1
 Horizontal brace, black



LB2
 Vertical brace, black



RC1
 Back mount clip, galvanized



EC1-WH White
EC1-BL Black
 Aluminium end cap closed



LB2
 Vertical brace, black



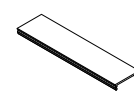
RC1
 Back mount clip, galvanized



EC1-WH White
EC1-BL Black
 Aluminium end cap closed



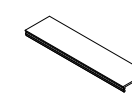
EC2-WH White
EC2-BL Black
 Aluminium end cap open



CV1-WH White
CV1-BL Black
 Aluminium cover 1,22m (4')



EC2-WH White
EC2-BL Black
 Aluminium end cap open

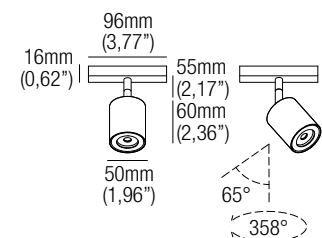


CV1-WH White
CV1-BL Black
 Aluminium cover 1,22m (4')

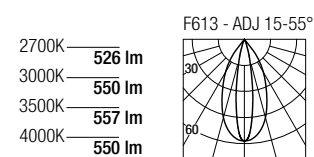
AIMEE X6

design: Jude Allen

IP20 Class 2 



Projector for 24VDC tracks
4,5W · 500mA (V, 9V) · Series wiring
CRI98 · 2-Step MacAdam



Code Construction


AEX6 X X	
27	30 35 40
2700K	3000K 3500K 4000K
1	5 C
White	Black Custom

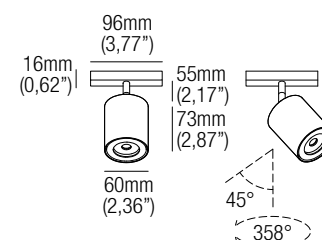
500mA Drivers
CV2496A (1..18) IP20
Dimming: PHASE - 0-10V



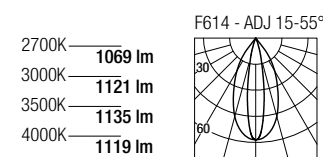
AIMEE X10

design: Jude Allen

IP20 Class 2 




Projector for 24VDC tracks
9W · 500mA (V, 18V) · Series wiring
CRI98 · 2-Step MacAdam



Code Construction


AEX10 X X	
27	30 35 40
2700K	3000K 3500K 4000K
1	5 C
White	Black Custom

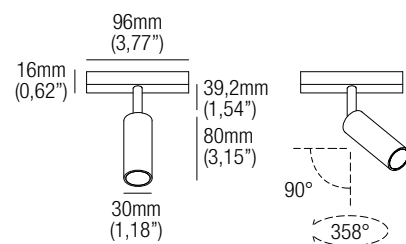
500mA Drivers
CV2496A (1..18) IP20
Dimming: PHASE - 0-10V



ELIA X6

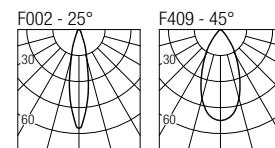
design: Jude Allen

IP20 Class 2  JA8



Projector for 24V tracks
 Static White: 4,5W · 24VDC
 Dim to Warm: 4,5W · 24VDC
 CRI98 · 2-Step MacAdam

2400K	406 lm	3500K	548 lm
2700K	517 lm	4000K	541 lm
3000K	541 lm	DW	358 lm



Code Construction

ELIX6 X X X

24	27	30	35	40	DW
2400K	2700K	3000K	3500K	4000K	Dim to Warm
S		M			
25°		45°			
1	5	C			
White	Black	Custom			

Accessories


LH01
 Low luminance hex louvre 

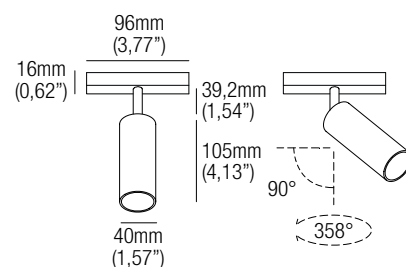
24VDC Drivers

CV2496A (1..18) IP65
 Dimming: PHASE - 0-10V

ELIA X10

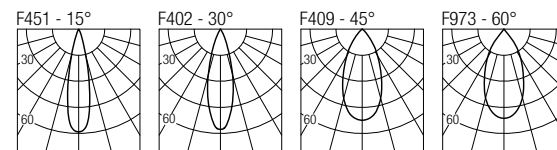
design: Jude Allen

IP20 Class 2  JA8



Projector for 24V tracks
 Static White: 9W · 24VDC
 Dim to Warm: 7,2W · 24VDC
 CRI98 · 2-Step MacAdam

2400K	744 lm
2700K	1088 lm
3000K	1142 lm
3500K	1156 lm
4000K	1139 lm
DW	645 lm



Code Construction

ELIX1 X X X

24	27	30	35	40	DW
2400K	2700K	3000K	3500K	4000K	Dim to Warm
S	M	F	W		
15°	30°	45°	60°		
1	5	C			
White	Black	Custom			

Accessories

LH02
 Low luminance hex louvre 


24VDC Drivers

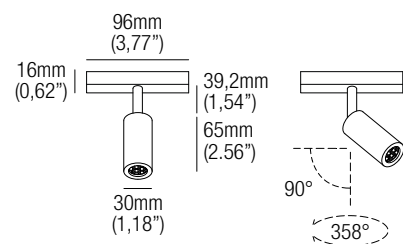
CV2496A (1..9) IP65
 Dimming: PHASE - 0-10V



ELIJAH X6

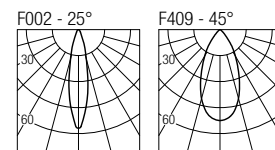
design: Jude Allen

IP20 Class 2  JA8



Projector for 24V tracks
 Static White: 4,5W · 24VDC
 Dim to Warm: 4,5W · 24VDC
 CRI98 · 2-Step MacAdam

2400K	406 lm	3500K	548 lm
2700K	517 lm	4000K	541 lm
3000K	541 lm	DW	358 lm



Code Construction

ELJX6 X X X


24	27	30	35	40	DW
2400K	2700K	3000K	3500K	4000K	Dim to Warm
S	M				
25°	45°				
1	5	C			
White	Black	Custom			

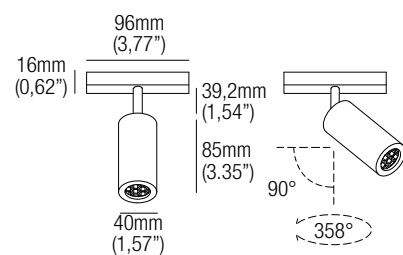
24VDC Drivers

CV2496A (1..18) IP65
 Dimming: PHASE - 0-10V

ELIJAH X10

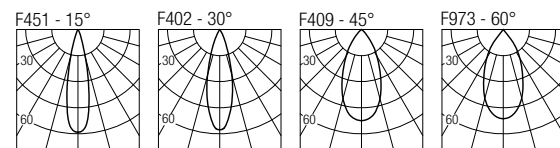
design: Jude Allen

IP20 Class 2  JA8



Projector for 24V tracks
 Static White: 9W · 24VDC
 Dim to Warm: 7,2W · 24VDC
 CRI98 · 2-Step MacAdam

2400K	744 lm	F451 - 15°
2700K	1088 lm	F402 - 30°
3000K	1142 lm	F409 - 45°
3500K	1156 lm	F973 - 60°
4000K	1139 lm	
DW	645 lm	




Code Construction

ELJX1 X X X

24	27	30	35	40	DW
2400K	2700K	3000K	3500K	4000K	Dim to Warm
S	M	F	W		
15°	30°	45°	60°		
1	5	C			
White	Black	Custom			


24VDC Drivers

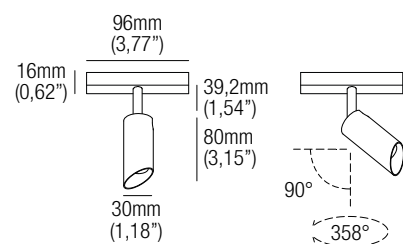
CV2496A (1..9) IP65
 Dimming: PHASE - 0-10V



ELO X6

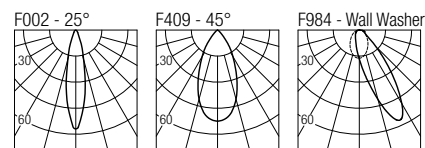
design: Jude Allen

IP20 Class 2  JA8



Projector for 24V tracks
 Static White: 4,5W · 24VDC
 Dim to Warm: 4,5W · 24VDC
 CRI98 · 2-Step MacAdam

2400K	406 lm	3500K	548 lm
2700K	517 lm	4000K	541 lm
3000K	541 lm	DW	358 lm



Code Construction

ELOX6 X X X

24	27	30	35	40	DW
2400K	2700K	3000K	3500K	4000K	Dim to Warm
S	M	D			
25°	45°	Wall Washer			
1	5	C			
White	Black	Custom			

Accessories


LH01
 Low luminance hex louvre 

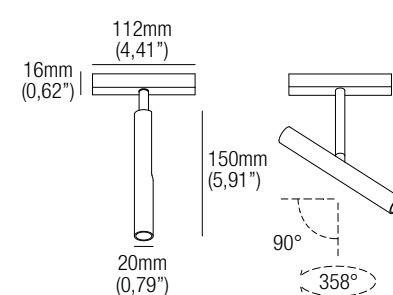
24VDC Drivers

CV2496A (1..18) IP65
 Dimming: PHASE - 0-10V

JOS X2

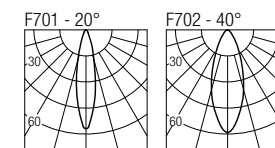
design: Roberto Mantovani

IP20 Class 2  JA8



Projector for 24V tracks
 1,5W · 24VDC
 CRI90 · 3-Step MacAdam

2700K	500mA	128 lm
3000K	133 lm	
3500K	146 lm	
4000K	154 lm	




Code Construction

JSX2 X X X

27	30	35	40
2700K	3000K	3500K	4000K
1	2		
20°	40°		
1	5	C	
White	Black	Custom	

Accessories


L001
 Low luminance hex louvre 

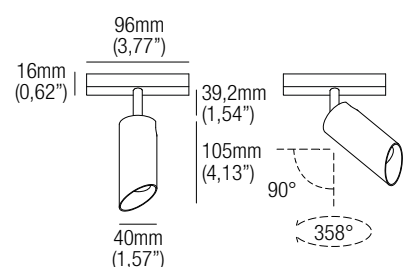
24VDC Drivers

CV2496A (1..60) IP65
 Dimming: PHASE - 0-10V

ELO X10

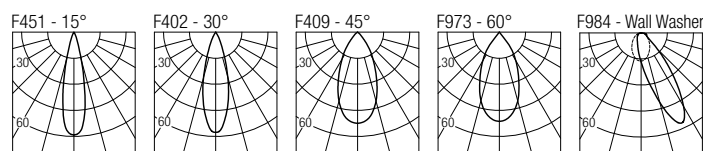
design: Jude Allen

IP20 Class 2  JA8



Projector for 24V tracks
 Static White: 9W · 24VDC
 Dim to Warm: 7,2W · 24VDC
 CRI98 · 2-Step MacAdam

2400K	744 lm
2700K	1088 lm
3000K	1142 lm
3500K	1156 lm
4000K	1139 lm
DW	645 lm




Code Construction

ELOX1 X X X

24	27	30	35	40	DW
2400K	2700K	3000K	3500K	4000K	Dim to Warm
S	M	F	W	D	
15°	30°	45°	60°	Wall Washer	
1	5	C			
White	Black	Custom			

Accessories


LH02
 Low luminance hex louvre 

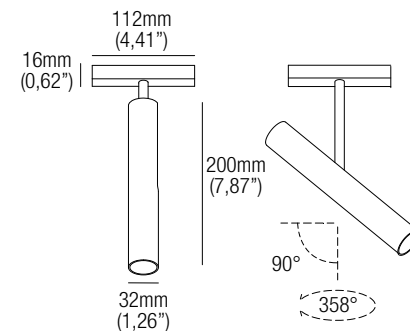
24VDC Drivers

CV2496A (1..9) IP65
 Dimming: PHASE - 0-10V

JOS X6

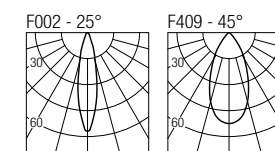
design: Roberto Mantovani

IP20 Class 2  JA8



Projector for 24V tracks
 Static White: 4,5W · 24VDC
 Dim to Warm: 4,5W · 24VDC
 CRI98 · 2-Step MacAdam

2400K	406 lm	3500K	548 lm
2700K	517 lm	4000K	541 lm
3000K	541 lm	DW	358 lm



Code Construction

JSX6 X X X

24	27	30	35	40	DW
2400K	2700K	3000K	3500K	4000K	Dim to Warm
1	2				
25°	45°				
1	5	C			
White	Black	Custom			

Accessories


LJ02 (White) - LJ02B (Black)
 Low luminance hex louvre 

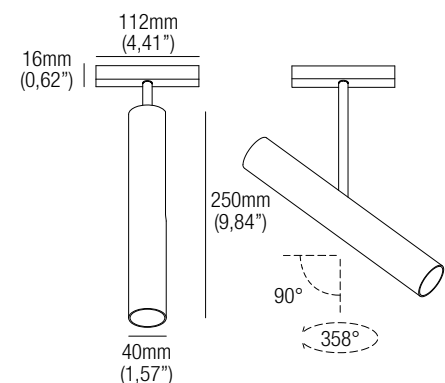
24VDC Drivers

CV2496A (1..18) IP65
 Dimming: PHASE - 0-10V

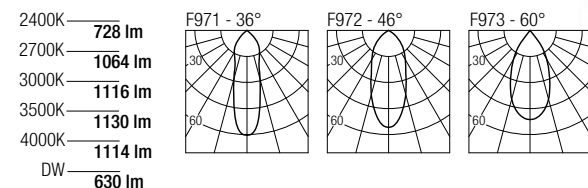
JOS X10

design: Roberto Mantovani

IP20 Class 2  JA8



Projector for 24V tracks
 Static White: 9W · 24VDC
 Dim to Warm: 7,2W · 24VDC
 CRI98 · 2-Step MacAdam



Code Construction

JSX1 X X X						
S	M	W				
36°	46°	60°				
24	27	30	35	40	DW	
2400K	2700K	3000K	3500K	4000K	Dim to Warm	
1	5	C				
White	Black	Custom				

Accessories

LJ01 (White) - **LJ01B** (Black)
 Low luminance hex louvre 


24VDC Drivers

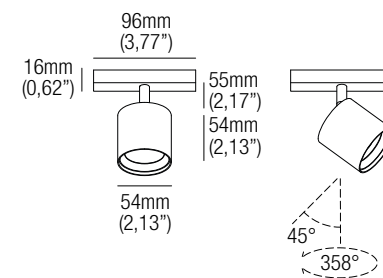
CV2496A (1..9) IP65
 Dimming: PHASE - 0-10V



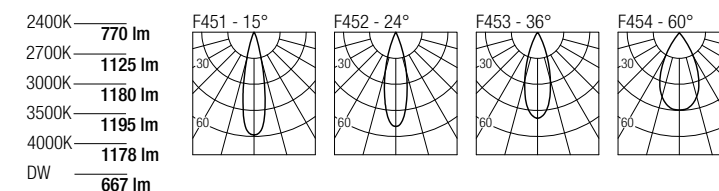
TEDDY X10

design: Jude Allen

IP20 Class 2  JA8




Projector for 24V tracks
 Static White: 9W · 24VDC
 Dim to Warm: 7,2W · 24VDC
 CRI98 · 2-Step MacAdam





Code Construction

TYX1 X X X						
24	27	30	35	40	DW	
2400K	2700K	3000K	3500K	4000K	Dim to Warm	
1	2	3	4			
15°	24°	36°	60°			
1	5	C				
White	Black	Custom				

Accessories

LH04
 Low luminance hex louvre 

GEL45
 Colour corrective poly gel, consult with factory 

OPT4515 15°
OPT4524 24°
OPT4536 36°
OPT4560 60°
 Field changeable optic 


24VDC Drivers

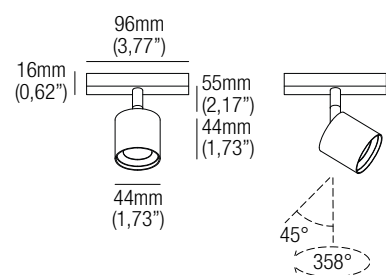
CV2496A (1..9) IP65
 Dimming: PHASE - 0-10V



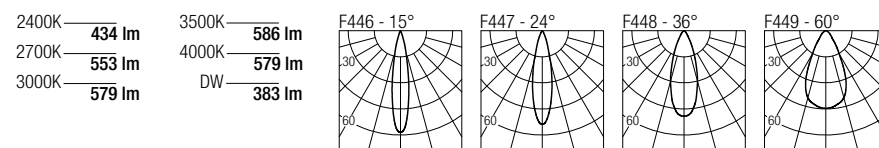
TEDDY X6

design: Jude Allen

IP20 Class 2  JA8




Projector for 24V tracks
 Static White: 4,5W · 24VDC
 Dim to Warm: 4,5W · 24VDC
 CRI98 · 2-Step MacAdam





Code Construction

TYX6 X X X						
24	27	30	35	40	DW	
2400K	2700K	3000K	3500K	4000K	Dim to Warm	
1	2	3	4			
15°	24°	36°	60°			
1	5	C				
White	Black	Custom				

Accessories

LH03
 Low luminance hex louvre 

GEL35
 Colour corrective poly gel, consult with factory 

OPT3515 15°
OPT3524 24°
OPT3536 36°
OPT3560 60°
 Field changeable optic 

24VDC Drivers

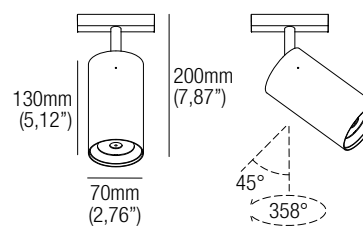
CV2496A (1..18) IP65
 Dimming: PHASE - 0-10V



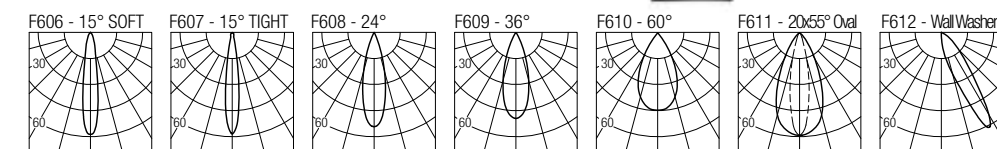
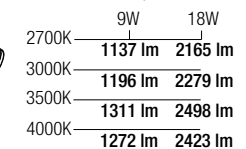
WAND X1020

design: Jude Allen

IP20 




Projector for 24V tracks
 9W · 18W
 CRI98 · 2-Step MacAdam




Code Construction

WDX X X X X						
Power	9	18				
	9W	18W				
27	30	35	40			
2700K	3000K	3500K	4000K			
1	2	3	4	5	6	7
15°	15°	24°	36°	60°	20x55°	Wall Washer
Soft	Tight				Oval	
1	5	C				
White	Black	Custom				

Accessories

LH06
 Low luminance hex louvre 

GEL50
 Colour corrective poly gel, consult with factory 

OPT5015S 15° Soft beam
OPT5015T 15° Tight beam
OPT5024 24°
OPT5036 36°
OPT5060 60°
OPT500 20x55° Oval
OPT50WW Wall Washer
 Field changeable optic 

24VDC Drivers

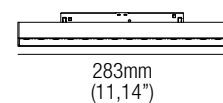
CV2496A (9W 1..9, 18W 1..4) IP65
 Dimming: PHASE - 0-10V



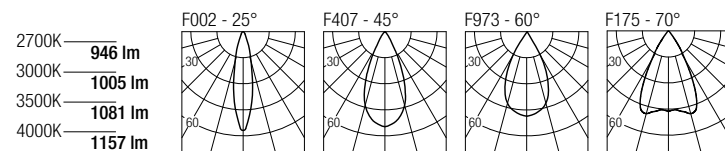
ESME PRECISION X10

design: Jude Allen

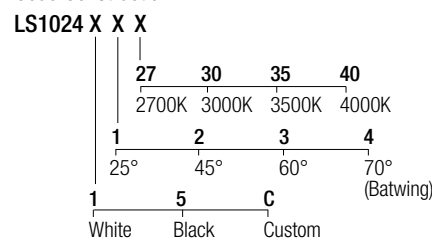
IP20 Class 2 cULus



Linear module for 24V tracks
9W · 24VDC
CRI95 · 3-Step MacAdam



Code Construction



24VDC Drivers

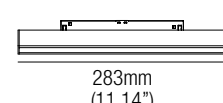
CV2496A (1..9) IP65
Dimming: PHASE - 0-10V



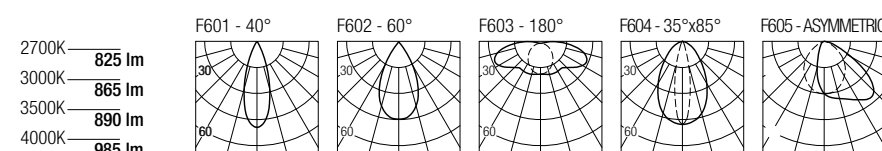
ESME PERFORMANCE X10

design: Jude Allen

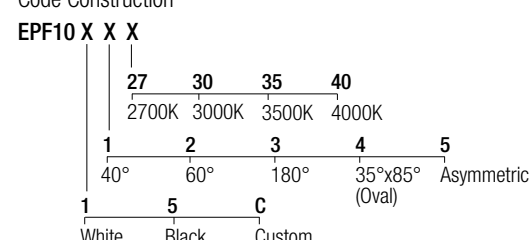
IP20 Class 2 cULus



Linear module for 24V tracks
9W · 24VDC
CRI98 · 3-Step MacAdam



Code Construction



24VDC Drivers

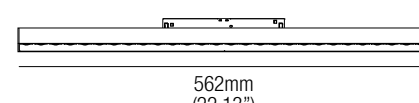
CV2496A (1..9) IP65
Dimming: PHASE - 0-10V



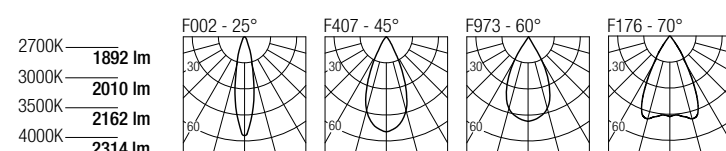
ESME PRECISION X20

design: Jude Allen

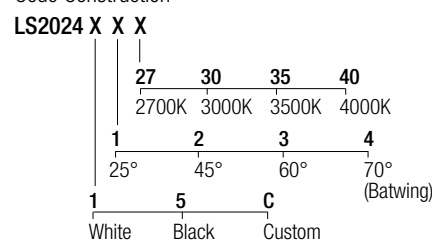
IP20 Class 2 cULus



Linear module for 24V tracks
18W · 24VDC
CRI95 · 3-Step MacAdam



Code Construction



24VDC Drivers

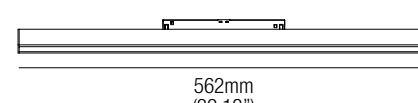
CV2496A (1..4) IP65
Dimming: PHASE - 0-10V



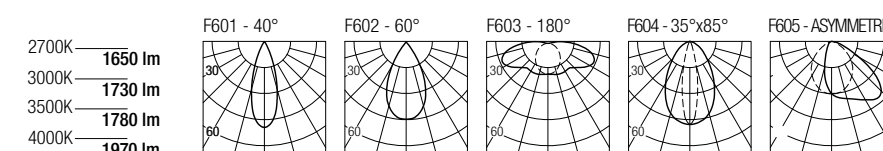
ESME PERFORMANCE X20

design: Jude Allen

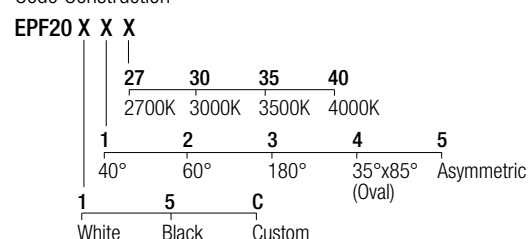
IP20 Class 2 cULus



Linear module for 24V tracks
18W · 24VDC
CRI98 · 3-Step MacAdam



Code Construction




24VDC Drivers

CV2496A (1..4) IP65
Dimming: PHASE - 0-10V



ESME X10

design: Jude Allen

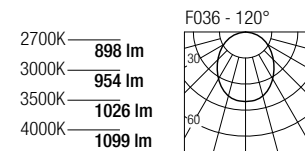
IP20 Class 2  us



283mm
(11,14")

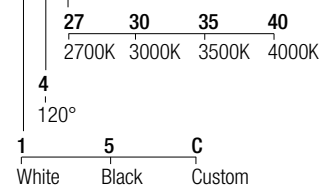
Linear module for 24V tracks

9W · 24VDC
CRI95 · 3-Step MacAdam



Code Construction

LD1024 X X X




24VDC Drivers

CV2496A (1..9) IP65
Dimming: PHASE - 0-10V

ESME X20

design: Jude Allen

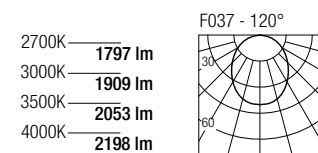
IP20 Class 2  us



562mm
(22,13")

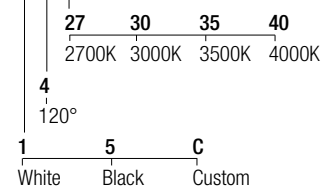
Linear module for 24V tracks

18W · 24VDC
CRI95 · 3-Step MacAdam





Code Construction

LD2024 X X X



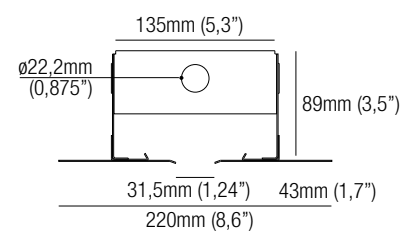
24VDC Drivers

CV2496A (1..4) IP65
Dimming: PHASE - 0-10V



MAGGY 36

design: Lapo Grassellini

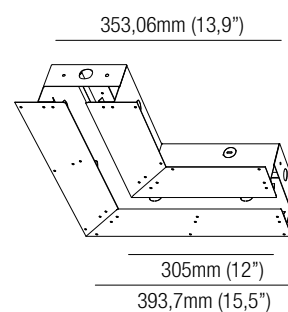


Trimless system for recessed installation.

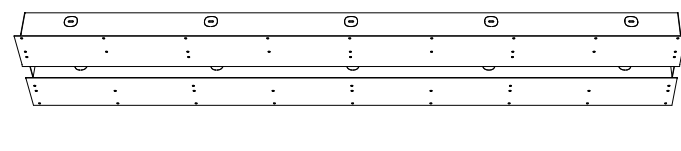
Maggy linear system allows the trimless installations of 36mm width that can be equipped with various light modules fastened to the structure via magnets. The side slots on the duct allow repositioning of the individual elements at any time.

Sistema trimless per installazione ad incasso.

Il sistema lineare Maggy permette la realizzazione di tagli trimless di larghezza 36mm, equipaggiabili con moduli luminosi di varie tipologie fissati alla struttura tramite calamite. Le asole laterali presenti sul canale consentono di posizionare gli apparecchi in qualsiasi punto, variandone la posizione in ogni momento.



MG36-LM
L-module

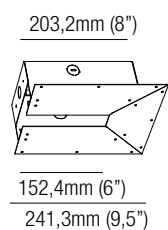


MG36-ST01
Straight module
305mm (12")

MG36-ST02
Straight module
610mm (24")

MG36-ST04
Straight module
1220mm (48")

MG36-ST06
Straight module
1829mm (72")



MG36-EC
End cap



LEONARD 36
ADJUSTABLE MODULE

The highly adjustable Leonard module remains entirely within the structure, guaranteeing maximum functionality and total invisibility of the fixture.

Il modulo Leonard, di elevata orientabilità, rimane interamente all'interno della struttura, garantendo la massima funzionalità combinata alla totale invisibilità dell'apparecchio.



DAVID 36
FIXED MODULE

The David high performance, fixed module, remaining entirely within the structure, has no visual impact.

Il modulo David, fisso, rimane interamente all'interno della struttura, con un'alta prestazione ed un impatto visivo nullo.



PRINCE 36
ADJUSTABLE MODULE

The Prince module provides a fully adjustable spotlight out of the ceiling line.

Il modulo Prince permette di avere un proiettore completamente orientabile che esce dal sistema.



BEN 36
LINEAR MODULE


The Ben linear module provides a line of diffuse lighting within the system.

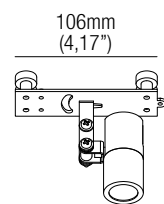
Il modulo lineare Ben permette la realizzazione di una linea di luce diffusa all'interno del sistema.



LEONARD 36

design: Lapo Grassellini

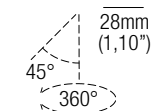
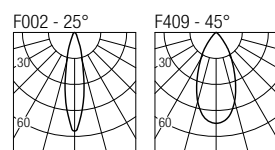
IP20 Class 2  JA8



Adjustable module for Maggy 36

4,5W · 24VDC
CRI98 · 2-Step MacAdam

2400K	406 lm	3500K	548 lm
2700K	517 lm	4000K	541 lm
3000K	541 lm	DW	358 lm




Code Construction

LN36 X 9 X

	S	M			
	25°	45°			
24	27	30	35	40	DW
2400K	2700K	3000K	3500K	4000K	Dim to Warm

Accessories

LH01
Low luminance hex louvre 

24VDC Drivers

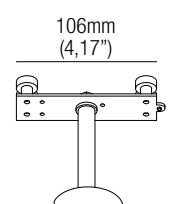
CV2496A (1..18) IP65
Dimming: PHASE - 0-10V



PRINCE 36

design: Lapo Grassellini

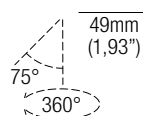
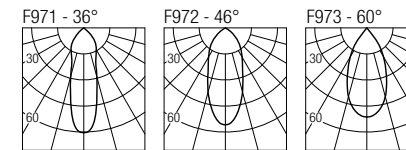
 IP20



Adjustable module for Maggy 36

9W · 24VDC
CRI98 · 2-Step MacAdam

2400K	728 lm	3500K	1130 lm
2700K	1064 lm	4000K	1114 lm
3000K	1116 lm	DW	630 lm




Code Construction

PR36 X 9 X

	S	M	W		
	36°	46°	60°		
24	27	30	35	40	DW
2400K	2700K	3000K	3500K	4000K	Dim to Warm

Accessories

LH01
Low luminance hex louvre 


24VDC Drivers

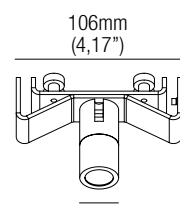
CV2496A (1..9) IP65
Dimming: PHASE - 0-10V



DAVID 36

design: Lapo Grassellini

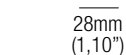
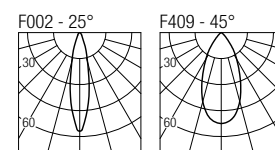
IP20 Class 2  JA8



Fixed module for Maggy 36

9W · 24VDC
CRI98 · 2-Step MacAdam

2700K	661 lm	4000K	767 lm
3000K	698 lm	DW	623 lm
3500K	747 lm		



Code Construction

DA36 X 9 X

	S	M		
	25°	45°		
27	30	35	40	DW
2700K	3000K	3500K	4000K	Dim to Warm

Accessories

LH01
Low luminance hex louvre 

24VDC Drivers

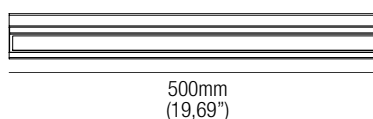
CV2496A (1..9) IP65
Dimming: PHASE - 0-10V



BEN 36

design: Lapo Grassellini

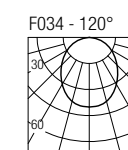
 IP20



Linear module for Maggy 36

15W · 24VDC
CRI95 · 2-Step MacAdam

2700K	1050 lm
3000K	1071 lm
3500K	1093 lm
4000K	1112 lm



Code Construction

BE360 X

27	30	35	40
2700K	3000K	3500K	4000K

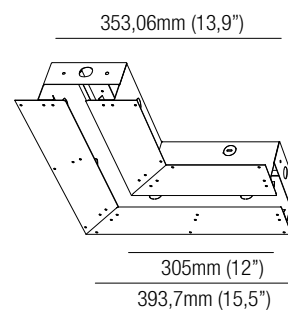
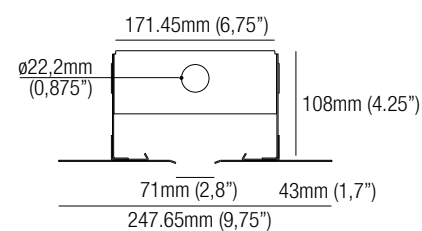
24VDC Drivers

CV2496A (1..6) IP65
Dimming: PHASE - 0-10V

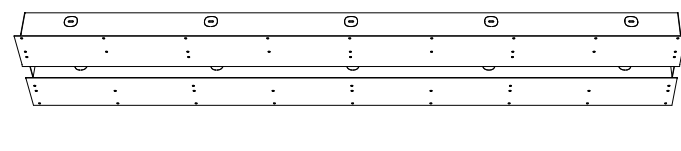


MAGGY 72

design: Lapo Grassellini



MG72-LM
L-module

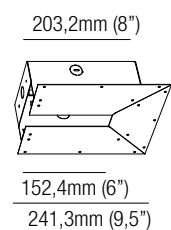


MG72-ST01
Straight module
305mm (12")

MG72-ST02
Straight module
610mm (24")

MG72-ST04
Straight module
1220mm (48")

MG72-ST06
Straight module
1829mm (72")



MG36-EC
End cap

Trimless system for recessed installation.

Maggy linear system allows the trimless installations of 72mm width that can be equipped with various light modules fastened to the structure via magnets. The side slots on the duct allow repositioning of the individual elements at any time.

Sistema trimless per installazione ad incasso.

Il sistema lineare Maggy permette la realizzazione di tagli trimless di larghezza 72mm, equipaggiabili con moduli luminosi di varie tipologie fissati alla struttura tramite calamite. Le asole laterali presenti sul canale consentono di posizionare gli apparecchi in qualsiasi punto, variandone la posizione in ogni momento.



LEONARD 72
ADJUSTABLE MODULE

The highly adjustable Leonard module remains entirely within the structure, guaranteeing maximum functionality and total invisibility of the fixture.

Il modulo Leonard, di elevata orientabilità, rimane interamente all'interno della struttura, garantendo la massima funzionalità combinata alla totale invisibilità dell'apparecchio.



DAVID 72
FIXED MODULE

The David high performance, fixed module, remaining entirely within the structure, has no visual impact.

Il modulo David, fisso, rimane interamente all'interno della struttura, con un'alta prestazione ed un impatto visivo nullo.



PRINCE 72
ADJUSTABLE MODULE

The Prince module provides a fully adjustable spotlight out of the ceiling line.

Il modulo Prince permette di avere un proiettore completamente orientabile che esce dal sistema.



BEN 72
LINEAR MODULE


The Ben linear module provides a line of diffuse lighting within the system.

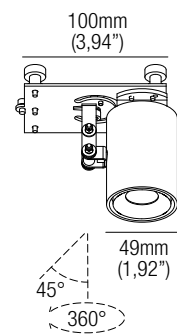
Il modulo lineare Ben permette la realizzazione di una linea di luce diffusa all'interno del sistema.



LEONARD 72

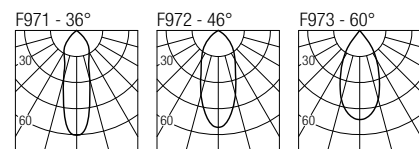
design: Lapo Grassellini

IP20 Class 2  JA8



Adjustable module for Maggy 72
9W · 24VDC
CRI98 · 2-Step MacAdam

2400K	728 lm	3500K	1130 lm
2700K	1064 lm	4000K	1114 lm
3000K	1116 lm	DW	630 lm



Code Construction

LN72 X 9 X

S	M	W
36°	46°	60°
24	27	30
2400K	2700K	3000K
		3500K
		4000K
		Dim to Warm

Accessories

LH01
Low luminance hex louvre 


24VDC Drivers

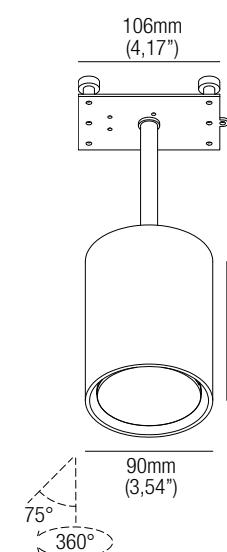
CV2496A (1..9) IP65
Dimming: PHASE - 0-10V



PRINCE 72

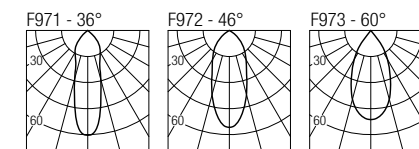
design: Lapo Grassellini

IP20 Class 2  JA8



Adjustable module for Maggy 72
18W · 24VDC
CRI98 · 2-Step MacAdam

2700K	1659 lm
3000K	1752 lm
3500K	1873 lm
4000K	1925 lm



Code Construction

PR72 X 9 X

S	M	W
36°	46°	60°
27	30	35
2700K	3000K	3500K
		4000K


24VDC Drivers

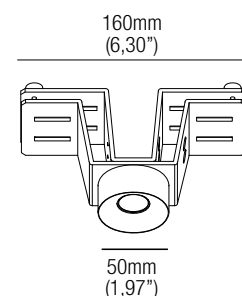
CV2496A (1..4) IP65
Dimming: PHASE - 0-10V



DAVID 72

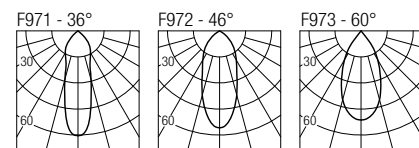
design: Lapo Grassellini

IP20 Class 2  JA8



Fixed module for Maggy 72
18W · 24VDC
CRI98 · 2-Step MacAdam

2700K	1659 lm
3000K	1752 lm
3500K	1873 lm
4000K	1925 lm



Code Construction

DA72 X 9 X

S	M	W
36°	46°	60°
27	30	35
2700K	3000K	3500K
		4000K

Accessories

LH01
Low luminance hex louvre 


24VDC Drivers

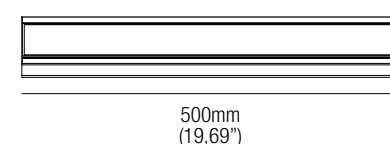
CV2496A (1..4) IP65
Dimming: PHASE - 0-10V



BEN 72

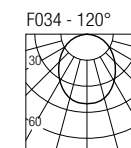
design: Lapo Grassellini

IP20 Class 2  JA8



Linear module for Maggy 72
30W · 24VDC
CRI95 · 2-Step MacAdam

2700K	2100 lm
3000K	2142 lm
3500K	2186 lm
4000K	2224 lm



Code Construction

BE720 X

S	M	W
36°	46°	60°
27	30	35
2700K	3000K	3500K
		4000K

24VDC Drivers

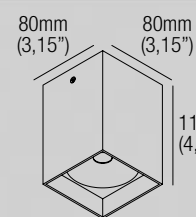
CV2496A (1..3) IP65
Dimming: PHASE - 0-10V



ARIK 6

design: Roberto Mantovani

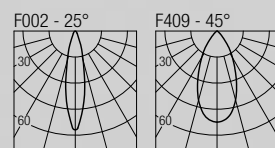
IP20 Class 2 



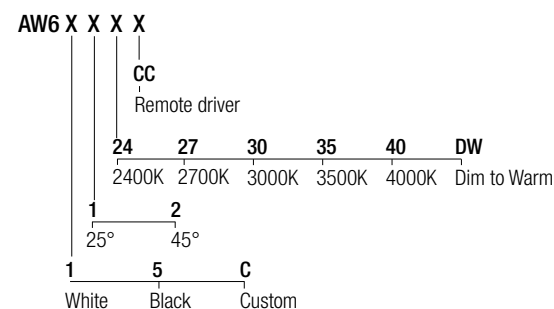
Ceiling mounted luminaire

Static White: 4,5W · 500mA (V_i 9V) · Series wiring
 Dim to Warm: 4,5W · 250mA (V_i 18V) · Series wiring
 CRI98 · 2-Step MacAdam

2400K	406 lm	3500K	548 lm
2700K	517 lm	4000K	541 lm
3000K	541 lm	DW	358 lm



Code Construction



Static White - 500mA Drivers

- CCPR010A-500** (1..2) IP20
Dimming: PHASE - 0-10V
- CCPR040A-500** (1..6) IP20
Dimming: PHASE - 0-10V

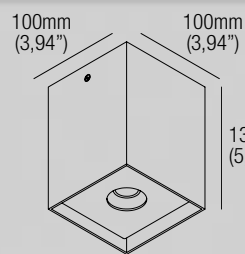
Dim to Warm - 250mA Drivers

- CCPR010A-250-DW** (1..2) IP20
Dimming: PHASE - 0-10V
- CCPR040A-250-DW** (1..3) IP20
Dimming: PHASE - 0-10V

ARIK 10

design: Roberto Mantovani

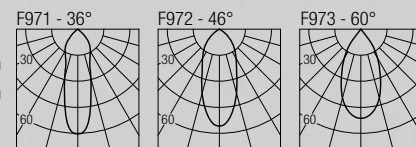
IP20 Class 2 



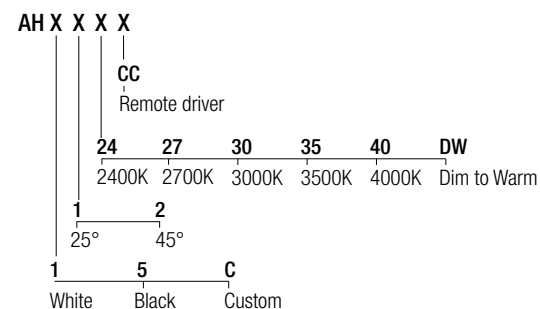
Ceiling mounted luminaire

Static White: 9W · 500mA (V_i 18V) · Series wiring
 Dim to Warm: 7,2W · 400mA (V_i 18V) · Series wiring
 CRI98 · 2-Step MacAdam

2400K	728 lm	3500K	1130 lm
2700K	1064 lm	4000K	1114 lm
3000K	1116 lm	DW	630 lm



Code Construction



Static White - 500mA Drivers

- CCPR010A-500** (1) IP20
Dimming: PHASE - 0-10V
- CCPR040A-500** (1..3) IP20
Dimming: PHASE - 0-10V

Dim to Warm - 400mA Drivers

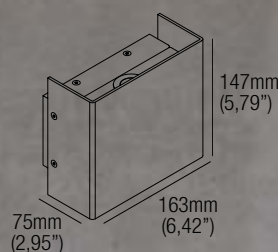
- CCPR010A-400** (1) IP20
Dimming: PHASE - 0-10V
- CCPR040A-400** (1..3) IP20
Dimming: PHASE - 0-10V



CADMO 6

design: Roberto Mantovani

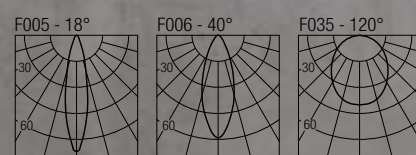
IP65 Class 2 



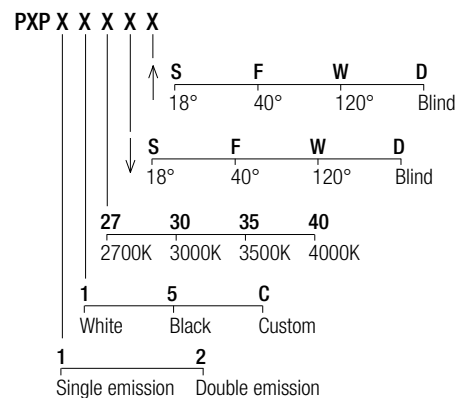
Wall mounted luminaire

4,5W (single) 9W (double) · 500mA (V, 9-2x9V) · Series wiring
CRI98 · 2-Step MacAdam

	Single	Double
2700K	384 lm	768 lm
3000K	400 lm	800 lm
3500K	433 lm	866 lm
4000K	462 lm	924 lm



Code Construction



Static White - 500mA Drivers

CCPRO10A-500 (1..2/1) IP20

Dimming: PHASE - 0-10V

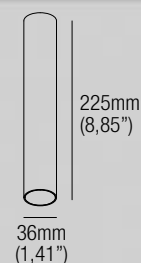
CCPRO40A-500 (1..6/1..3) IP20

Dimming: PHASE - 0-10V

LINE S6

design: Jude Allen

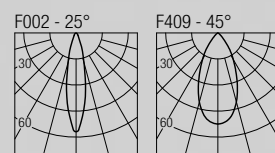
IP20 Class 2 



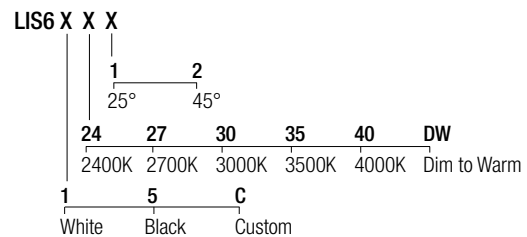
Ceiling mounted luminaire

Static White: 4,5W · 500mA (V, 9V) · Series wiring
Dim to Warm: 4,5W · 250mA (V, 18V) · Series wiring
CRI98 · 2-Step MacAdam

2400K	406 lm	3500K	548 lm
2700K	517 lm	4000K	541 lm
3000K	541 lm	DW	358 lm



Code Construction



Accessories

LH01
Low luminance hex louvre 

Static White - 500mA Drivers

CCPRO10A-500 (1..2) IP20

Dimming: PHASE - 0-10V

CCPRO40A-500 (1..6) IP20

Dimming: PHASE - 0-10V

Dim to Warm - 250mA Drivers

CCPRO10A-250-DW (1..2) IP20


Dimming: PHASE - 0-10V

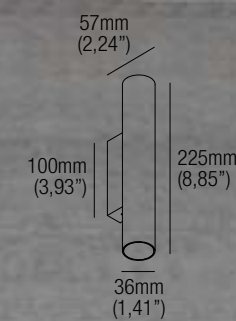
CCPRO40A-250-DW (1..3) IP20

Dimming: PHASE - 0-10V

LINI W6

design: Jude Allen

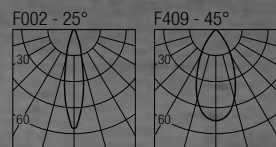
IP20 Class 2  ADA



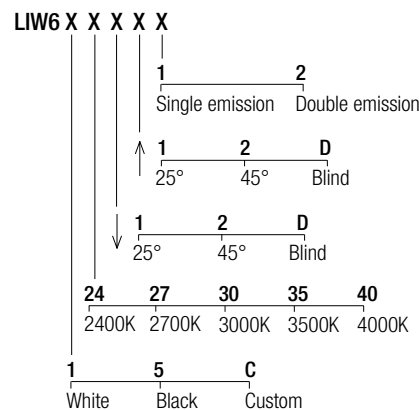
Wall mounted luminaire

Static White: 4,5W (single) 9W (double) · 500mA (V, 9-2x9V) · Series wiring
 Dim to Warm: 4,5W (single) 9W (double) · 250mA (V, 18-2x18V) · Series wiring
 CRI98 · 2-Step MacAdam

	single	double
2400K	406 lm	812 lm
2700K	517 lm	1034 lm
3000K	541 lm	1082 lm
3500K	548 lm	1096 lm
4000K	541 lm	1082 lm
DW	358 lm	716 lm



Code Construction



Accessories

LH01
Low luminance hex louvre 

Static White - 500mA Drivers

CCPRO10A-500 (1..2/1) IP20
Dimming: PHASE - 0-10V
CCPRO40A-500 (1..6/1..3) IP20
Dimming: PHASE - 0-10V

Dim to Warm - 250mA Drivers

CCPRO10A-250-DW (1..2/1) IP20
Dimming: PHASE - 0-10V
CCPRO40A-250-DW (1..3/1) IP20
Dimming: PHASE - 0-10V

ART

design: Roberto Mantovani

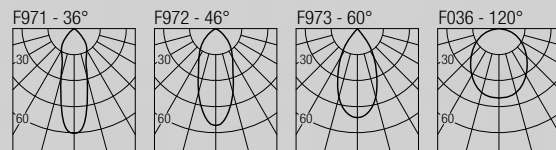
IP65 Class 2 



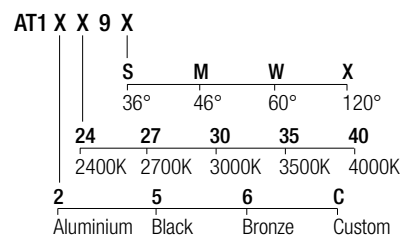
Ceiling mounted luminaire

7,5W · 24VDC · Parallel wiring
 CRI98 · 2-Step MacAdam

2400K	487 lm
2700K	655 lm
3000K	688 lm
3500K	697 lm
4000K	686 lm



Code Construction



Accessories

LOD1
Low luminance hex louvre 

24VDC Drivers

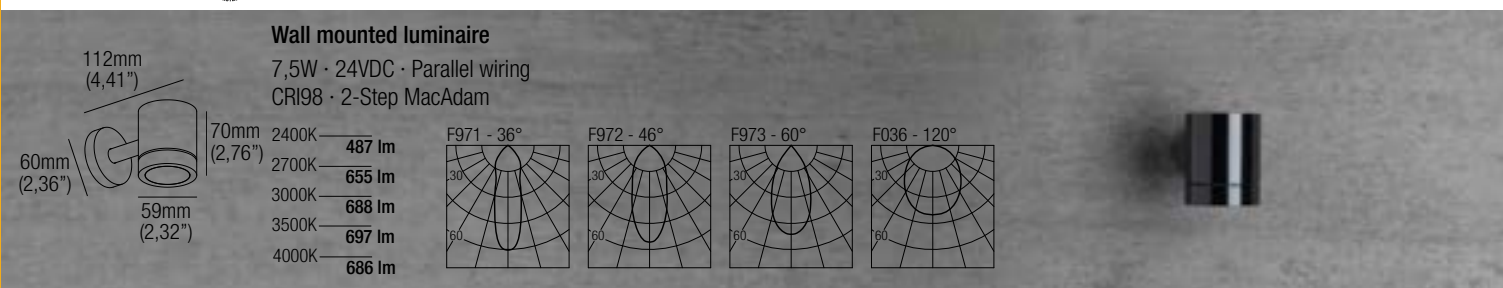
DLM.30 (1..3) IP20
Dimming: PHASE - 0-10V
DLM.60 (1..7) IP20
Dimming: PHASE - 0-10V
DLM.100 (1..12) IP20
Dimming: PHASE - 0-10V



KELLER S

design: Roberto Mantovani

IP65 Class 2 



Code Construction

KE1 X X 9 X				
	S	M	W	X
	36°	46°	60°	120°
24	27	30	35	40
2400K	2700K	3000K	3500K	4000K
2	5	6	C	
Aluminium	Black	Bronze	Custom	

Accessories

LOD1
Low luminance hex louvre 

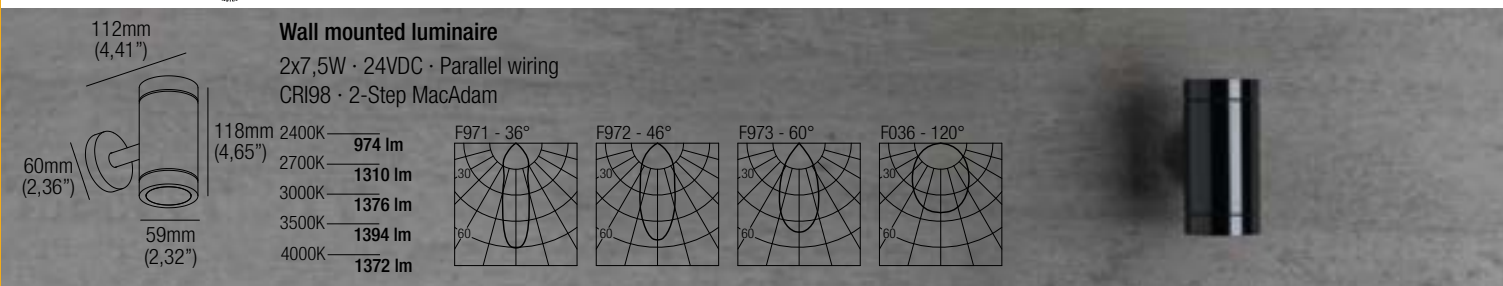
24VDC Drivers

- DLM.30** (1..3) IP20
Dimming: PHASE - 0-10V
- DLM.60** (1..7) IP20
Dimming: PHASE - 0-10V
- DLM.100** (1..12) IP20
Dimming: PHASE - 0-10V

KELLER D

design: Roberto Mantovani


IP65 Class 2 



Code Construction

KE2 X X 9 X X				
	S	M	W	X
	36°	46°	60°	120°
24	27	30	35	40
2400K	2700K	3000K	3500K	4000K
2	5	6	C	
Aluminium	Black	Bronze	Custom	

Accessories

2xLOD1
Low luminance hex louvre 

24VDC Drivers

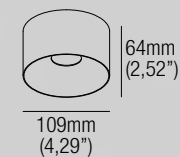
- DLM.30** (1) IP20
Dimming: PHASE - 0-10V
- DLM.60** (1..3) IP20
Dimming: PHASE - 0-10V
- DLM.100** (1..6) IP20
Dimming: PHASE - 0-10V



CRU

design: Jude Allen

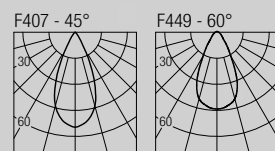
IP20 Class 2 



Ceiling mounted luminaire

9W · 120VAC
CRI98 · 2-Step MacAdam

2700K	882 lm
3000K	926 lm
3500K	1015 lm
4000K	985 lm



Code Construction

CRU X X X


27	30	35	40
2700K	3000K	3500K	4000K
1	2		
45°	60°		
1	5	C	
White	Black	Custom	

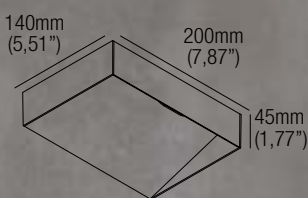
Accessories

LH05
Low luminance hex louvre 

GAGA

design: Lapo Grassellini


IP20 Class 2 



Wall mounted luminaire

Static White: 2x9W · 500mA (V, 2x18V) · Series wiring
Dim to Warm: 2x7,2W · 400mA (V, 2x18V) · Series wiring
CRI98 · 2-Step MacAdam

2400K	1456 lm	4000K	2228 lm
2700K	2128 lm	DW	1260 lm
3000K	2232 lm		
3500K	1260 lm		



Code Construction

GG1 X X 9

24	27	30	35	40	DW
2400K	2700K	3000K	3500K	4000K	Dim to Warm
1	5	C			
White	Black	Custom			

Static White - 500mA Drivers

CCPRO40A-500 (1) IP20
Dimming: PHASE - 0-10V

Dim to Warm - 400mA Drivers

CCPRO40A-400 (1) IP20
Dimming: PHASE - 0-10V


Tunable White - 500mA Drivers

DL0561S1 (1) IP20
Dimming: 0-10V

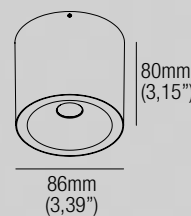


SASABUNE

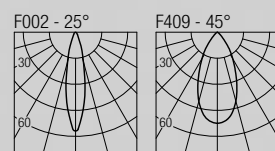
design: Lapo Grassellini

IP65 Class 2 

Ceiling mounted luminaire
 9W · 500mA (V, 18V) · Series wiring
 CRI98 · 2-Step MacAdam



2700K	661 lm
3000K	698 lm
3500K	747 lm
4000K	767 lm
DW	623 lm



Code Construction

SB1 X X 9 X			
	S	W	
	25°	45°	
27	30	35	40
2700K	3000K	3500K	4000K
1	5	C	
White	Black	Custom	

Static White - 500mA Drivers

CCPR010A-500 (1) IP20
 Dimming: PHASE - 0-10V

CCPR040A-500 (1..6) IP20
 Dimming: PHASE - 0-10V

Dim to Warm - 250mA Drivers

CCPR010A-250-DW (1) IP20
 Dimming: PHASE - 0-10V

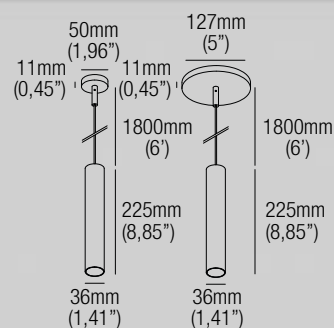
CCPR040A-250-DW (1..3) IP20
 Dimming: PHASE - 0-10V



LINI P6

design: Jude Allen

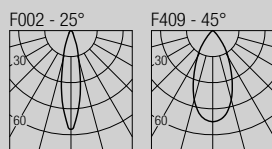
IP20 Class 2 



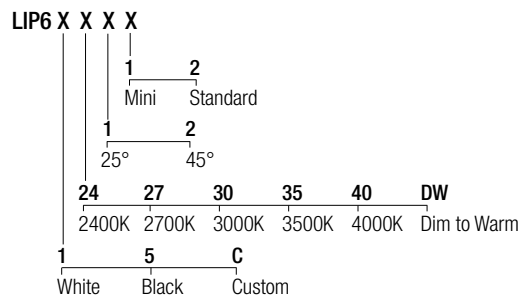
Pendant

Static White: 4,5W · 500mA (V_i 9V) · Series wiring
 Dim to Warm: 4,5W · 250mA (V_i 18V) · Series wiring
 CRI98 · 2-Step MacAdam

2400K	406 lm	3500K	548 lm
2700K	517 lm	4000K	541 lm
3000K	541 lm	DW	358 lm



Code Construction



Accessories

LH01
 Low luminance hex louvre 

Static White - 500mA Drivers

CCPRO10A-500 (1..2) IP20
 Dimming: PHASE - 0-10V
CCPRO40A-500 (1..6) IP20
 Dimming: PHASE - 0-10V

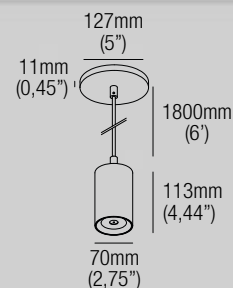
Dim to Warm - 250mA Drivers

CCPRO10A-250-DW (1..2) IP20
 Dimming: PHASE - 0-10V
CCPRO40A-250-DW (1..3) IP20
 Dimming: PHASE - 0-10V

WAND P1020

design: Jude Allen

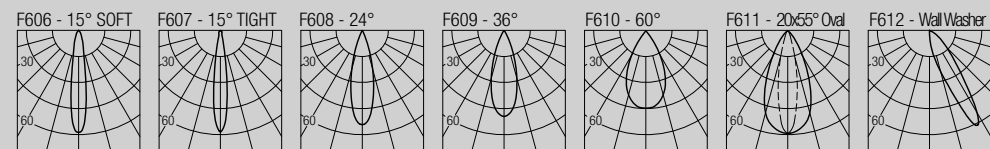
IP20 



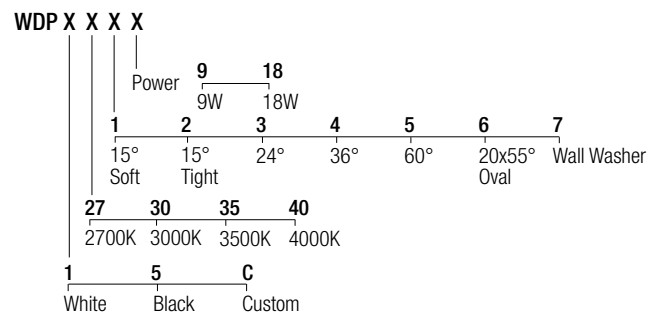
Pendant

9W · 18W · 120VAC
 CRI98 · 2-Step MacAdam


	9W	18W
2700K	1137 lm	2165 lm
3000K	1196 lm	2279 lm
3500K	1311 lm	2498 lm
4000K	1272 lm	2423 lm





Code Construction



Accessories

LH06
 Low luminance hex louvre 


GEL50
 Colour corrective poly gel, consult with factory 

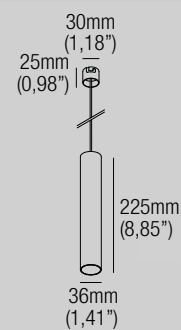
OPT5015S 15° Soft beam
OPT5015T 15° Tight beam
OPT5024 24°
OPT5036 36°
OPT4560 60°
OPT500 20x55° Oval
OPT50WW Wall Washer
 Field changeable optic 



LINE PT6

design: Jude Allen

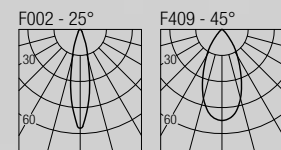
IP20 Class 2 



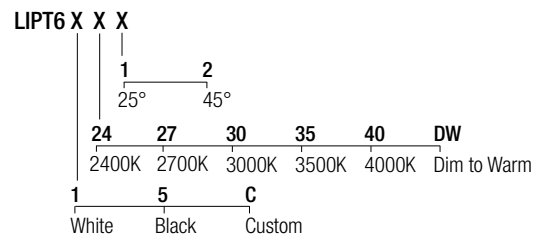
Trimless pendant

Static White: 4,5W · 500mA (V_i 9V) · Series wiring
 Dim to Warm: 4,5W · 250mA (V_i 18V) · Series wiring
 CRI98 · 2-Step MacAdam

2400K	406 lm	3500K	548 lm
2700K	517 lm	4000K	541 lm
3000K	541 lm	DW	358 lm



Code Construction



Accessories

- AT064R01045**
Airtight recessed housing for insulated ceiling
- IC064R01045**
Recessed housing for insulated ceiling
- MP-R045**
Baseplate
- R01045**
T-bar baseplate
- ZQC001** White
Plasterboard recessing frame
- ZQC001.BMK-WH** White
ZQC001.BMK-BLK Black
ZQC001.BMK-CU Custom
Backmount frame for hard surfaces
- LH01**
Low luminance hex louvre

Static White - 500mA Drivers

- CCPR010A-500** (1..2) IP20
Dimming: PHASE - 0-10V
- CCPR040A-500** (1..6) IP20
Dimming: PHASE - 0-10V

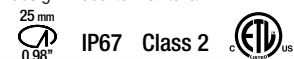
Dim to Warm - 250mA Drivers

- CCPR010A-250-DW** (1..2) IP20
Dimming: PHASE - 0-10V
- CCPR040A-250-DW** (1..3) IP20
Dimming: PHASE - 0-10V



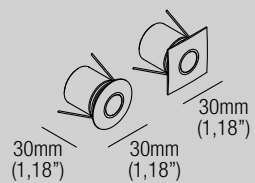
PUCK

design: Roberto Mantovani

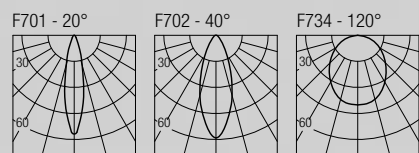


Flush optic IP-rated downlight

1W · 350mA (V, 2, 9V) · Series wiring
CRI90 · 3-Step MacAdam



2700K	81 lm
3000K	81 lm
3500K	100 lm
4000K	107 lm



Code Construction

PK	X	X	X	X
	B	N	Z	C
	White	Black	INOX AISI 316L	Custom
	27	30	35	40
	2700K	3000K	3500K	4000K
	1	2	9	
	20°	40°	120°	
	1	2		
	Round	Square		

Accessories

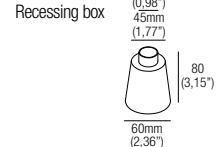
AT064R01025
Airtight recessed housing for insulated ceiling

IC064R01025
Recessed housing for insulated ceiling

MP-R025
Baseplate

R01025
T-bar baseplate

CSTY01
Recessing box



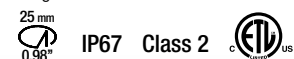
350mA Drivers

CCPRO10A-350 (1..9) IP20
Dimming: PHASE - 0-10V

CCPRO40A-350 (1..18) IP20
Dimming: PHASE - 0-10V

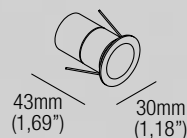
TYTUS

design: Roberto Mantovani

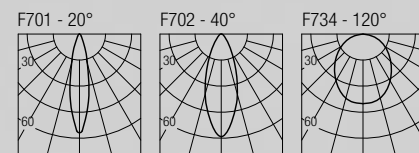


Recessed optic IP-rated downlight

1W · 350mA (V, 2, 9V) · Series wiring
CRI90 · 3-Step MacAdam



2700K	81 lm
3000K	81 lm
3500K	100 lm
4000K	107 lm



Code Construction

TYU	X	X	X	X
	B	N		C
	White	Black		Custom
	27	30	35	40
	2700K	3000K	3500K	4000K
	1	2	9	
	20°	40°	120°	

Accessories

AT064R01025
Airtight recessed housing for insulated ceiling

IC064R01025
Recessed housing for insulated ceiling


MP-R025
Baseplate

R01025
T-bar baseplate

350mA Drivers

CCPRO10A-350 (1..9) IP20
Dimming: PHASE - 0-10V

CCPRO40A-350 (1..18) IP20
Dimming: PHASE - 0-10V



TYZAN

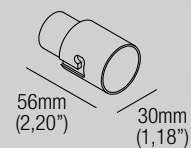
design: Roberto Mantovani

IP67 Class 2 

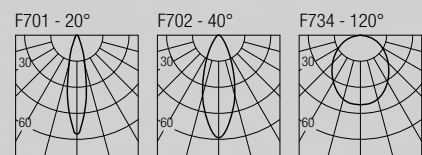


Trimless IP-rated downlight

1W · 350mA (V, 2,9V) · Series wiring
CRI90 · 3-Step MacAdam



2700K	81 lm
3000K	81 lm
3500K	100 lm
4000K	107 lm



Code Construction

TZ X X X

1	2	9	C			
			White	Black	Custom	
27	30	35	40			
2700K	3000K	3500K	4000K			
1	2	9				
20°	40°	120°				

Accessories

AT064R01045

Airtight recessed housing for insulated ceiling

IC064R01045

Recessed housing for insulated ceiling

MP-R045

Baseplate

609,6mm (24")

101,6mm (4")

R01045

T-bar baseplate

152,4mm (6")

ZQC001 White

Plasterboard recessing frame

100 (3,97")

ZQC001.BMK-WH White

ZQC001.BMK-BLK Black

ZQC001.BMK-CU Custom

Backmount frame for hard surfaces

64 (2,52")

350mA Drivers

CCPRO10A-350 (1..9) IP20


Dimming: PHASE - 0-10V

CCPRO40A-350 (1..18) IP20

Dimming: PHASE - 0-10V

BABUS 2

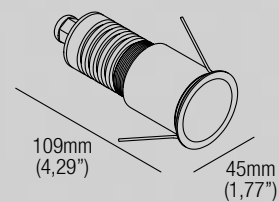
design: Roberto Mantovani

40mm IP67 Class 2 

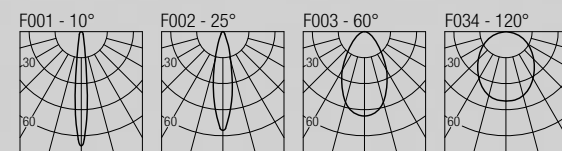


Recessed optic IP-rated downlight

1,5W · 500mA (V, 2,9V) · Series wiring
CRI90 · 3-Step MacAdam



2700K	128 lm
3000K	133 lm
3500K	146 lm
4000K	154 lm



Code Construction

BT1 X X X

0	1	2	9	C			
				White	Black	Custom	
27	30	35	40				
2700K	3000K	3500K	4000K				
0	1	2	9				
10°	20°	40°	120°				

Accessories

AT086R02040

Airtight recessed housing for insulated ceiling

IC086R02040

Recessed housing for insulated ceiling

MP-R040

Baseplate

609,6mm (24")

101,6mm (4")

R02040

T-bar baseplate

203,2mm (8")

CSBU01

Recessing box

43mm (1,69")

83mm (3,27")

140mm (5,51")

103mm (4,06")

103mm (4,06")

103mm (4,06")

103mm (4,06")

103mm (4,06")

103mm (4,06")

500mA Drivers

CCPRO10A-500 (1..6) IP20

Dimming: PHASE - 0-10V

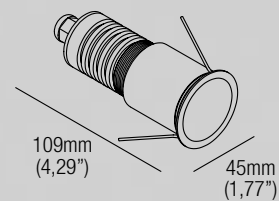

CCPRO40A-500 (1..18) IP20

Dimming: PHASE - 0-10V



BABUS 6

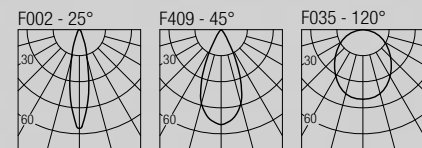
design: Roberto Mantovani



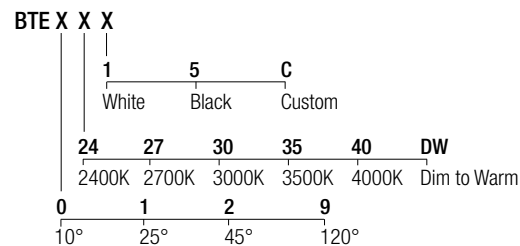
Recessed optic IP-rated downlight

Static White: 4,5W · 500mA (V_i 9V) · Series wiring
 Dim to Warm: 4,5W · 250mA (V_i 18V) · Series wiring
 CRI98 · 2-Step MacAdam

2400K	406 lm	3500K	548 lm
2700K	517 lm	4000K	541 lm
3000K	541 lm	DW	358 lm



Code Construction



Accessories

- AT086R02040**
Airtight recessed housing for insulated ceiling
- IC086R02040**
Recessed housing for insulated ceiling
- MP-R040**
Baseplate
- R02040**
T-bar baseplate
- CSBU01**
Recessing box
- LH01**
Low luminance hex louvre

Static White - 500mA Drivers

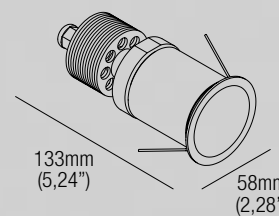

- CCPRO10A-500** (1..2) IP20
Dimming: PHASE - 0-10V
- CCPRO40A-500** (1..6) IP20
Dimming: PHASE - 0-10V

Dim to Warm - 250mA Drivers

- CCPRO10A-250-DW** (1..2) IP20
Dimming: PHASE - 0-10V
- CCPRO40A-250-DW** (1..3) IP20
Dimming: PHASE - 0-10V

BABUS 10

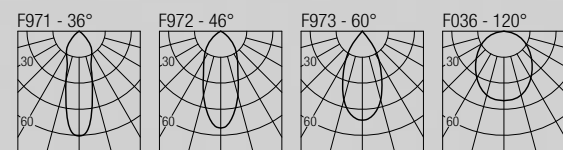
design: Roberto Mantovani



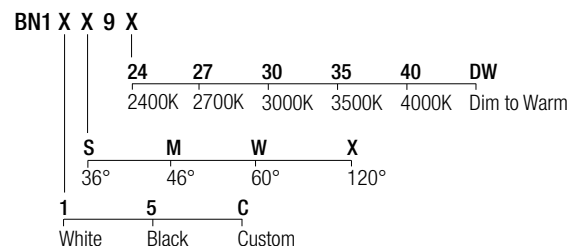
Recessed optic IP-rated downlight

Static White: 9W · 500mA (V_i 18V) · Series wiring
 Dim to Warm: 7,2W · 400mA (V_i 18V) · Series wiring
 CRI98 · 2-Step MacAdam

2400K	728 lm	3500K	1130 lm
2700K	1064 lm	4000K	1114 lm
3000K	1116 lm	DW	630 lm



Code Construction



Accessories

- AT086R02051**
Airtight recessed housing for insulated ceiling
- IC086R02051**
Recessed housing for insulated ceiling
- MP-R051**
Baseplate
- R02051**
T-bar baseplate
- CSBT10**
Recessing box
- L0D1**
Low luminance hex louvre

Static White - 500mA Drivers

- CCPRO10A-500** (1) IP20
Dimming: PHASE - 0-10V
- CCPRO40A-500** (1..3) IP20
Dimming: PHASE - 0-10V

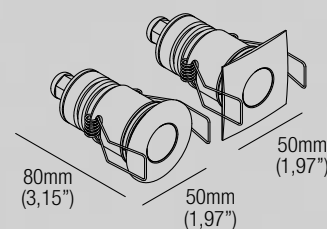
Dim to Warm - 400mA Drivers

- CCPRO10A-400** (1) IP20
Dimming: PHASE - 0-10V
- CCPRO40A-400** (1..3) IP20
Dimming: PHASE - 0-10V



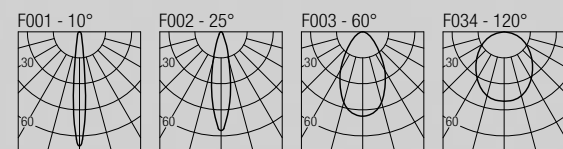
LOTUS 2

design: Roberto Mantovani



Flush optic IP-rated downlight
 1,5W · 500mA (V, 2,9V) · Series wiring
 CRI90 · 3-Step MacAdam

500mA	
2700K	128 lm
3000K	133 lm
3500K	146 lm
4000K	154 lm



Code Construction

LT1 X X X X

B	N	Z	C
White	Black	INOX AISI 316L	Custom
27	30	35	40
2700K	3000K	3500K	4000K
0	1	2	9
10°	20°	40°	120°
1	2		
Round	Square		

Accessories

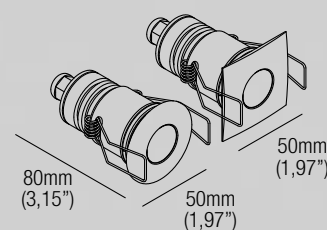
- AT064R01040**
Airtight recessed housing for insulated ceiling
- IC064R01040**
Recessed housing for insulated ceiling
- MP-R040**
Baseplate
- R01040**
T-bar baseplate
- CSXT01**
Recessing box
- LH01**
Low luminance hex louvre

500mA Drivers

- CCPRO10A-500** (1..2) IP20
Dimming: PHASE - 0-10V
- CCPRO40A-500** (1..18) IP20
Dimming: PHASE - 0-10V

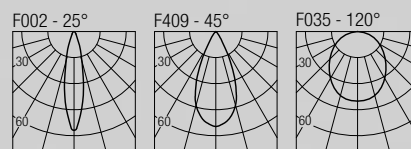
LOTUS 6

design: Roberto Mantovani



Flush optic IP-rated downlight
 Static White: 4,5W · 500mA (V, 9V) · Series wiring
 Dim to Warm: 4,5W · 250mA (V, 18V) · Series wiring
 CRI98 · 2-Step MacAdam

3500K	548 lm
2400K	406 lm
2700K	517 lm
3000K	541 lm
DW	358 lm



Code Construction

LTE X X X X

B	N	Z	C	DW
White	Black	INOX AISI 316L	Custom	Dim to Warm
24	27	30	35	40
2400K	2700K	3000K	3500K	4000K
1	2	3		
25°	45°	120°		
1	2			
Round	Square			

Accessories

- AT064R01040**
Airtight recessed housing for insulated ceiling
- IC064R01040**
Recessed housing for insulated ceiling
- MP-R040**
Baseplate
- R01040**
T-bar baseplate
- CSXT01**
Recessing box
- LH01**
Low luminance hex louvre

Static White - 500mA Drivers

- CCPRO10A-500** (1..2) IP20
Dimming: PHASE - 0-10V
- CCPRO40A-500** (1..6) IP20
Dimming: PHASE - 0-10V

Dim to Warm - 250mA Drivers

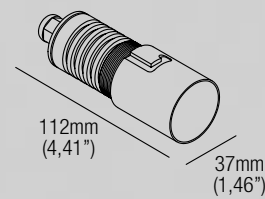
- CCPRO10A-250-DW** (1..2) IP20
Dimming: PHASE - 0-10V
- CCPRO40A-250-DW** (1..3) IP20
Dimming: PHASE - 0-10V



ZERUS 2

design: Roberto Mantovani

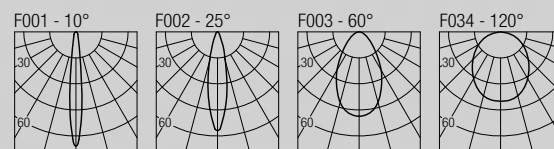
IP67 Class 2 



Trimless IP-rated downlight

1,5W · 500mA (V_i 2,9V) · Series wiring
CRI90 · 3-Step MacAdam

500mA	
2700K	128 lm
3000K	133 lm
3500K	146 lm
4000K	154 lm



Code Construction

ZT1 X X X

1	5	C	
White	Black	Custom	
27	30	35	40
2700K	3000K	3500K	4000K
0	1	2	9
10°	20°	40°	120°

Accessories


- AT086R02051**
Airtight recessed housing for insulated ceiling
- IC086R02051**
Recessed housing for insulated ceiling
- MP-R051**
Baseplate
- R01051**
T-bar baseplate
- ZQT00U White**
Plasterboard recessing frame
- ZQT00U.BMK-WH White**
ZQT00U.BMK-BLK Black
ZQT00U.BMK-CU Custom
Backmount frame for hard surfaces
- LH01**
Low luminance hex louvre

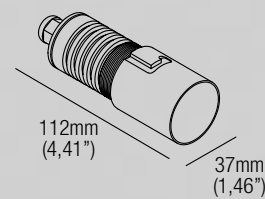
500mA Drivers

- CCPRO10A-500** (1..6) IP20
Dimming: PHASE - 0-10V
- CCPRO40A-500** (1..18) IP20
Dimming: PHASE - 0-10V

ZERUS 6

design: Roberto Mantovani

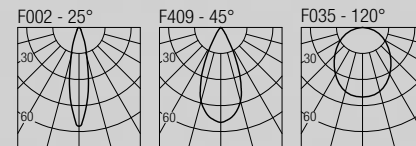
IP67 Class 2 



Trimless IP-rated downlight

Static White: 4,5W · 500mA (V_i 9V) · Series wiring
Dim to Warm: 4,5W · 250mA (V_i 18V) · Series wiring
CRI98 · 2-Step MacAdam

2400K	406 lm	3500K	548 lm
2700K	517 lm	4000K	541 lm
3000K	541 lm	DW	358 lm



Code Construction

ZTE X X X

B	N	Z	C		
White	Black	INOX AISI 316L	Custom		
24	27	30	35	40	DW
2400K	2700K	3000K	3500K	4000K	Dim to Warm
S	M	W			
25°	45°	120°			

Accessories

- AT086R02051**
Airtight recessed housing for insulated ceiling
- IC086R02051**
Recessed housing for insulated ceiling
- MP-R051**
Baseplate
- R01051**
T-bar baseplate
- ZQT00U White**
Plasterboard recessing frame
- ZQT00U.BMK-WH White**
ZQT00U.BMK-BLK Black
ZQT00U.BMK-CU Custom
Backmount frame for hard surfaces
- LH01**
Low luminance hex louvre

Static White - 500mA Drivers

- CCPRO10A-500** (1..2) IP20
Dimming: PHASE - 0-10V
- CCPRO40A-500** (1..6) IP20
Dimming: PHASE - 0-10V

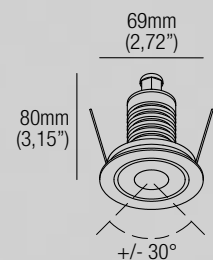

Dim to Warm - 250mA Drivers

- CCPRO10A-250-DW** (1..2) IP20
Dimming: PHASE - 0-10V
- CCPRO40A-250-DW** (1..3) IP20
Dimming: PHASE - 0-10V



SLOT 6

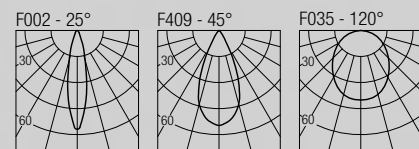
design: Roberto Mantovani



Adjustable IP-rated downlight

Static White: 4,5W · 500mA (V_i 9V) · Series wiring
 Dim to Warm: 4,5W · 250mA (V_i 18V) · Series wiring
 CRI98 · 2-Step MacAdam

2400K	406 lm	3500K	548 lm
2700K	517 lm	4000K	541 lm
3000K	541 lm	DW	358 lm



Code Construction

SL6 X X X E

S	M	W			
25°	45°	120°			
24	27	30	35	40	DW
2400K	2700K	3000K	3500K	4000K	Dim to Warm
B	N	Z	C		
White	Black	INOX AISI 316L	Custom		

Accessories

- AT064R01060**
Airtight recessed housing for insulated ceiling
- IC064R01060**
Recessed housing for insulated ceiling
- MP-R060**
Baseplate
- RO1060**
T-bar baseplate
- CSXJ01**
Recessing box
- LH01**
Low luminance hex louvre

Static White - 500mA Drivers

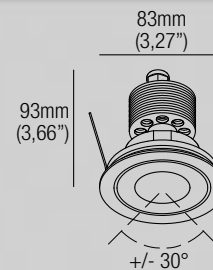
- CCPRO10A-500** (1..2) IP20
Dimming: PHASE - 0-10V
- CCPRO40A-500** (1..6) IP20
Dimming: PHASE - 0-10V

Dim to Warm - 250mA Drivers

- CCPRO10A-250-DW** (1..2) IP20
Dimming: PHASE - 0-10V
- CCPRO40A-250-DW** (1..3) IP20
Dimming: PHASE - 0-10V

SLOT 10

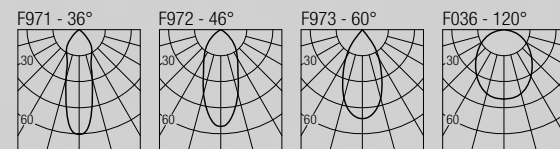
design: Roberto Mantovani



Adjustable IP-rated downlight

Static White: 9W · 500mA (V_i 18V) · Series wiring
 Dim to Warm: 7,2W · 400mA (V_i 18V) · Series wiring
 CRI98 · 2-Step MacAdam

2400K	728 lm	3500K	1130 lm
2700K	1064 lm	4000K	1114 lm
3000K	1116 lm	DW	630 lm



Code Construction

SL1 X X 9 X

S	M	W	X		
36°	46°	60°	120°		
24	27	30	35	40	DW
2400K	2700K	3000K	3500K	4000K	Dim to Warm
B	N	Z	C		
White	Black	INOX AISI 316L	Custom		

Accessories

- AT086R02075**
Airtight recessed housing for insulated ceiling
- IC086R02075**
Recessed housing for insulated ceiling
- MP-R075**
Baseplate
- RO2075**
T-bar baseplate
- CSSL01**
Recessing box
- LOD1**
Low luminance hex louvre

Static White - 500mA Drivers

- CCPRO10A-500** (1) IP20
Dimming: PHASE - 0-10V
- CCPRO40A-500** (1..3) IP20
Dimming: PHASE - 0-10V

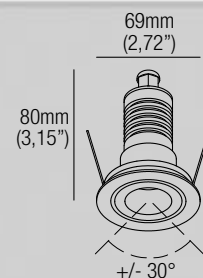
Dim to Warm - 400mA Drivers

- CCPRO10A-400** (1) IP20
Dimming: PHASE - 0-10V
- CCPRO40A-400** (1..3) IP20
Dimming: PHASE - 0-10V



TYRONE 6

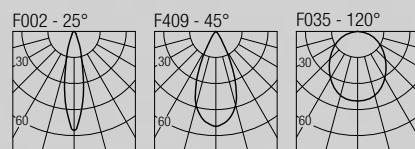
design: Roberto Mantovani



Adjustable IP-rated downlight

Static White: 4,5W · 500mA (V_i 9V) · Series wiring
 Dim to Warm: 4,5W · 250mA (V_i 18V) · Series wiring
 CRI98 · 2-Step MacAdam

2400K	406 lm	3500K	548 lm
2700K	517 lm	4000K	541 lm
3000K	541 lm	DW	358 lm



Code Construction

TR6 X X X E

S	M	W			
25°	45°	120°			
24	27	30	35	40	DW
2400K	2700K	3000K	3500K	4000K	Dim to Warm
B	N	Z	C		
White	Black	INOX AISI 316L	Custom		

Accessories

AT086R02060
Airtight recessed housing for insulated ceiling

IC086R02060
Recessed housing for insulated ceiling

MP-R060
Baseplate

R02060
T-bar baseplate

CSXJ01
Recessing box

LOH1
Low luminance hex louvre

Static White - 500mA Drivers

CCPRO10A-500 (1..2) IP20
Dimming: PHASE - 0-10V

CCPRO40A-500 (1..6) IP20
Dimming: PHASE - 0-10V

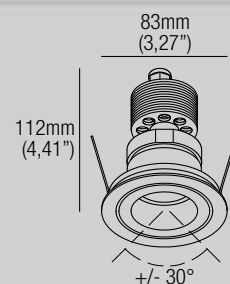

Dim to Warm - 250mA Drivers

CCPRO10A-250-DW (1..2) IP20
Dimming: PHASE - 0-10V

CCPRO40A-250-DW (1..3) IP20
Dimming: PHASE - 0-10V

TYRONE 10

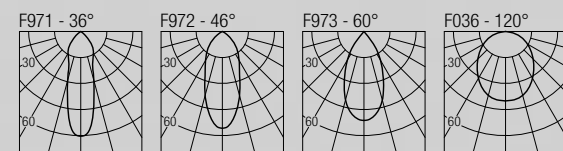
design: Roberto Mantovani



Adjustable IP-rated downlight

Static White: 9W · 500mA (V_i 18V) · Series wiring
 Dim to Warm: 7,2W · 400mA (V_i 18V) · Series wiring
 CRI98 · 2-Step MacAdam

2400K	728 lm	3500K	1130 lm
2700K	1064 lm	4000K	1114 lm
3000K	1116 lm	DW	630 lm



Code Construction

TR1 X X X 9 X

S	M	W	X		
36°	46°	60°	120°		
24	27	30	35	40	DW
2400K	2700K	3000K	3500K	4000K	Dim to Warm
B	N	Z	C		
White	Black	INOX AISI 316L	Custom		

Accessories

AT086R02075
Airtight recessed housing for insulated ceiling

IC086R02075
Recessed housing for insulated ceiling

MP-R075
Baseplate

R02075
T-bar baseplate

CSSL01
Recessing box

LOD1
Low luminance hex louvre

Static White - 500mA Drivers

CCPRO10A-500 (1) IP20
Dimming: PHASE - 0-10V

CCPRO40A-500 (1..3) IP20
Dimming: PHASE - 0-10V

Dim to Warm - 400mA Drivers

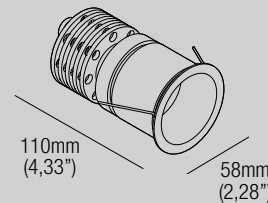
CCPRO10A-400 (1) IP20
Dimming: PHASE - 0-10V

CCPRO40A-400 (1..3) IP20
Dimming: PHASE - 0-10V



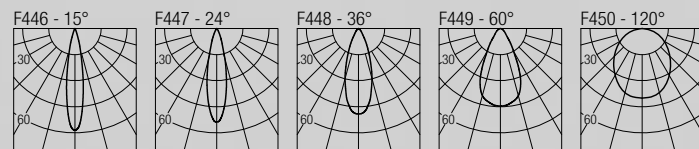
VEGA 6

design: Roberto Mantovani



Recessed optic IP-rated downlight
 Static White: 4,5W · 500mA (V_i 9V) · Series wiring
 Dim to Warm: 4,5W · 250mA (V_i 18V) · Series wiring
 CRI98 · 2-Step MacAdam

2400K	434 lm	3500K	586 lm
2700K	553 lm	4000K	579 lm
3000K	579 lm	DW	383 lm



Code Construction

VG6 X X X

N	S	M	W	X
15°	24°	36°	60°	120°
B	N	C		
White	Black	Custom		
24	27	30	35	40
2400K	2700K	3000K	3500K	4000K
				DW
				Dim to Warm

Accessories

- AT064R01051**
Airtight recessed housing for insulated ceiling
- IC064R01051**
Recessed housing for insulated ceiling
- LH03**
Low luminance hex louvre
- MP-R051**
Baseplate
- R01051**
T-bar baseplate
- CSDS10**
Recessing box

Static White - 500mA Drivers

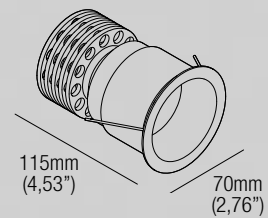
- CCPRO10A-500** (1..2) IP20
Dimming: PHASE - 0-10V
- CCPRO40A-500** (1..6) IP20
Dimming: PHASE - 0-10V

Dim to Warm - 250mA Drivers

- CCPRO10A-250-DW** (1..2) IP20
Dimming: PHASE - 0-10V
- CCPRO40A-250-DW** (1..3) IP20
Dimming: PHASE - 0-10V

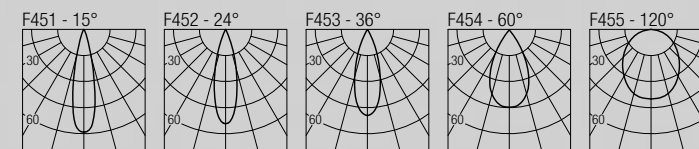
VEGA 10

design: Roberto Mantovani



Flush optic IP-rated downlight
 Static White: 9W · 500mA (V_i 18V) · Series wiring
 Dim to Warm: 7,2W · 400mA (V_i 18V) · Series wiring
 CRI98 · 2-Step MacAdam

2400K	770 lm	3500K	1195 lm
2700K	1125 lm	4000K	1178 lm
3000K	1180 lm	DW	667 lm



Code Construction

VG1 X X X

N	S	M	W	X
15°	24°	36°	60°	120°
B	N	C		
White	Black	Custom		
24	27	30	35	40
2400K	2700K	3000K	3500K	4000K
				DW
				Dim to Warm

Accessories

- AT086R02060**
Airtight recessed housing for insulated ceiling
- IC086R02060**
Recessed housing for insulated ceiling
- LH04**
Low luminance hex louvre
- MP-R060**
Baseplate
- R02060**
T-bar baseplate
- CSXJ01**
Recessing box

Static White - 500mA Drivers

- CCPRO10A-500** (1) IP20
Dimming: PHASE - 0-10V
- CCPRO40A-500** (1..3) IP20
Dimming: PHASE - 0-10V


Dim to Warm - 400mA Drivers

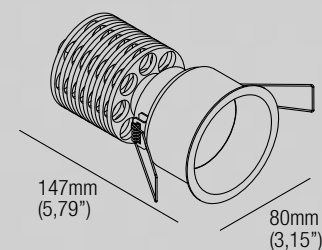
- CCPRO10A-400** (1) IP20
Dimming: PHASE - 0-10V
- CCPRO40A-400** (1..3) IP20
Dimming: PHASE - 0-10V



VEGA 20

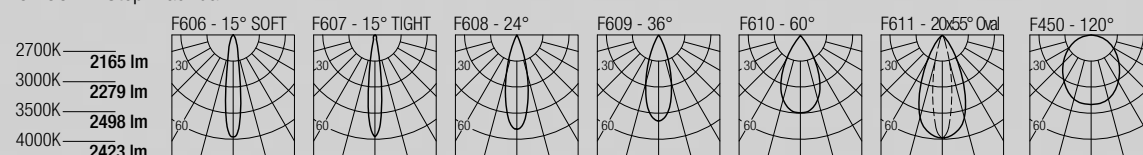
design: Roberto Mantovani

70 mm
2,75" IP67 Class 2 



Recessed optic IP-rated downlight

18W · 500mA (V_i 36V)
CRI98 · 2-Step MacAdam



Code Construction

VG2 X X X

1	2	3	4	5	6	5
15° Soft	15° Tight	24°	36°	60°	20°x55° Oval	120°
1	5	C				
White	Black	Custom				
27	30	35	40			
2700K	3000K	3500K	4000K			

Accessories

AT064R01070
Airtight recessed housing for insulated ceiling

IC064R01070
Recessed housing for insulated ceiling

LH06
Low luminance hex louvre

MP-R070
Baseplate


RO1070
T-bar baseplate

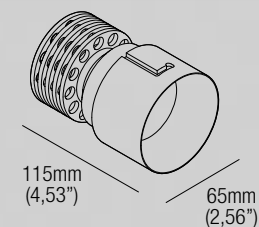
CSXJ02
Recessing box - Controcassa

500mA Drivers
CCPRO40A-500 (1) IP20
Dimming: PHASE - 0-10V

ZIGGY 10

design: Roberto Mantovani

IP67 Class 2 



Trimless IP-rated downlight

Static White: 9W · 500mA (V_i 18V) · Series wiring
Dim to Warm: 7,2W · 400mA (V_i 18V) · Series wiring
CRI98 · 2-Step MacAdam



Code Construction

ZG1 X X X

N	S	M	W	X	
15°	24°	36°	60°	120°	
B	N	C			
White	Black	Custom			
24	27	30	35	40	
2400K	2700K	3000K	3500K	4000K	
				DW	Dim to Warm

Accessories

AT086R02075
Airtight recessed housing for insulated ceiling

IC086R02075
Recessed housing for insulated ceiling

MP-R075
Baseplate

RO2075
T-bar baseplate

LH04
Low luminance hex louvre


ZQC003.BMK-WH White
ZQC003.BMK-BLK Black
ZQC003.BMK-CU Custom
Backmount frame for hard surfaces

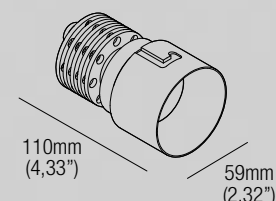
Static White - 500mA Drivers
CCPR010A-500 (1) IP20
Dimming: PHASE - 0-10V
CCPR040A-500 (1..3) IP20
Dimming: PHASE - 0-10V

Dim to Warm - 400mA Drivers
CCPR010A-400 (1) IP20
Dimming: PHASE - 0-10V
CCPR040A-400 (1..3) IP20
Dimming: PHASE - 0-10V

ZIGGY 6

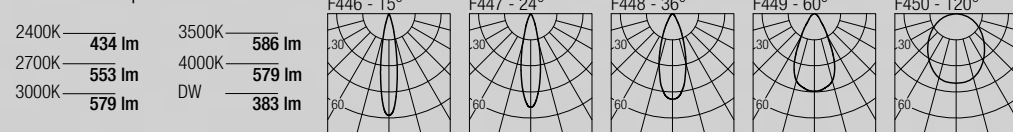
design: Roberto Mantovani

IP67 Class 2 



Trimless IP-rated downlight

Static White: 4,5W · 500mA (V_i 9V) · Series wiring
Dim to Warm: 4,5W · 250mA (V_i 18V) · Series wiring
CRI98 · 2-Step MacAdam



Code Construction

ZG6 X X X

N	S	M	W	X	
15°	24°	36°	60°	120°	
B	N	C			
White	Black	Custom			
24	27	30	35	40	
2400K	2700K	3000K	3500K	4000K	
				DW	Dim to Warm

Accessories

AT086R02075
Airtight recessed housing for insulated ceiling

IC086R02075
Recessed housing for insulated ceiling

MP-R075
Baseplate

RO2075
T-bar baseplate

LH04
Low luminance hex louvre


ZQC003.BMK-WH White
ZQC003.BMK-BLK Black
ZQC003.BMK-CU Custom
Backmount frame for hard surfaces

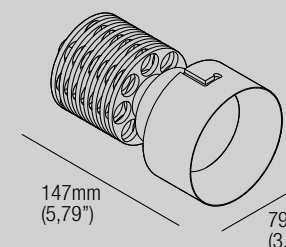
Static White - 500mA Drivers
CCPR010A-500 (1..2) IP20
Dimming: PHASE - 0-10V
CCPR040A-500 (1..6) IP20
Dimming: PHASE - 0-10V

Dim to Warm - 250mA Drivers
CCPR010A-250-DW (1..2) IP20
Dimming: PHASE - 0-10V
CCPR040A-250-DW (1..3) IP20
Dimming: PHASE - 0-10V

ZIGGY 20

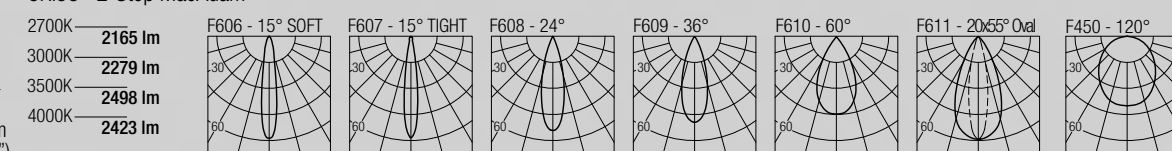
design: Roberto Mantovani

IP67 Class 2 



Trimless IP-rated downlight

18W · 500mA (V_i 36V)
CRI98 · 2-Step MacAdam



Code Construction

ZG2 X X X

1	2	3	4	5	6	5
15° Soft	15° Tight	24°	36°	60°	20°x55° Oval	120°
1	5	C				
White	Black	Custom				
27	30	35	40			
2700K	3000K	3500K	4000K			

Accessories

AT086R02090
Airtight recessed housing for insulated ceiling

IC086R02090
Recessed housing for insulated ceiling

MP-R090
Baseplate

RO2090
T-bar baseplate

LH06
Low luminance hex louvre

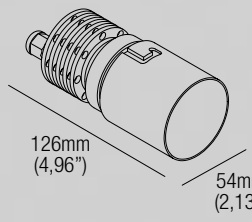
ZQC006
Plasterboard recessing frame
Flangia per cartongesso

500mA Drivers
CCPR040A-500 (1) IP20
Dimming: PHASE - 0-10V

ERIS

design: Roberto Mantovani

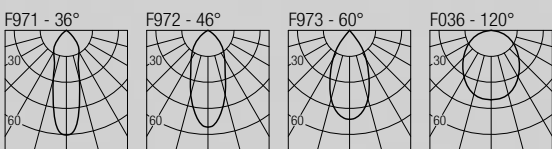
IP67 Class 2 



Trimless IP-rated downlight

7,5W · 24VDC · Parallel wiring
CRI98 · 2-Step MacAdam

2400K	487 lm
2700K	504 lm
3000K	530 lm
3500K	543 lm
4000K	556 lm



Code Construction

ER1 X 9 X X

S	M	W	X
B	N	C	
White	Black	Custom	
24	27	30	35
2400K	2700K	3000K	3500K

Accessories

- AT086R02070**
Airtight recessed housing for insulated ceiling
- IC086R02070**
Recessed housing for insulated ceiling
- MP-R070**
Baseplate
- R02070**
T-bar baseplate
- ZTC10U White**
Plasterboard recessing frame
- ZTC10U.BMK-WH White**
- ZTC10U.BMK-BLK Black**
- ZTC10U.BMK-CU Custom**
Backmount frame for hard surfaces
- LOD1**
Low luminance hex louvre

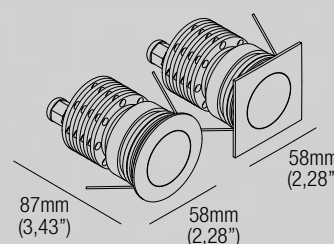
24VDC Drivers

- DLM.30** (1..3) IP20
Dimming: PHASE - 0-10V
- DLM.60** (1..7) IP20
Dimming: PHASE - 0-10V
- DLM.100** (1..12) IP20
Dimming: PHASE - 0-10V

JUPITER

design: Roberto Mantovani

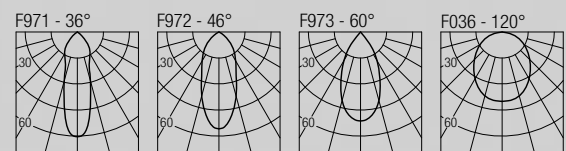
50 mm
1,97" IP67 Class 2 



Flush optic IP-rated downlight

7,5W · 24VDC · Parallel wiring
CRI98 · 2-Step MacAdam

2400K	487 lm
2700K	655 lm
3000K	688 lm
3500K	697 lm
4000K	686 lm



Code Construction

JP1 X X X 9 X

S	M	W	X
24	27	30	35
2400K	2700K	3000K	3500K
B	N	Z	C
White	Black	INOX AISI 316L	Custom
1	2		
Round	Square		

Accessories

- AT064R01051**
Airtight recessed housing for insulated ceiling
- IC064R01051**
Recessed housing for insulated ceiling
- MP-R051**
Baseplate
- R01051**
T-bar baseplate
- CSDS10**
Recessing box
- LOD1**
Low luminance hex louvre


24VDC Drivers

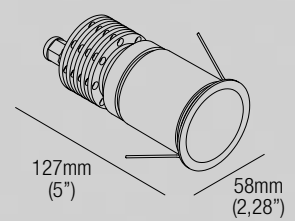
- DLM.30** (1..3) IP20
Dimming: PHASE - 0-10V
- DLM.60** (1..7) IP20
Dimming: PHASE - 0-10V
- DLM.100** (1..12) IP20
Dimming: PHASE - 0-10V



VENUS

design: Roberto Mantovani

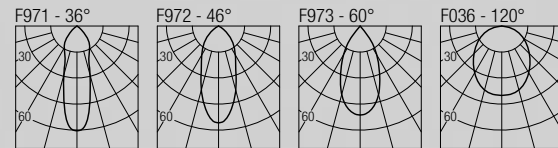
50 mm
1,97" IP67 Class 2 



Recessed optic IP-rated downlight

7,5W · 24VDC · Parallel wiring
CRI98 · 2-Step MacAdam

2400K	487 lm
2700K	504 lm
3000K	530 lm
3500K	543 lm
4000K	556 lm



Code Construction

VN1 X 9 X X

S	M	W	X
36°	46°	60°	120°
B	N	C	
White	Black	Custom	
24	27	30	35 40
2400K	2700K	3000K	3500K 4000K

Accessories


- AT086R02051**
Airtight recessed housing for insulated ceiling
- IC086R02051**
Recessed housing for insulated ceiling
- MP-R051**
Baseplate
- R02051**
T-bar baseplate
- CSBT10**
Recessing box
- LOD1**
Low luminance hex louvre

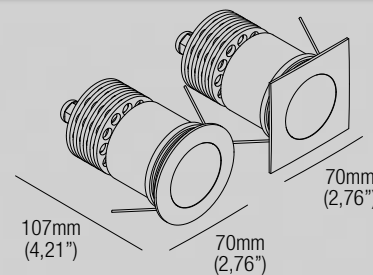
24VDC Drivers

- DLM.30** (1..3) IP20
Dimming: PHASE - 0-10V
- DLM.60** (1..7) IP20
Dimming: PHASE - 0-10V
- DLM.100** (1..12) IP20
Dimming: PHASE - 0-10V

ALPHA 10

design: Roberto Mantovani

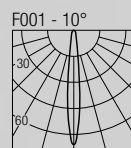
60 mm
2,36" IP67 Class 2 



Flush optic IP-rated downlight

9W · 500mA (V, 18V) · Series wiring
CRI98 · 2-Step MacAdam

2400K	728 lm
2700K	1064 lm
3000K	1116 lm
3500K	1130 lm
4000K	1114 lm



Code Construction

AP2 X X X 9 1

Beam angle 10°

24	27	30	35	40	DW
2400K	2700K	3000K	3500K	4000K	Dim to Warm
B	N	Z	C		
White	Black	INOX	Custom		
1	2				
Round	Square				

Accessories

- AT086R02060**
Airtight recessed housing for insulated ceiling
- IC086R02060**
Recessed housing for insulated ceiling
- MP-R060**
Baseplate
- R02060**
T-bar baseplate
- CSXJ01**
Recessing box

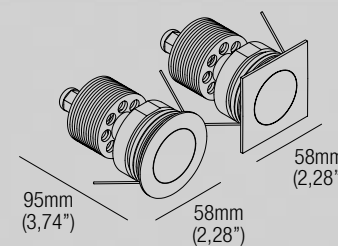

500mA Drivers

- CCPRO10A-500** (1) IP20
Dimming: PHASE - 0-10V
- CCPRO40A-500** (1..3) IP20
Dimming: PHASE - 0-10V



WOTAN 10

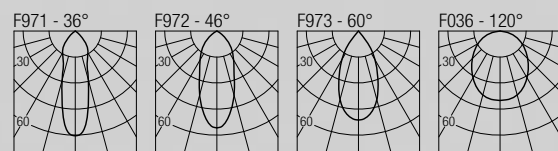
design: Lapo Grassellini



Flush optic IP-rated downlight

Static White: 9W · 500mA (V_i 18V) · Series wiring
 Dim to Warm: 7,2W · 400mA (V_i 18V) · Series wiring
 CRI98 · 2-Step MacAdam

2400K	728 lm	3500K	1130 lm
2700K	1064 lm	4000K	1114 lm
3000K	1116 lm	DW	630 lm



Code Construction

WT1		X	X	9	X	X
S		M	W	X		
36°		46°	60°	120°		
B	N	Z	C			
White	Black	INOX AISI 316L	Custom			
24	27	30	35	40	DW	
2400K	2700K	3000K	3500K	4000K	Dim to Warm	
1	2					
Round	Square					

Accessories

- AT064R01051**
Airtight recessed housing for insulated ceiling
- IC064R01051**
Recessed housing for insulated ceiling
- MP-R051**
Baseplate
- R01051**
T-bar baseplate
- CSDS10**
Recessing box
- LOD1**
Low luminance hex louvre

Static White - 500mA Drivers

- CCPRO10A-500** (1) IP20
Dimming: PHASE - 0-10V
- CCPRO40A-500** (1..3) IP20
Dimming: PHASE - 0-10V


Dim to Warm - 400mA Drivers

- CCPRO10A-400** (1) IP20
Dimming: PHASE - 0-10V
- CCPRO40A-400** (1..3) IP20
Dimming: PHASE - 0-10V



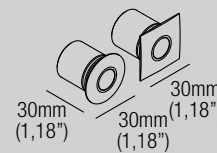
TYLA

design: Roberto Mantovani

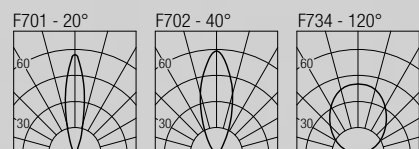
IP67 Class 2 

Uplight

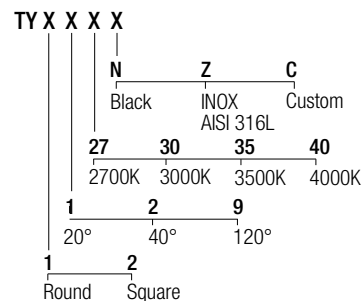
1W · 350mA (V, 2,9V) · Series wiring
CRI90 · 3-Step MacAdam



2700K	81 lm
3000K	81 lm
3500K	100 lm
4000K	107 lm



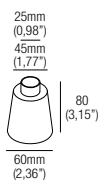
Code Construction



Accessories

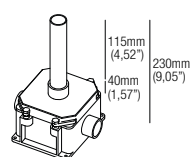
CSTY01

Recessing box



CSTY01.CP

Concrete pour housing for ingrade



350mA Drivers

CCPRO10A-350 (1..9) IP20

Dimming: PHASE - 0-10V

CCPRO40A-350 (1..18) IP20

Dimming: PHASE - 0-10V

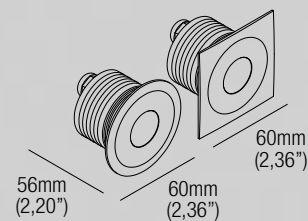
FATBOY 2

design: Roberto Mantovani

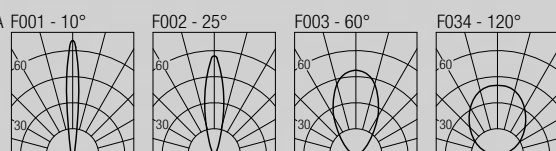
IP67 Class 2   

Uplight

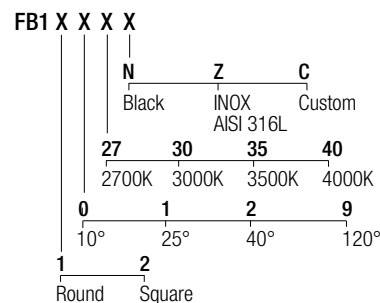
1,5W · 500mA (V, 2,9V) · Series wiring
CRI90 · 3-Step MacAdam



2700K	128 lm
3000K	133 lm
3500K	146 lm
4000K	154 lm



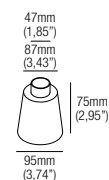
Code Construction



Accessories

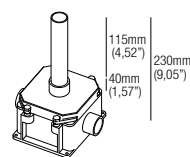
CSFB01

Recessing box



CSFB01.CP

Concrete pour housing for ingrade




500mA Drivers

CCPRO10A-500 (1..6) IP20

Dimming: PHASE - 0-10V

CCPRO40A-500 (1..18) IP20

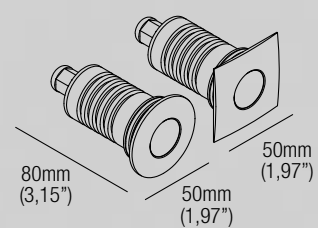
Dimming: PHASE - 0-10V



TERA 2

design: Roberto Mantovani

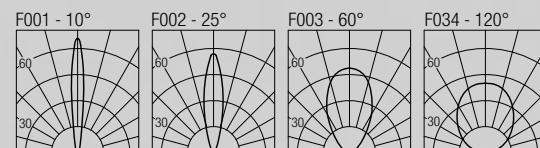
IP67 Class 2 



Uplight

1,5W · 500mA (V_i 2,9V) · Series wiring
CRI90 · 3-Step MacAdam

500mA	
2700K	128 lm
3000K	133 lm
3500K	146 lm
4000K	154 lm



Code Construction

XT1 X X X X

N	Z	C
Black	INOX AISI 316L	Custom
27	30	35
2700K	3000K	3500K
4000K		
0	1	2
10°	20°	40°
1	2	
Round	Square	

Accessories


- CSXT01**
Recessing box
42mm (1.65")
70mm (2.76")
100mm (3.94")
- CSXT01.CP**
Concrete pour housing for ingrade
115mm (4.52")
230mm (9.05")
40mm (1.57")
- LH01**
Low luminance hex louvre

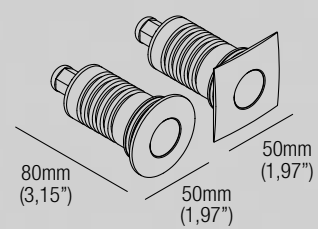
500mA Drivers

- CCPRO10A-500** (1..6) IP20
Dimming: PHASE - 0-10V
- CCPRO40A-500** (1..18) IP20
Dimming: PHASE - 0-10V

TERA 6

design: Roberto Mantovani

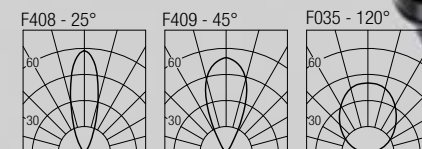
IP67 Class 2 



Uplight

Static White: 4,5W · 500mA (V_i 9V) · Series wiring
Dim to Warm: 4,5W · 250mA (V_i 18V) · Series wiring
CRI98 · 2-Step MacAdam

2400K	406 lm	3500K	548 lm
2700K	517 lm	4000K	541 lm
3000K	541 lm	DW	358 lm



Code Construction

XT2 X X X X E

N	Z	C
Black	INOX AISI 316L	Custom
24	27	30
2400K	2700K	3000K
3500K	4000K	DW
1	2	3
25°	45°	120°
1	2	
Round	Square	

Accessories

- CSXT01**
Recessing box
42mm (1.65")
70mm (2.76")
100mm (3.94")
- CSXT01.CP**
Concrete pour housing for ingrade
115mm (4.52")
230mm (9.05")
40mm (1.57")
- LH01**
Low luminance hex louvre

Static White - 500mA Drivers

- CCPRO10A-500** (1..2) IP20
Dimming: PHASE - 0-10V
- CCPRO40A-500** (1..6) IP20
Dimming: PHASE - 0-10V

Dim to Warm - 250mA Drivers

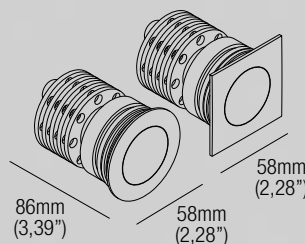
- CCPRO10A-250-DW** (1..2) IP20
Dimming: PHASE - 0-10V
- CCPRO40A-250-DW** (1..3) IP20
Dimming: PHASE - 0-10V



DIG 6

design: Rod&Todd

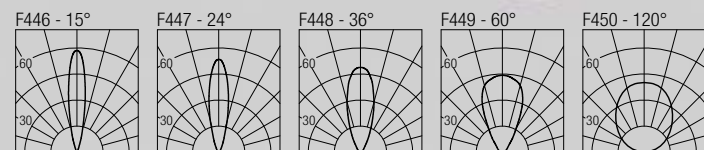
IP67 Class 2 



Uplight

Static White: 4,5W · 500mA (V_i 9V) · Series wiring
Dim to Warm: 4,5W · 250mA (V_i 18V) · Series wiring
CRI98 · 2-Step MacAdam

2400K	434 lm
2700K	553 lm
3000K	579 lm
3500K	586 lm
4000K	579 lm
DW	383 lm



Code Construction

DIG6 X X X X

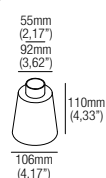
N	S	M	W	X
15°	24°	36°	60°	120°
N	Z	C		
Black	INOX AISI 316L	Custom		
24	27	30	35	40
2400K	2700K	3000K	3500K	4000K
1	2			
Round	Square			

DW Dim to Warm

Accessories

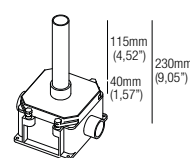
CSDS10

Recessing box



CSDS10.CP

Concrete pour housing for ingrade



LOH3

Low luminance hex louvre 

Static White - 500mA Drivers

CCPR010A-500 (1..2) IP20

Dimming: PHASE - 0-10V

CCPR040A-500 (1..6) IP20

Dimming: PHASE - 0-10V

Dim to Warm - 250mA Drivers

CCPR010A-250-DW (1..2) IP20

Dimming: PHASE - 0-10V

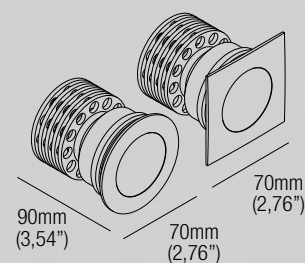
CCPR040A-250-DW (1..3) IP20

Dimming: PHASE - 0-10V

DIG 10

design: Rod&Todd

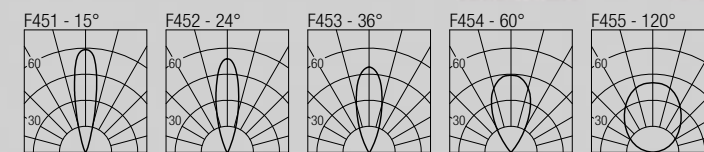
IP67 Class 2 



Uplight

Static White: 9W · 500mA (V_i 18V) · Series wiring
Dim to Warm: 7,2W · 400mA (V_i 18V) · Series wiring
CRI98 · 2-Step MacAdam

2400K	770 lm
2700K	1125 lm
3000K	1180 lm
3500K	1195 lm
4000K	1178 lm
DW	667 lm



Code Construction

DIG1 X X 9 X X

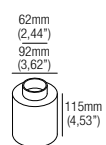
N	S	M	W	X
15°	24°	36°	60°	120°
N	Z	C		
Black	INOX AISI 316L	Custom		
24	27	30	35	40
2400K	2700K	3000K	3500K	4000K
1	2			
Round	Square			

DW Dim to Warm

Accessories

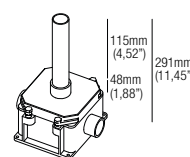
CSXJ01

Recessing box




CSXJ01.CP

Concrete pour housing for ingrade



LOH4

Low luminance hex louvre 

Static White - 500mA Drivers

CCPR010A-500 (1) IP20

Dimming: PHASE - 0-10V

CCPR040A-500 (1..3) IP20

Dimming: PHASE - 0-10V

Dim to Warm - 400mA Drivers

CCPR010A-400 (1) IP20

Dimming: PHASE - 0-10V


CCPR040A-400 (1..3) IP20

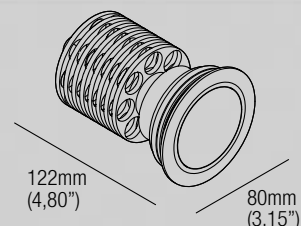
Dimming: PHASE - 0-10V



DIG 20

design: Rod&Todd

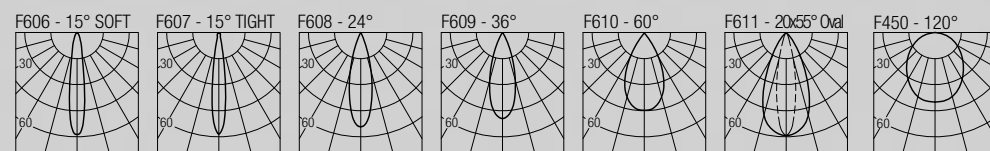
IP67 Class 2 



Uplight

18W · 500mA (V, 36V)
CRI98 · 2-Step MacAdam

2700K	2165 lm
3000K	2279 lm
3500K	2498 lm
4000K	2423 lm



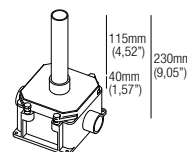
Code Construction

DIG2 X X X

1	2	3	4	5	6	5
15° Soft	15° Tight	24°	36°	60°	20°x55° Oval	120°
N Black	Z INOX AISI 316L	C Custom				
27	30	35	40			
2700K	3000K	3500K	4000K			

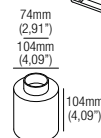
Accessories

CSXJ02.CP
Concrete pour housing for ingrade



CSXJ02

Recessing box



LH06


Low luminance hex louvre 

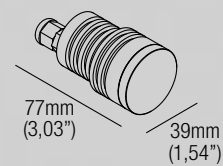
500mA Drivers

CCPRO40A-500 (1) IP20
Dimming: PHASE - 0-10V

GLASS 6

design: Roberto Mantovani


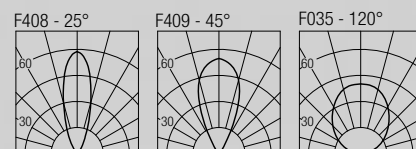
IP67 Class 2 



Uplight

Static White: 4,5W · 500mA (V, 9V) · Series wiring
Dim to Warm: 4,5W · 250mA (V, 18V) · Series wiring
CRI98 · 2-Step MacAdam

2400K	406 lm	3500K	548 lm
2700K	517 lm	4000K	541 lm
3000K	541 lm	DW	358 lm



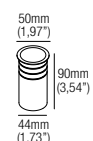
Code Construction

GS6 X X

24	27	30	35	40	DW
2400K	2700K	3000K	3500K	4000K	Dim to Warm
1	2				
25°	45°				

Accessories

CSGS01
Recessing box



LH01

Low luminance hex louvre 

Static White - 500mA Drivers

CCPRO10A-500 (1..2) IP20
Dimming: PHASE - 0-10V

CCPRO40A-500 (1..6) IP20
Dimming: PHASE - 0-10V

Dim to Warm - 250mA Drivers



CCPRO10A-250-DW (1..2) IP20
Dimming: PHASE - 0-10V

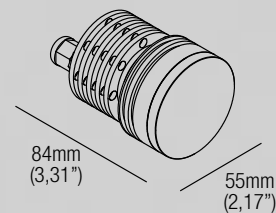
CCPRO40A-250-DW (1..3) IP20
Dimming: PHASE - 0-10V



GLASS 10

design: Roberto Mantovani

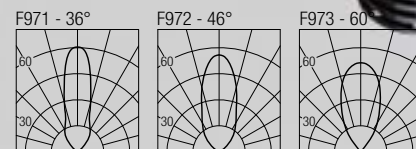
IP67 Class 2  



Uplight

Static White: 9W · 500mA (V, 18V) · Series wiring
Dim to Warm: 7,2W · 400mA (V, 18V) · Series wiring
CRI98 · 2-Step MacAdam

2400K	728 lm	3500K	1130 lm
2700K	1064 lm	4000K	1114 lm
3000K	1116 lm	DW	630 lm

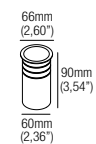



Code Construction

GS1 X X

24	27	30	35	40	DW
2400K	2700K	3000K	3500K	4000K	Dim to Warm
S	M	W			
36°	46°	60°			

Accessories

- CSGS07**
Recessing box

- LH01**
Low luminance hex louvre 

Static White - 500mA Drivers

- CCPRO10A-500** (1) IP20
Dimming: PHASE - 0-10V
- CCPRO40A-500** (1..3) IP20
Dimming: PHASE - 0-10V

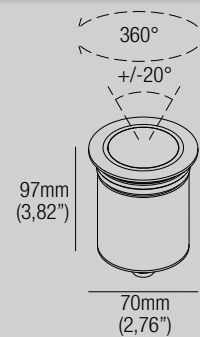
Dim to Warm - 400mA Drivers

- CCPRO10A-400** (1) IP20
Dimming: PHASE - 0-10V
- CCPRO40A-400** (1..3) IP20
Dimming: PHASE - 0-10V

NEXUS 6

design: Rod&Todd

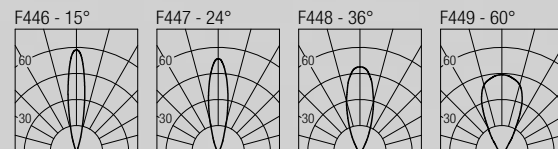
IP67 Class 2   



Adjustable uplight

Static White: 4,5W · 500mA (V, 9V) · Series wiring
Dim to Warm: 4,5W · 250mA (V, 18V) · Series wiring
CRI98 · 2-Step MacAdam

2400K	434 lm
2700K	553 lm
3000K	579 lm
3500K	586 lm
4000K	579 lm
DW	383 lm

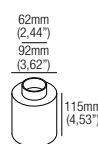
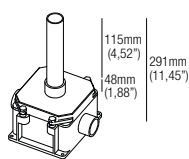



Code Construction

NEX6 X X X

24	27	30	35	40	DW
2400K	2700K	3000K	3500K	4000K	Dim to Warm
N	S	M	W		
15°	24°	36°	60°		
N	Z	C			
Black	INOX AISI 316L	Custom			

Accessories

- CSXJ01**
Recessing box

- CSXJ01.CP**
Concrete pour housing for ingrade

- LH03**
Low luminance hex louvre 

Static White - 500mA Drivers

- CCPRO10A-500** (1..2) IP20
Dimming: PHASE - 0-10V
- CCPRO40A-500** (1..6) IP20
Dimming: PHASE - 0-10V


Dim to Warm - 250mA Drivers

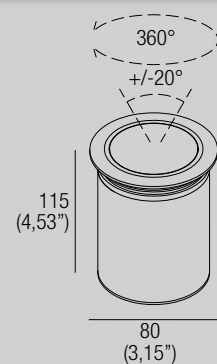
- CCPRO10A-250-DW** (1..2) IP20
Dimming: PHASE - 0-10V
- CCPRO40A-250-DW** (1..3) IP20
Dimming: PHASE - 0-10V



NEXUS 10

design: Rod&Todd

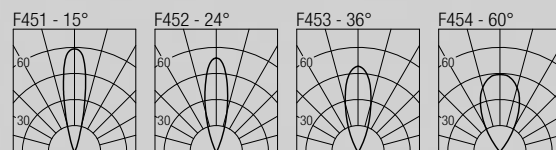
IP67 Class 2 



Adjustable uplight

Static White: 9W · 500mA (V_i 18V) · Series wiring
 Dim to Warm: 7,2W · 400mA (V_i 18V) · Series wiring
 CRI98 · 2-Step MacAdam

2400K	770 lm
2700K	1125 lm
3000K	1180 lm
3500K	1195 lm
4000K	1178 lm
DW	667 lm




Code Construction

NEX10 X X X

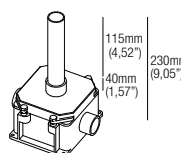
24	27	30	35	40	DW
2400K	2700K	3000K	3500K	4000K	Dim to Warm
N	S	M	W		
15°	24°	36°	60°		
N	Z	C			
Black	INOX AISI 316L	Custom			

Accessories

CSXJ02
Recessing box
74mm (2.91")
104mm (4.09")



CSXJ02.CP
Concrete pour housing for ingrade
115mm (4.52")
230mm (9.05")
40mm (1.57")



LH04
Low luminance hex louvre 

Static White - 500mA Drivers


CCPRO10A-500 (1) IP20
Dimming: PHASE - 0-10V
CCPRO40A-500 (1..3) IP20
Dimming: PHASE - 0-10V

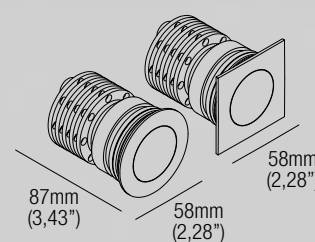
Dim to Warm - 400mA Drivers

CCPRO10A-400 (1) IP20
Dimming: PHASE - 0-10V
CCPRO40A-400 (1..3) IP20
Dimming: PHASE - 0-10V

BREE

design: Roberto Mantovani

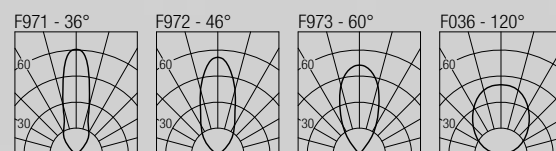
IP67 Class 2 



Uplight

7,5W · 24VDC · Parallel wiring
 CRI98 · 2-Step MacAdam

2400K	487 lm
2700K	655 lm
3000K	688 lm
3500K	697 lm
4000K	686 lm



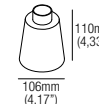
Code Construction

BR1 X X X 9 X

S	M	W	X	
36°	46°	60°	120°	
N	Z	C		
Black	INOX AISI 316L	Custom		
24	27	30	35	40
2400K	2700K	3000K	3500K	4000K
1	2			
Round	Square			


Accessories

CSDS10
Recessing box
55mm (2.17")
92mm (3.62")
110mm (4.33")



CSDS10.CP
Concrete pour housing for ingrade
115mm (4.52")
230mm (9.05")
40mm (1.57")



LOD1
Low luminance hex louvre 


24VDC Drivers

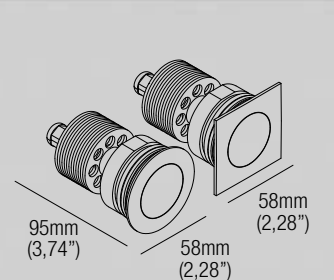
DLM.30 (1..3) IP20
Dimming: PHASE - 0-10V
DLM.60 (1..7) IP20
Dimming: PHASE - 0-10V
DLM.100 (1..12) IP20
Dimming: PHASE - 0-10V



DESERT 10

design: Lapo Grassellini

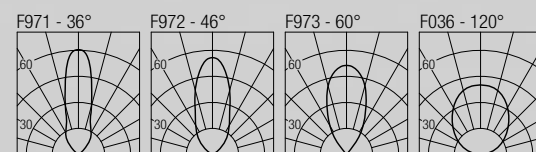
IP67 Class 2 



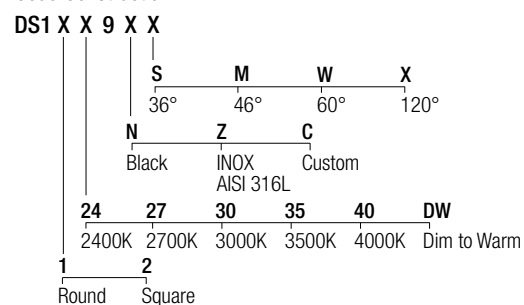
Uplight

Static White: 9W · 500mA (V, 18V) · Series wiring
Dim to Warm: 7,2W · 400mA (V, 18V) · Series wiring
CRI98 · 2-Step MacAdam

2400K	728 lm
2700K	1064 lm
3000K	1116 lm
3500K	1130 lm
4000K	1114 lm
DW	630 lm



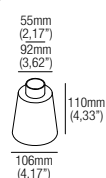
Code Construction



Accessories

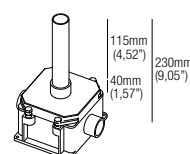
CSDS10

Recessing box




CSDS10.CP

Concrete pour housing for ingrade



LOD1

Low luminance hex louvre 

Static White - 500mA Drivers

CCPRO10A-500 (1) IP20

Dimming: PHASE - 0-10V

CCPRO40A-500 (1..3) IP20

Dimming: PHASE - 0-10V

Dim to Warm - 400mA Drivers

CCPRO10A-400 (1) IP20


Dimming: PHASE - 0-10V

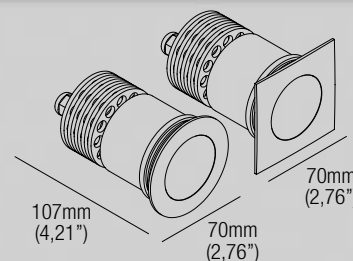
CCPRO40A-400 (1..3) IP20

Dimming: PHASE - 0-10V

JAN 10

design: Roberto Mantovani

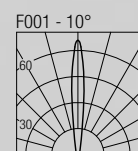
IP67 Class 2 



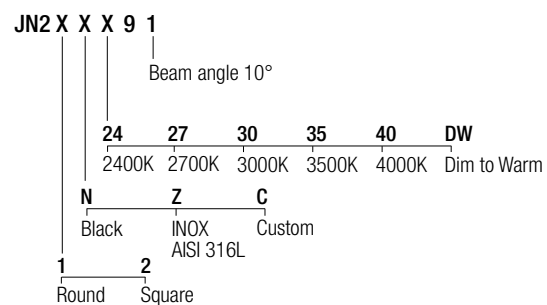
Uplight

9W · 500mA (V, 18V) · Series wiring
CRI98 · 2-Step MacAdam

2400K	619 lm
2700K	904 lm
3000K	949 lm
3500K	961 lm
4000K	947 lm



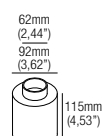
Code Construction



Accessories

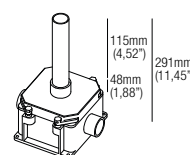
CSXJ01

Recessing box



CSXJ01.CP

Concrete pour housing for ingrade



500mA Drivers

CCPRO10A-500 (1) IP20

Dimming: PHASE - 0-10V

CCPRO40A-500 (1..3) IP20

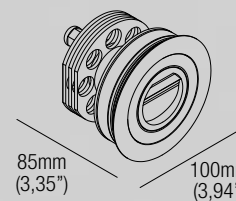
Dimming: PHASE - 0-10V



MAL 10

design: Lapo Grassellini

IP67 Class 2 

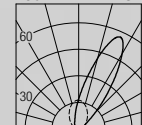


Uplight

Static White: 9W · 500mA (V, 18V) · Series wiring
 Dim to Warm: 7,2W · 400mA (V, 18V) · Series wiring
 CRI98 · 2-Step MacAdam

2400K	728 lm	3500K	1130 lm
2700K	1064 lm	4000K	1114 lm
3000K	1116 lm	DW	630 lm

F984 - WALL WASHER

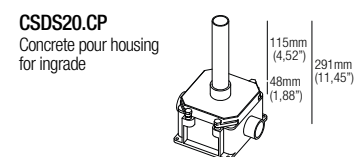
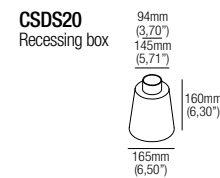


Code Construction

MA1 X 9 X

N	Z	C
Black	INOX AISI 316L	Custom
24	27	30
2400K	2700K	3000K
		3500K
		4000K
		DW
		Dim to Warm

Accessories



Static White - 500mA Drivers


CCPRO10A-500 (1) IP20
Dimming: PHASE - 0-10V
CCPRO40A-500 (1..3) IP20
Dimming: PHASE - 0-10V

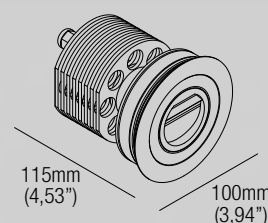
Dim to Warm - 400mA Drivers

CCPRO10A-400 (1) IP20
Dimming: PHASE - 0-10V
CCPRO40A-400 (1..3) IP20
Dimming: PHASE - 0-10V

MAL 20

design: Lapo Grassellini

IP67 Class 2 

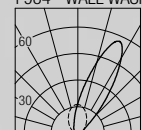


Uplight

18W · 500mA (V, 36V)
 CRI98 · 2-Step MacAdam

2700K	1659 lm
3000K	1752 lm
3500K	1873 lm
4000K	1924 lm

F984 - WALL WASHER

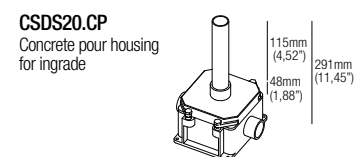
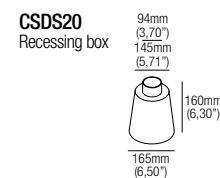


Code Construction

MA2 X 9 X

N	Z	C
Black	INOX AISI 316L	Custom
27	30	35
2700K	3000K	3500K
		4000K

Accessories



500mA Drivers

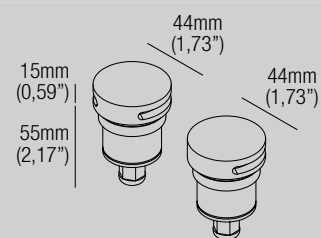
CCPRO40A-500 (1) IP20
Dimming: PHASE - 0-10V



BUNGA

design: Roberto Mantovani

IP67 Class 2 



Pathlight

1,5W · 500mA (V, 2,9V) · Series wiring
CRI90 · 3-Step MacAdam

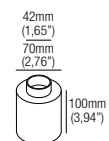
500mA
2700K — 128 lm
3000K — 133 lm
3500K — 146 lm
4000K — 154 lm

Code Construction

BG	X	X	X
27	30	40	
2700K	3000K	4000K	
N	Z	C	
Black	INOX AISI 316L	Custom	
1	2		
Single emission	Double emission		

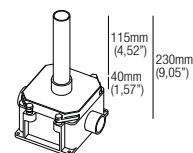
Accessories

CSXT01
Recessing box



CSXT01.CP

Concrete pour housing
for ingrade



CXTY01.CPW

Concrete pour housing
for wall



500mA Drivers

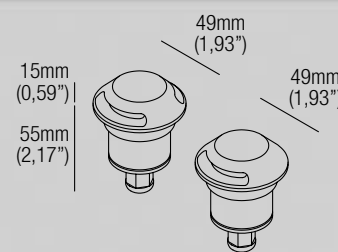
CCPRO10A-500 (1..6) IP20
Dimming: PHASE - 0-10V

CCPRO40A-500 (1..18) IP20
Dimming: PHASE - 0-10V

MINIAIR

design: Roberto Mantovani

IP67 Class 2 



Pathlight

1,5W · 500mA (V, 2,9V) · Series wiring
CRI90 · 3-Step MacAdam

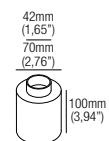
500mA
2700K — 128 lm
3000K — 133 lm
3500K — 146 lm
4000K — 154 lm

Code Construction

MXR	X	X	X
27	30	35	40
2700K	3000K	3500K	4000K
N	Z	C	
Black	INOX AISI 316L	Custom	
1	2		
Single emission	Double emission		

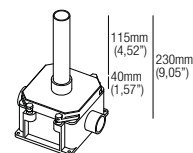
Accessories

CSXT01
Recessing box



CSXT01.CP

Concrete pour housing
for ingrade



500mA Drivers

CCPRO10A-500 (1..6) IP20
Dimming: PHASE - 0-10V

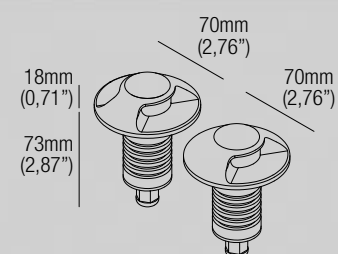
CCPRO40A-500 (1..18) IP20
Dimming: PHASE - 0-10V



AIR 6

design: Roberto Mantovani

IP67 Class 2 



Pathlight

Static White: 4,5W · 500mA (V, 9V) · Series wiring
 Dim to Warm: 4,5W · 250mA (V, 18V) · Series wiring
 CRI98 · 2-Step MacAdam

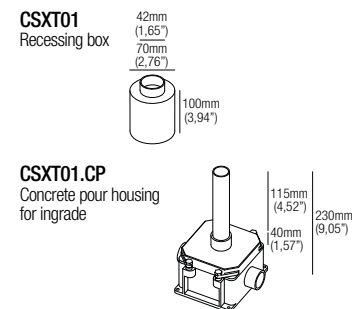
2400K	406 lm	3500K	548 lm
2700K	517 lm	4000K	541 lm
3000K	541 lm	DW	358 lm



Code Construction

XR2	X	X	X			
	24	27	30	35	40	DW
	2400K	2700K	3000K	3500K	4000K	Dim to Warm
N	Z	C				
Black	INOX AISI 316L	Custom				
1	2					
Single emission	Double emission					

Accessories



Static White - 500mA Drivers

CCPRO10A-500 (1..2) IP20
 Dimming: PHASE - 0-10V
CCPRO40A-500 (1..6) IP20
 Dimming: PHASE - 0-10V


Dim to Warm - 250mA Drivers

CCPRO10A-250-DW (1..2) IP20
 Dimming: PHASE - 0-10V
CCPRO40A-250-DW (1..3) IP20
 Dimming: PHASE - 0-10V



YAGA

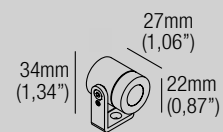
design: Roberto Mantovani

IP65 Class 2 

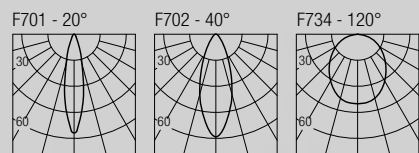


IP-rated projector

1W · 350mA (V, 2,9V) · Series wiring
CRI90 · 3-Step MacAdam



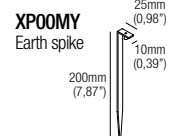
2700K	81 lm
3000K	81 lm
3500K	100 lm
4000K	107 lm



Code Construction

YG1 X X X			
S	M	W	
20°	40°	120°	
27	30	35	40
2700K	3000K	3500K	4000K
2	5	6	C
Aluminium	Black	Bronze	Custom

Accessories



XNTY02 Aluminium - Alluminio
XNTY05 Black - Nero
XNTY06 Bronze - Bronzo
Antiglare snoot



XXT02
Tree strap



350mA Drivers

CCPRO10A-350 (1..9) IP20
Dimming: PHASE - 0-10V
CCPRO40A-350 (1..18) IP20
Dimming: PHASE - 0-10V

OLU 2

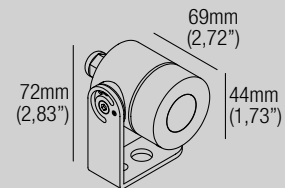
design: Roberto Mantovani

IP65 Class 2 

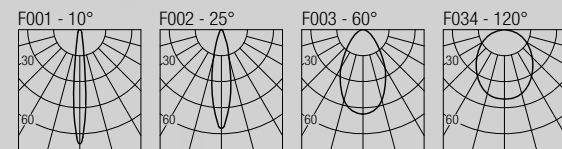


IP-rated projector

1,5W · 500mA (V, 2,9V) · Series wiring
CRI90 · 3-Step MacAdam



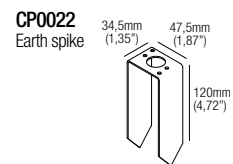
2700K	128 lm
3000K	133 lm
3500K	146 lm
4000K	154 lm



Code Construction

LU1 X X X			
0	1	2	9
10°	20°	40°	120°
27	30	35	40
2700K	3000K	3500K	4000K
2	5	6	C
Aluminium	Black	Bronze	Custom

Accessories - Accessori



LH01
Low luminance hex louvre

XNTC02 Aluminium
XNTC05 Black
XNTC06 Bronze
Antiglare snoot



XXT01
Tree strap



500mA Drivers

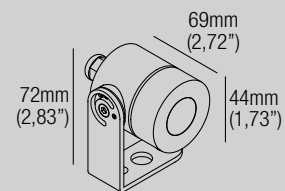
CCPRO10A-500 (1..6) IP20
Dimming: PHASE - 0-10V
CCPRO40A-500 (1..18) IP20
Dimming: PHASE - 0-10V



OLU 6

design: Roberto Mantovani

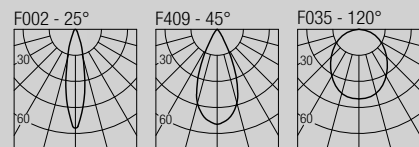
IP65 Class 2 



IP-rated projector

Static White: 4,5W · 500mA (V_i 9V) · Series wiring
 Dim to Warm: 4,5W · 250mA (V_i 18V) · Series wiring
 CRI98 · 2-Step MacAdam

2400K	434 lm	3500K	586 lm
2700K	553 lm	4000K	579 lm
3000K	579 lm	DW	383 lm

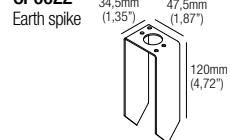


Code Construction


LU2 X X X

S	M	W			
25°	45°	120°			
24	27	30	35	40	DW
2400K	2700K	3000K	3500K	4000K	Dim to Warm
2	5	6			C
Aluminium	Black	Bronze			Custom

CP0022



LH01

Low luminance hex louvre 

XNTC02 Aluminium

XNTC05 Black

XNTC06 Bronze

Antiglare snoot 

XXT01

Tree strap 

Static White - 500mA Drivers

CCPR010A-500 (1..2) IP20

Dimming: PHASE - 0-10V

CCPR040A-500 (1..6) IP20

Dimming: PHASE - 0-10V

Dim to Warm - 250mA Drivers

CCPR010A-250-DW (1..2) IP20

Dimming: PHASE - 0-10V

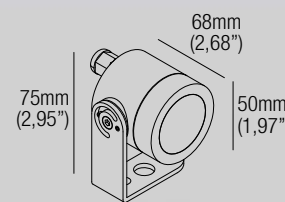
CCPR040A-250-DW (1..3) IP20

Dimming: PHASE - 0-10V

MAUNA 6

design: Rod&Todd

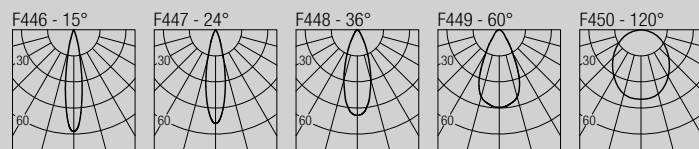
IP65 Class 2 



IP-rated projector

Static White: 4,5W · 500mA (V_i 9V) · Series wiring
 Dim to Warm: 4,5W · 250mA (V_i 18V) · Series wiring
 CRI98 · 2-Step MacAdam

2400K	434 lm	3500K	586 lm
2700K	553 lm	4000K	579 lm
3000K	579 lm	DW	383 lm



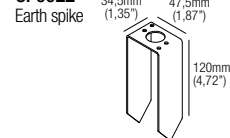
Code Construction

MU6 X X X


N	S	M	W	X
15°	24°	36°	60°	120°
24	27	30	35	40
2400K	2700K	3000K	3500K	4000K
				Dim to Warm
2	5	6		C
Aluminium	Black	Bronze		Custom

Accessories

CP0022




LH03

Low luminance hex louvre 

XNTM02 Aluminium

XNTM05 Black

XNTM06 Bronze

Antiglare snoot 

XXT01

Tree strap 

Static White - 500mA Drivers

CCPR010A-500 (1..2) IP20

Dimming: PHASE - 0-10V

CCPR040A-500 (1..6) IP20

Dimming: PHASE - 0-10V

Dim to Warm - 250mA Drivers

CCPR010A-250-DW (1..2) IP20

Dimming: PHASE - 0-10V


CCPR040A-250-DW (1..3) IP20

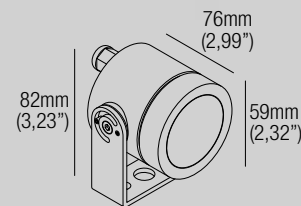
Dimming: PHASE - 0-10V



MAUNA 10

design: Rod&Todd

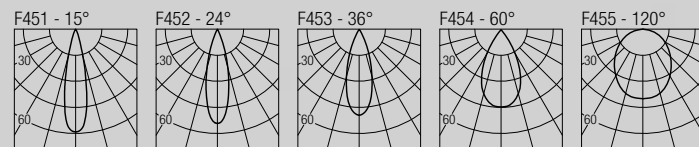
IP65 Class 2 



IP-rated projector

Static White: 9W · 500mA (V, 18V) · Series wiring
 Dim to Warm: 7,2W · 400mA (V, 18V) · Series wiring
 CRI98 · 2-Step MacAdam

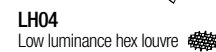
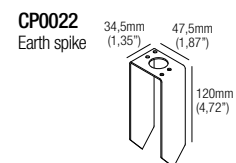
2400K	770 lm	3500K	1195 lm
2700K	1125 lm	4000K	1178 lm
3000K	1180 lm	DW	667 lm



Code Construction

MU1 X X X					
N	S	M	W	X	
15°	24°	36°	60°	120°	
24	27	30	35	40	DW
2400K	2700K	3000K	3500K	4000K	Dim to Warm
2	5	6	C		
Aluminium	Black	Bronze	Custom		

Accessories



XNTX202 Aluminium
XNTX205 Black
XNTX206 Bronze
 Antiglare snoot



XXT01
Tree strap



Static White - 500mA Drivers

CCPR010A-500 (1) IP20
 Dimming: PHASE - 0-10V
CCPR040A-500 (1..3) IP20
 Dimming: PHASE - 0-10V

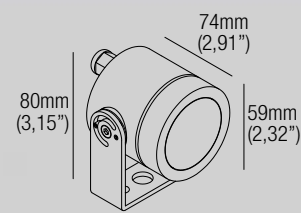
Dim to Warm - 400mA Drivers

CCPR010A-400 (1) IP20
 Dimming: PHASE - 0-10V
CCPR040A-400 (1..3) IP20
 Dimming: PHASE - 0-10V

MAHALO

design: Roberto Mantovani

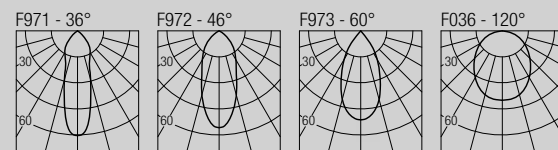
IP65 Class 2 



IP-rated projector

7,5W · 24VDC · Parallel wiring
 CRI98 · 2-Step MacAdam

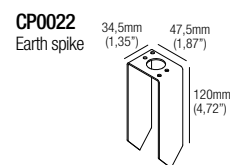
2400K	487 lm	F971 - 36°
2700K	655 lm	F972 - 46°
3000K	688 lm	F973 - 60°
3500K	697 lm	F036 - 120°
4000K	686 lm	



Code Construction

MH1 X X 9 X				
S	M	W	X	
36°	46°	60°	120°	
24	27	30	35	40
2400K	2700K	3000K	3500K	4000K
2	5	6	C	
Aluminium	Black	Bronze	Custom	

Accessories - Accessori



XNTX202 Aluminium
XNTX205 Black
XNTX206 Bronze
 Antiglare snoot




XXT01
Tree strap




24VDC Drivers

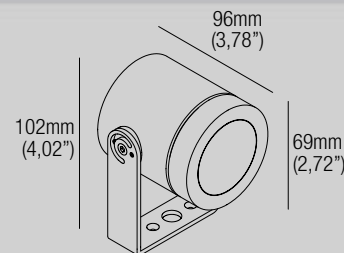
DLM.30 (1..3) IP20
 Dimming: PHASE - 0-10V
DLM.60 (1..7) IP20
 Dimming: PHASE - 0-10V
DLM.100 (1..12) IP20
 Dimming: PHASE - 0-10V



BRUTUS 10

design: Roberto Mantovani

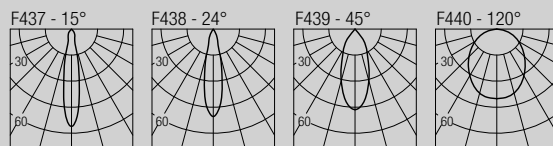
IP65 Class 2 



IP-rated projector

Static White: 9W · 500mA (V, 18V) · Series wiring
 Dim to Warm: 7,2W · 400mA (V, 18V) · Series wiring
 CRI98 · 2-Step MacAdam

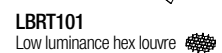
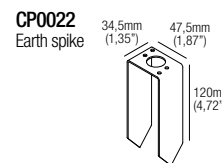
2400K	735 lm	3500K	1139 lm
2700K	1072 lm	4000K	1121 lm
3000K	1124 lm	DW	634 lm



Code Construction

BRT1 X X 9 X					
	S	M	F	W	
	15°	24°	45°	120°	
24	27	30	35	40	DW
2400K	2700K	3000K	3500K	4000K	Dim to Warm
2	5	6	C		
Aluminium	Black	Bronze	Custom		

Accessories - Accessori



- XNTB102 Aluminium
- XNTB105 Black
- XNTB106 Bronze
- Antigliare snoot



XXT01
Tree strap



Static White - 500mA Drivers


- CCPRO10A-500 (1) IP20
Dimming: PHASE - 0-10V
- CCPRO40A-500 (1..3) IP20
Dimming: PHASE - 0-10V

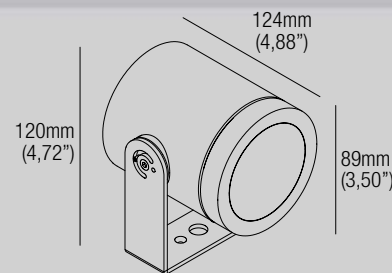
Dim to Warm - 400mA Drivers

- CCPRO10A-400 (1) IP20
Dimming: PHASE - 0-10V
- CCPRO40A-400 (1..3) IP20
Dimming: PHASE - 0-10V

BRUTUS 20

design: Roberto Mantovani

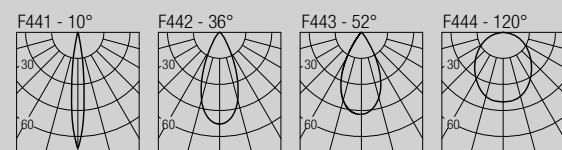
IP65 Class 2 



IP-rated projector

18W · 500mA (V, 36V)
 CRI98 · 2-Step MacAdam

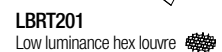
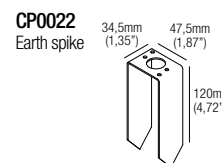
2700K	1659 lm	F441 - 10°
3000K	1752 lm	F442 - 36°
3500K	1873 lm	F443 - 52°
4000K	1924 lm	F444 - 120°



Code Construction

BRT2 X X 9 X					
	S	M	F	W	
	15°	24°	45°	120°	
27	30	35	40		
2700K	3000K	3500K	4000K		
2	5	6	C		
Aluminium	Black	Bronze	Custom		

Accessories - Accessori



- XNTB202 Aluminium
- XNTB205 Black
- XNTB206 Bronze
- Antigliare snoot



XXT01
Tree strap



500mA Drivers

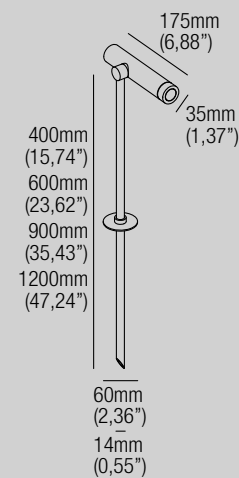
- CCPRO40A-500 (1) IP20
Dimming: PHASE - 0-10V



RENÉ

design: Roberto Mantovani

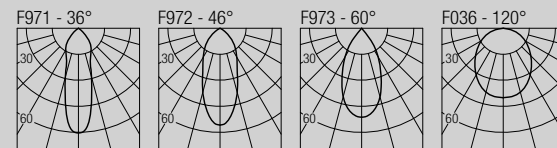
IP65 Class 2 



IP-rated projector

Static White: 9W · 500mA (V, 18V) · Series wiring
 Dim to Warm: 7,2W · 400mA (V, 18V) · Series wiring
 CRI98 · 2-Step MacAdam

2400K	728 lm	3500K	1130 lm
2700K	1064 lm	4000K	1114 lm
3000K	1116 lm	DW	630 lm



Code Construction

RNE X X X X				
	S	M	W	X
	36°	46°	60°	120°
	24	27	30	35 DW
	2400K	2700K	3000K	4000K Dim to Warm
5	C			
	Black	Custom		
A	B	C	D	
40 cm	60 cm	90 cm	120 cm	
(15,75")	(23,6")	(35,43")	(47,24")	

Static White - 500mA Drivers

- CCPRO10A-500** (1) IP20
Dimming: PHASE - 0-10V
- CCPRO40A-500** (1..3) IP20
Dimming: PHASE - 0-10V

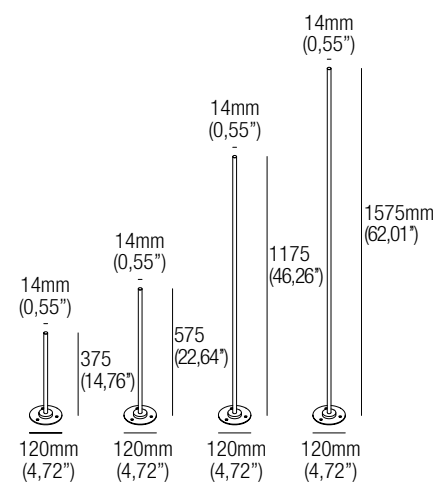
Dim to Warm - 400mA Drivers

- CCPRO10A-400** (1) IP20
Dimming: PHASE - 0-10V
- CCPRO40A-400** (1..3) IP20
Dimming: PHASE - 0-10V



POLE

design: Roberto Mantovani



Vertical support for projectors.

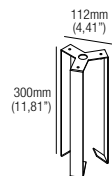
The Pole system allows multiple luminaires to be distributed along the vertical support. Available in four heights, the luminaires installed can be directed to any direction, offering a flexible and dynamic installation solution.

Code Construction

PL X X			
5	C		
Black	Custom		
A	B	C	D
37,5cm (14,76")	57,5cm (22,64")	117,5cm (46,26")	57,5cm (22,64")

Accessories - Accessori

ZCP001
Anchor bolt for concrete plinth



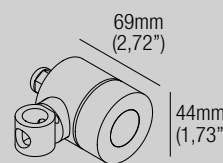
OLU 6 POLE

design: Roberto Mantovani

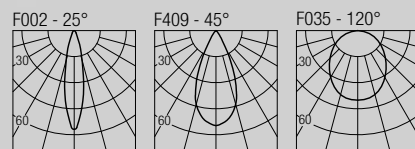
IP65 Class 2 

IP-rated projector for Pole system

Static White: 4,5W · 500mA (V_i 9V) · Series wiring
 Dim to Warm: 4,5W · 250mA (V_i 18V) · Series wiring
 CRI98 · 2-Step MacAdam



2400K	406 lm	3500K	548 lm
2700K	517 lm	4000K	541 lm
3000K	541 lm	DW	358 lm



Code Construction

LUP2 X X X

S	M	W	DW
24	27	30	35
2400K	2700K	3000K	3500K
Dim to Warm			
5	C		
Black	Custom		

Accessories - Accessori

LH01
 Low luminance hex louvre 

XNTC05V Black
 Antiglare snoot 

Static White - 500mA Drivers

CCPRO10A-500 (1..2) IP20
 Dimming: PHASE - 0-10V

CCPRO40A-500 (1..6) IP20
 Dimming: PHASE - 0-10V

Dim to Warm - 250mA Drivers

CCPRO10A-250-DW (1..2) IP20
 Dimming: PHASE - 0-10V

CCPRO40A-250-DW (1..3) IP20
 Dimming: PHASE - 0-10V

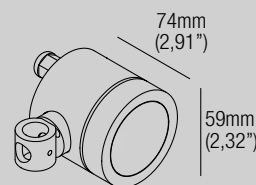
MAHALO POLE

design: Roberto Mantovani

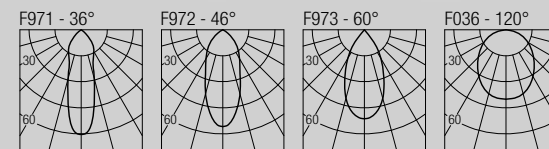
IP65 Class 2 

IP-rated projector for Pole system

7,5W · 24VDC · Parallel wiring
 CRI98 · 2-Step MacAdam



2400K	487 lm
2700K	655 lm
3000K	688 lm
3500K	697 lm
4000K	686 lm




Code Construction

MHP1 X X 9 X

S	M	W	X
24	27	30	35
2400K	2700K	3000K	3500K
4000K			
5	C		
Black	Custom		

Accessories - Accessori

LOD1
 Low luminance hex louvre 

XNTX205V Black
 Antiglare snoot 

24VDC Drivers


DLM.30 (1..3) IP20
 Dimming: PHASE - 0-10V

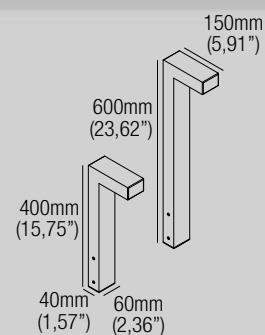
DLM.60 (1..7) IP20
 Dimming: PHASE - 0-10V

DLM.100 (1..12) IP20
 Dimming: PHASE - 0-10V

ELLE 2

design: Roberto Mantovani

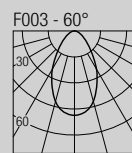
IP65 Class 2 



Bollard

1,5W · 500mA (V_i 2,9V) · Series wiring
CRI90 · 3-Step MacAdam

500mA	
2700K	128 lm
3000K	133 lm
3500K	146 lm
4000K	154 lm



Code Construction

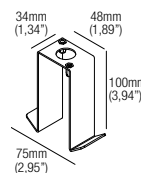
BLS X X X

1	5	C
White	Black	Custom
27	30	35
2700K	3000K	3500K
4	6	
40cm (14.17")	60cm (23.62")	

Accessories - Accessori

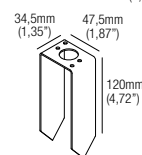
ZC001

Anchor bolt for concrete plinth
Zanca per plinto cementizio




CP0022

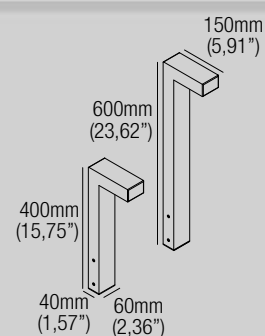
Earth spike



ELLE 6

design: Roberto Mantovani

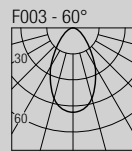
IP65 Class 2 



Bollard

4,5W · 500mA (V_i 9V) · Series wiring
CRI90 · 3-Step MacAdam

500mA	
2700K	384 lm
3000K	400 lm
3500K	433 lm
4000K	462 lm



Code Construction

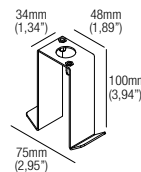
BLP X X X

1	5	C
White	Black	Custom
27	30	35
2700K	3000K	3500K
4	6	
40cm (14.17")	60cm (23.62")	

Accessories - Accessori

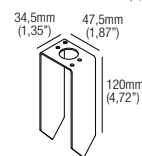
ZC001

Anchor bolt for concrete plinth
Zanca per plinto cementizio



CP0022

Earth spike




500mA Drivers


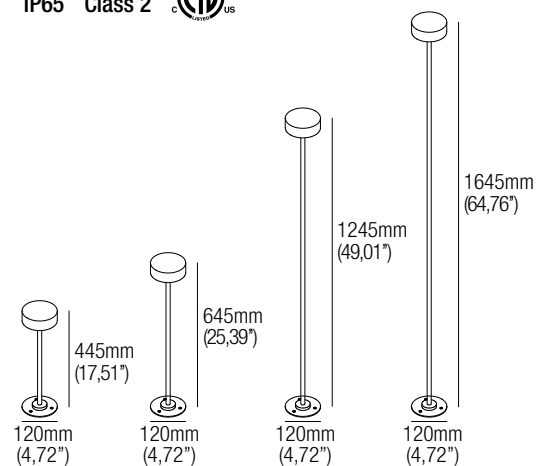
CCPR010A-500 (1..6) IP20
Dimming: PHASE - 0-10V
CCPR040A-500 (1..18) IP20
Dimming: PHASE - 0-10V



DUSK

design: Roberto Mantovani

IP65 Class 2 

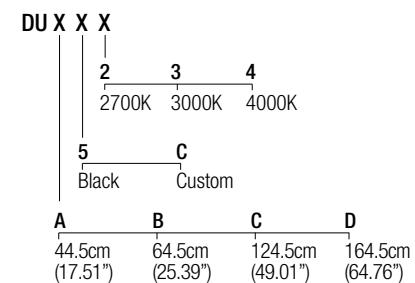


Bollard

8,2W · 24VDC · Parallel wiring
CRI85 · 2-Step MacAdam

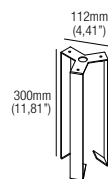
2700K — 540 lm
3000K — 560 lm
4000K — 610 lm

Code Construction



Accessories - Accessori

ZCP001
Anchor bolt for concrete plinth



24VDC Drivers

DLM.30 (1..3) IP20
Dimming: PHASE - 0-10V
DLM.60 (1..7) IP20
Dimming: PHASE - 0-10V
DLM.100 (1..12) IP20
Dimming: PHASE - 0-10V



Dimmable constant current power supplies

250 mA

Model	Dimming type	Power	Input voltage	V out	Dimensions (mm)
CCPRO10A-250 IP20	PHASE 0-10V	10 W	100..277 VAC	3..42 VDC	230x127x30 (h) 33x152x38 (h) with BX enclosure
CCPRO40A-250 IP20	PHASE 0-10V	40 W	100..277 VAC	3..60 VDC	54x165x20 (h) 56x188x38 (h) with BX enclosure

350 mA

Model	Dimming type	Power	Input voltage	V out	Dimensions (mm)
CCPRO10A-350 IP20	PHASE 0-10V	10 W	100..277 VAC	3..42 VDC	230x127x30 (h) 33x152x38 (h) with BX enclosure
CCPRO40A-350 IP20	PHASE 0-10V	40 W	100..277 VAC	3..60 VDC	54x165x20 (h) 56x188x38 (h) with BX enclosure

400 mA

Model	Dimming type	Power	Input voltage	V out	Dimensions (mm)
CCPRO10A-400 IP20	PHASE 0-10V	10 W	100..277 VAC	3..42 VDC	230x127x30 (h) 33x152x38 (h) with BX enclosure
CCPRO40A-400 IP20	PHASE 0-10V	40 W	100..277 VAC	3..60 VDC	54x165x20 (h) 56x188x38 (h) with BX enclosure

500 mA

Model	Dimming type	Power	Input voltage	V out	Dimensions (mm)
CCPRO10A-500 IP20	PHASE 0-10V	10 W	100..277 VAC	3..42 VDC	230x127x30 (h) 33x152x38 (h) with BX enclosure
CCPRO40A-500 IP20	PHASE 0-10V	40 W	100..277 VAC	3..60 VDC	54x165x20 (h) 56x188x38 (h) with BX enclosure

700 mA

Model	Dimming type	Power	Input voltage	V out	Dimensions (mm)
CCPRO40A-700 IP20	PHASE 0-10V	40 W	100..277 VAC	3..60 VDC	54x165x20 (h) 56x188x38 (h) with BX enclosure

1050 mA

Model	Dimming type	Power	Input voltage	V out	Dimensions (mm)
CCPRO40A-1050 IP20	PHASE 0-10V	40 W	100..277 VAC	3..60 VDC	54x165x20 (h) 56x188x38 (h) with BX enclosure

Programmable tunable white constant current power supplies

150..1400 mA

Model	Dimming type	Control channels	Power	Input voltage	V out	Dimensions (mm)
DL0561S1 IP20	0-10V	2	50 W per channel	120..277 VAC	2..55 VDC	130x77x30 (h)

Dimmable constant voltage power supplies

24 VDC for use with low voltage track systems and DC voltage/current converters

Model	Dimming type	Power	Input voltage	Dimensions (mm)
CV2496A IP65	PHASE 0-10V	96 W	100..277 VAC	95x220x40 (h)

24 VDC

Model	Dimming type	Power	Input voltage	Dimensions (mm)
DLM.30 IP20 NEMA4X	PHASE 0-10V	30 W	100..277 VAC	165x90x25 (h)
DLM.60 IP20 NEMA4X	PHASE 0-10V	60 W	100..277 VAC	194x90x25 (h)
DLM.100 IP20 NEMA4X	PHASE 0-10V	96 W	100..277 VAC	220x90x45 (h)

Programmable voltage/current converters

50..700 mA

Model	Dimming type	Power	V in	V out	I out	Dimensions (mm)
DCVI.B.1 IP20	PHASE 0-10V	13 W	24 VDC constant voltage	3..27 VDC constant current	50..700 mA	19x92x18 (h)
DCVI.B.2 IP20	PHASE 0-10V	26 W	24 VDC constant voltage	28..42 VDC constant current	50..700 mA	19x92x18 (h)

IP X X

- 0** Unprotected
- 1** Protected from objects bigger than 50mm Ø
- 2** Protected from objects bigger than 12,5mm Ø
- 3** Protected from objects bigger than 2,5mm Ø
- 4** Protected from objects bigger than 1mm Ø
- 5** Protected against dust ingress, not harmful deposits
- 6** Completely protected against dust

IP X X

- 0** Unprotected
- 1** Protected against vertically falling water drops
- 2** Protected against vertically falling water drops when enclosure is tilted up to 15°
- 3** Protected against water sprayed at an angle up to 60° on either side of the vertical
- 4** Protected against water splashed against the component from any direction
- 5** Protected against water projected in jets from any direction
- 6** Protected against water projected in powerful jets from any direction
- 7** Protected against temporary immersion in water
- 8** Protected against continuous immersion in water

	IK00	IK01	IK02	IK03	IK04	IK05	IK06	IK07	IK08	IK09	IK10
Energy (J)	--	0,15	0,20	0,35	0,50	0,70	1,00	2,00	5,00	10,00	20,00
Mass and height of the piece	--	0,2 Kg 70mm	0,2 Kg 100mm	0,2 Kg 175mm	0,2 Kg 250mm	0,2 Kg 350mm	0,5 Kg 200mm	0,5 Kg 400mm	1,7 Kg 295mm	5 Kg 200mm	5 Kg 400mm

Wires section / Distances from drivers

150..1050 mA

Aluminum:

Distance	25 mt (82 ft)	37 mt (123 ft)	62 mt (205 ft)
Section	18 AWG	16 AWG	14 AWG

Copper:

Distance	37 mt (123 ft)	62 mt (205 ft)	87 mt (287 ft)
Section	18 AWG	16 AWG	14 AWG

24 VDC

Aluminum:

Distance	4 mt (13 ft)	6 mt (20 ft)	10 mt (33 ft)
Section	18 AWG	16 AWG	14 AWG

Copper:

Distance	6 mt (20 ft)	10 mt (33 ft)	17 mt (56 ft)
Section	18 AWG	16 AWG	14 AWG

FLEXA
LIGHTING
NORTH AMERICA

FLEXALIGHTING North America
Unit 22 - 15531
24th Avenue Surrey, BC.
Canada, V4A 2J4.
ph. 604.385.4311
www.flexalighting-na.com

PART OF
DEXELANCE